







## EXHIBIT 2 - EUT EXTERNAL PHOTOGRAPHS

<p><b>EUT View 1</b></p>	
<p><b>EUT View 2</b></p>	

<p><b>EUT View 3</b></p>	
<p><b>EUT View 4</b></p>	

<p><b>EUT View 5</b></p>	 A photograph showing a white, circular, disc-shaped component (likely a test piece) centered on a blue textured background. Below the component is a black ruler with white markings and numbers, used for scale. The ruler shows markings from 0 to 100, with the number '200' appearing twice, indicating a scale of 0 to 200 units.
<p><b>EUT View 6</b></p>	 A photograph showing a white, circular, disc-shaped component (likely a test piece) centered on a blue textured background. Below the component is a black ruler with white markings and numbers, used for scale. The ruler shows markings from 0 to 100, with the number '200' appearing twice, indicating a scale of 0 to 200 units.