





Appendix A

RF Test Data for BT (Conducted Measurement)

Product Name: STAGE & STUDIO SPEAKER

Test Model: PADH15BTA

Environmental Conditions

Temperature:	23.5 ° C
Relative Humidity:	52.2%
ATM Pressure:	100.0 kPa
Test Engineer:	 Kay Hu
Supervised by:	 Li Huan





A.1 20dB Emission Bandwidth

Test Result

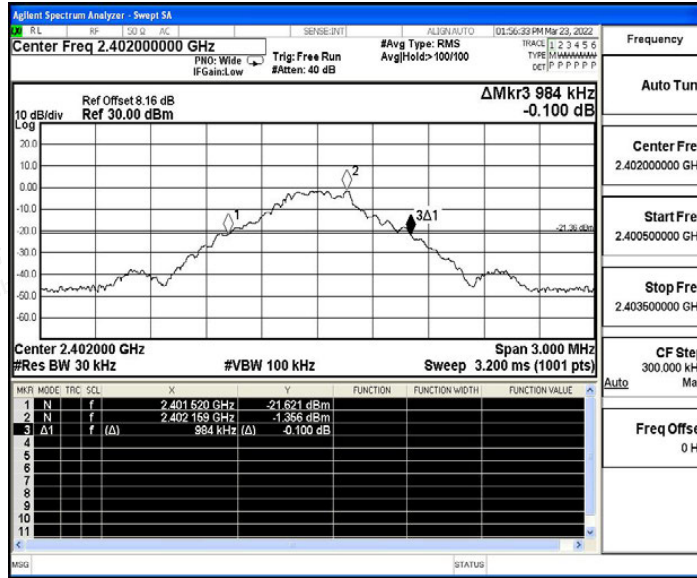
TestMode	Antenna	Channel	20db EBW[MHz]	FL[MHz]	FH[MHz]	Limit[MHz]	Verdict
DH5	Ant1	2402	0.984	2401.520	2402.504	---	---
		2441	1.041	2440.463	2441.504	---	---
		2480	1.044	2479.460	2480.504	---	---
2DH5	Ant1	2402	1.293	2401.361	2402.654	---	---
		2441	1.290	2440.364	2441.654	---	---
		2480	1.320	2479.337	2480.657	---	---
3DH5	Ant1	2402	1.296	2401.352	2402.648	---	---
		2441	1.317	2440.343	2441.660	---	---
		2480	1.293	2479.352	2480.645	---	---



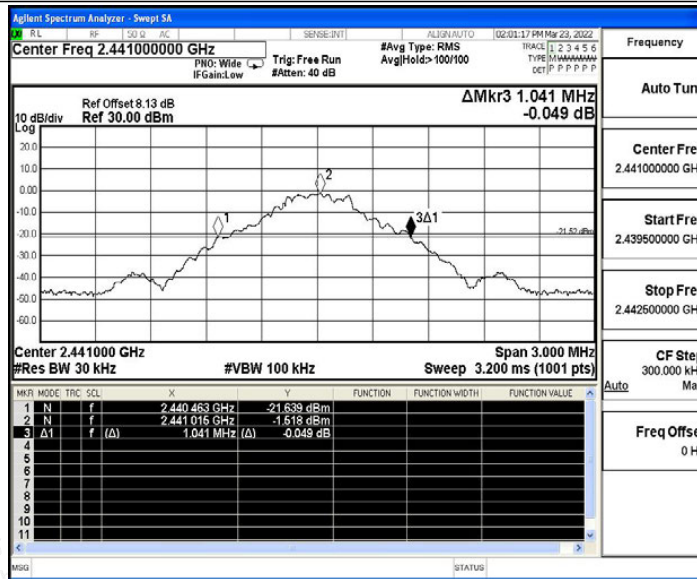


Test Graphs

DH5_Ant1_2402

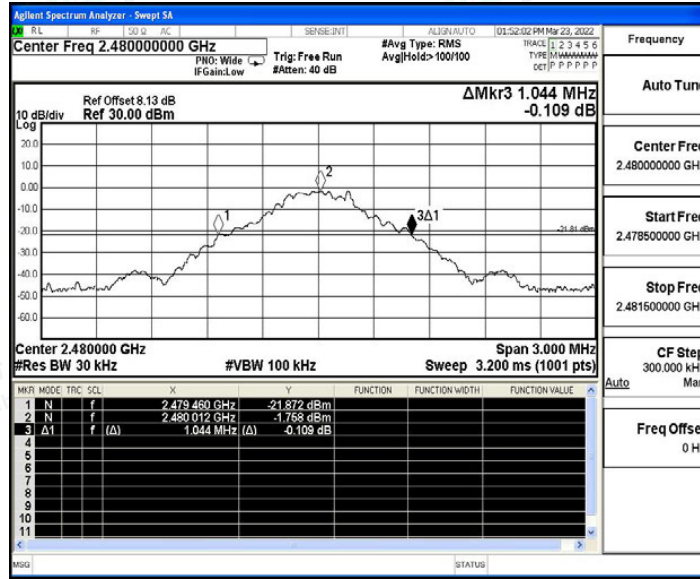


DH5_Ant1_2441

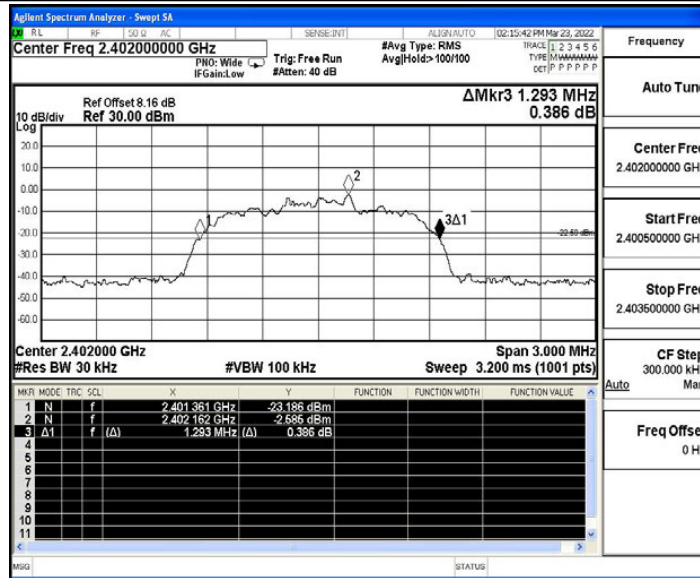


DH5_Ant1_2480



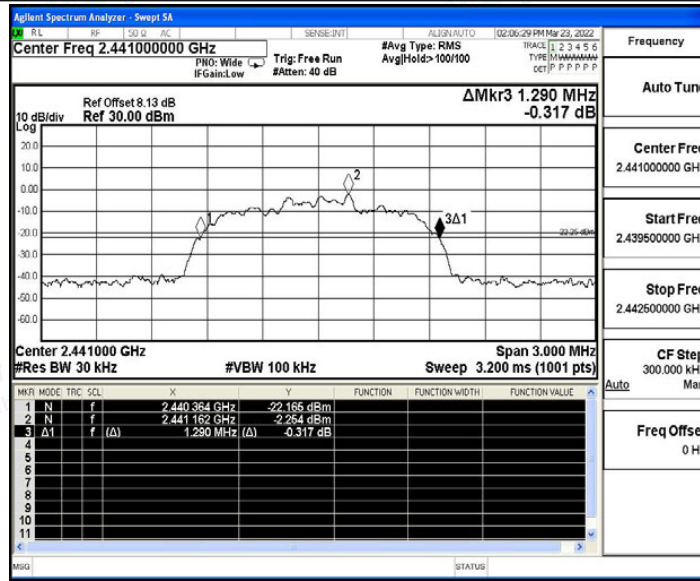


2DH5_Ant1_2402

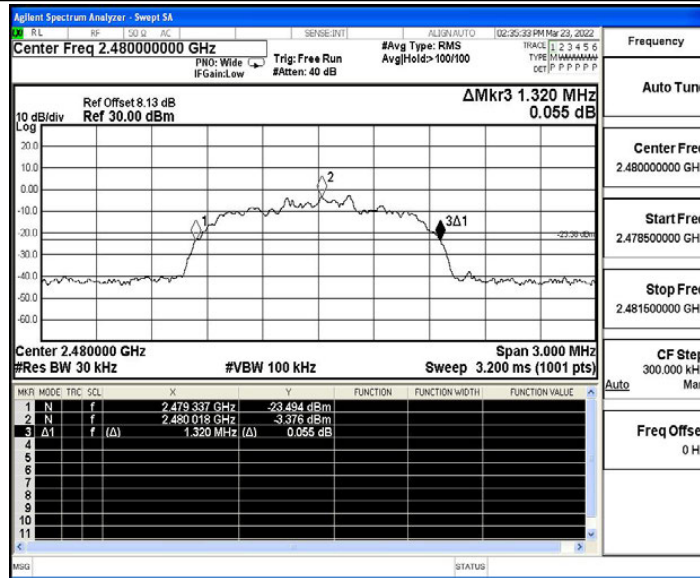


2DH5_Ant1_2441



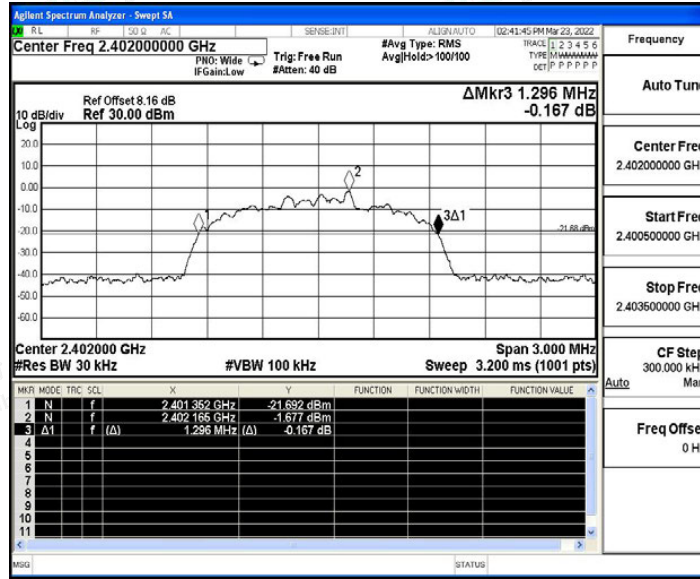


2DH5_Ant1_2480

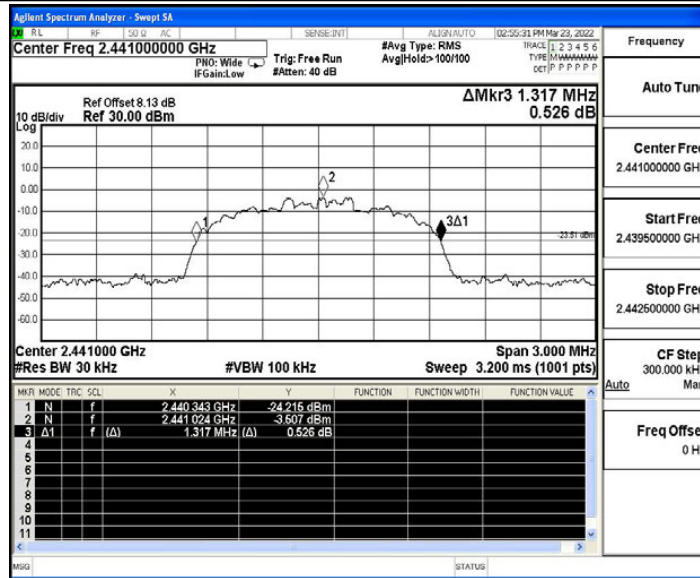


3DH5_Ant1_2402



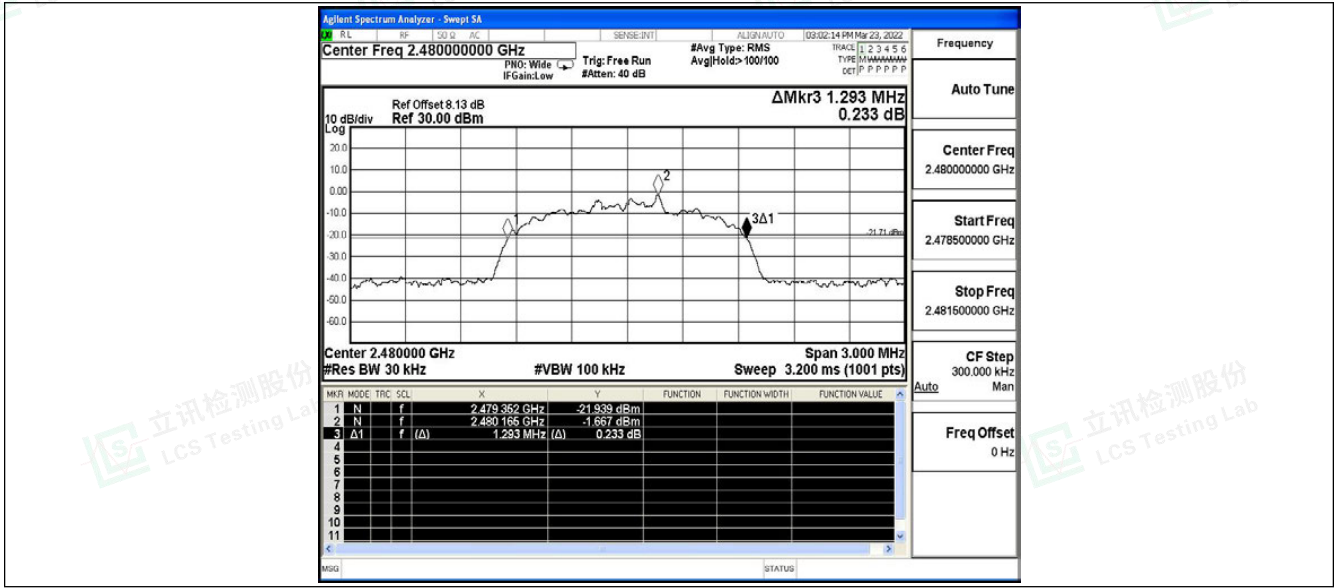


3DH5_Ant1_2441



3DH5_Ant1_2480







A.2 Maximum peak conducted output power

Test Result

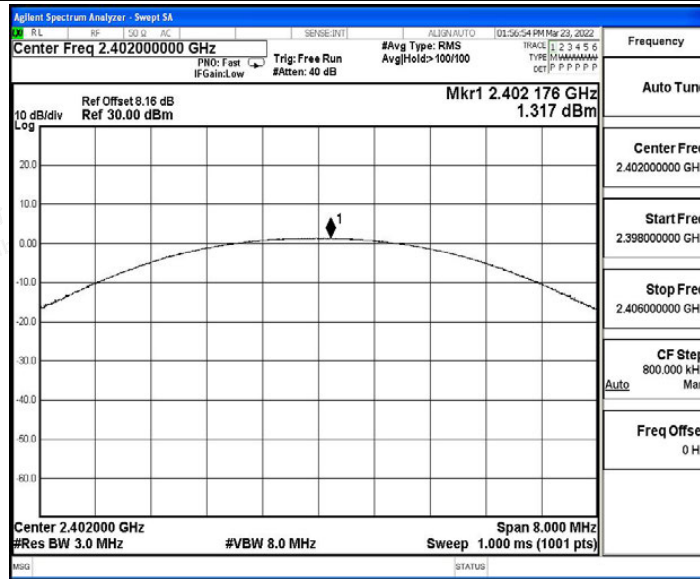
TestMode	Antenna	Channel	Result[dBm]	Limit[dBm]	Verdict
DH5	Ant1	2402	1.32	≤20.97	PASS
		2441	1.43	≤20.97	PASS
		2480	1.17	≤20.97	PASS
2DH5	Ant1	2402	1.39	≤20.97	PASS
		2441	1.69	≤20.97	PASS
		2480	1.43	≤20.97	PASS
3DH5	Ant1	2402	1.71	≤20.97	PASS
		2441	1.84	≤20.97	PASS
		2480	1.73	≤20.97	PASS



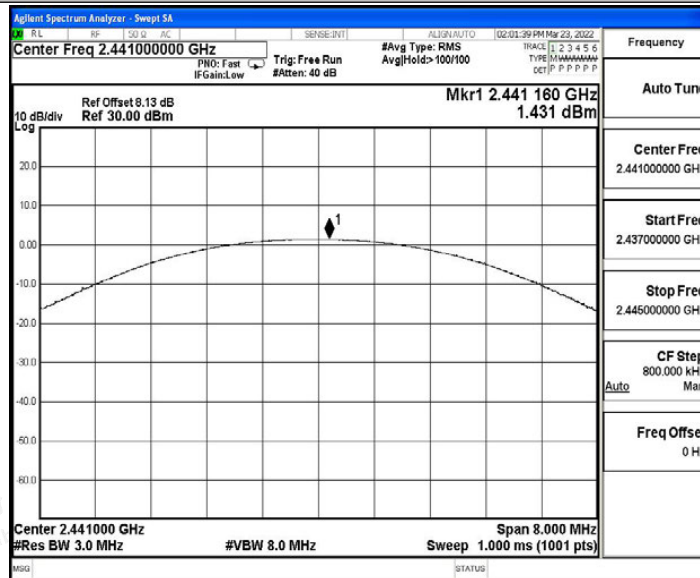


Test Graphs

DH5_Ant1_2402

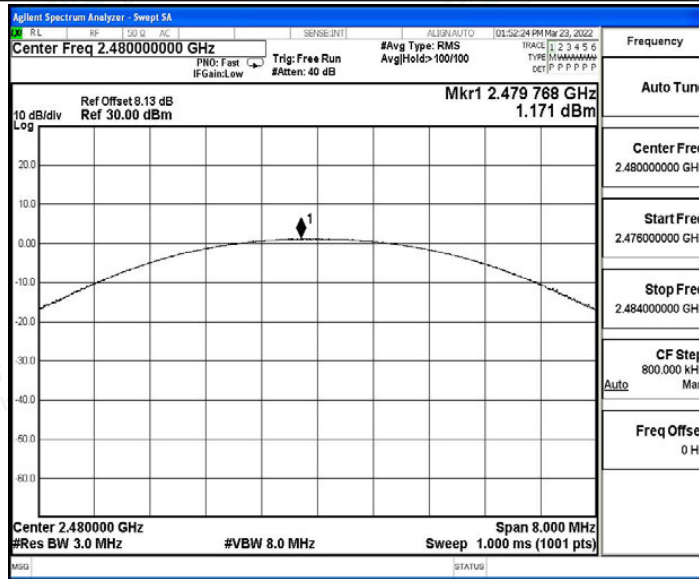


DH5_Ant1_2441

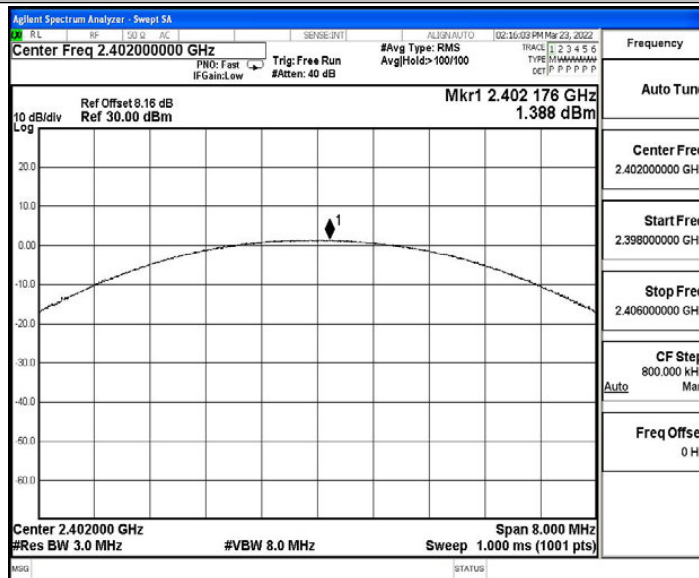


DH5_Ant1_2480



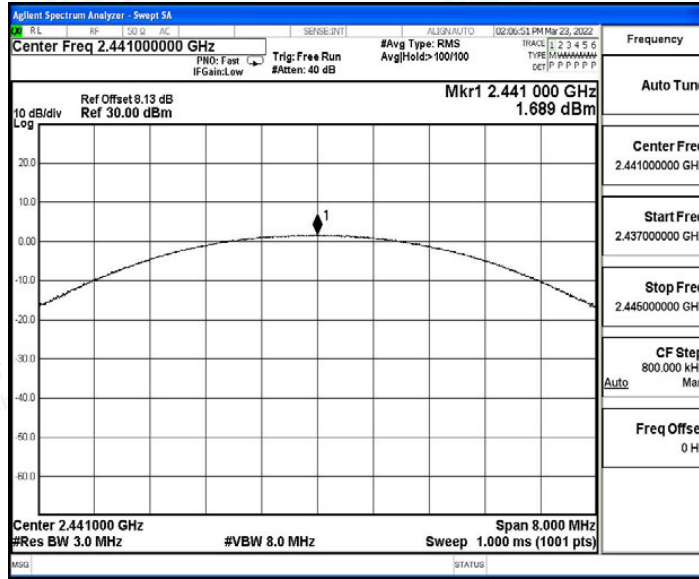


2DH5_Ant1_2402

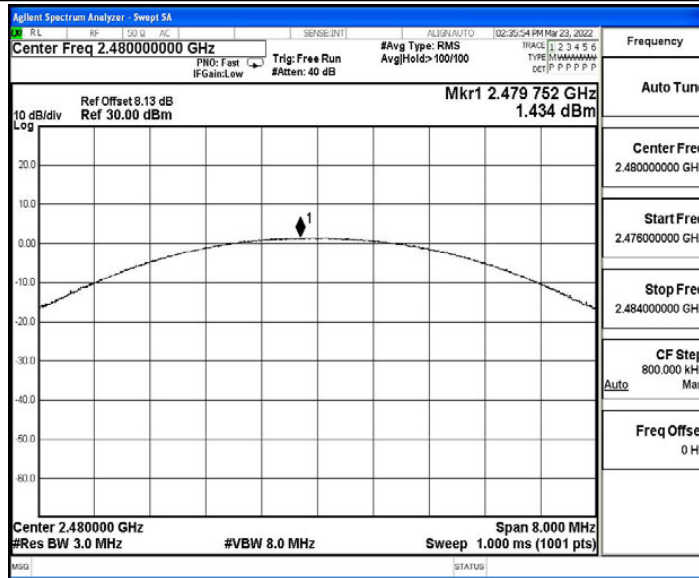


2DH5_Ant1_2441



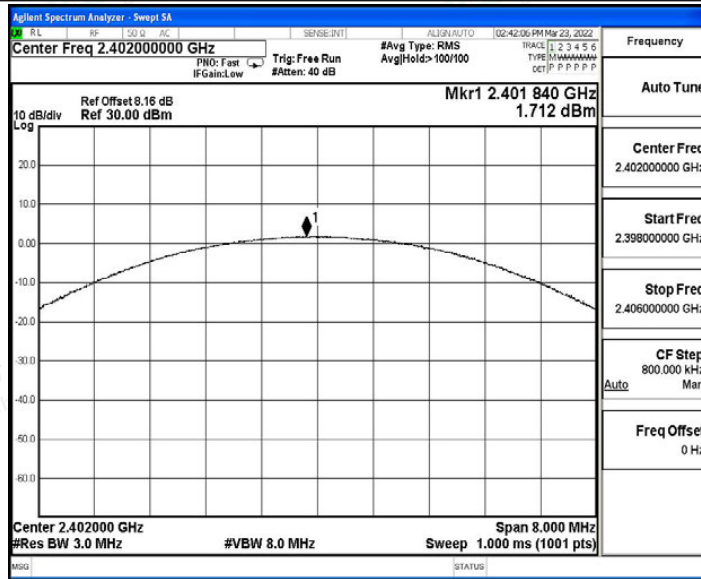


2DH5_Ant1_2480

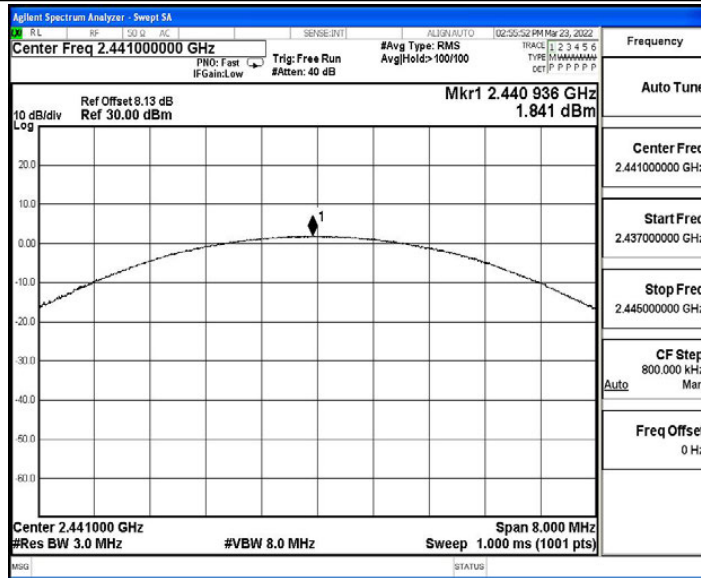


3DH5_Ant1_2402



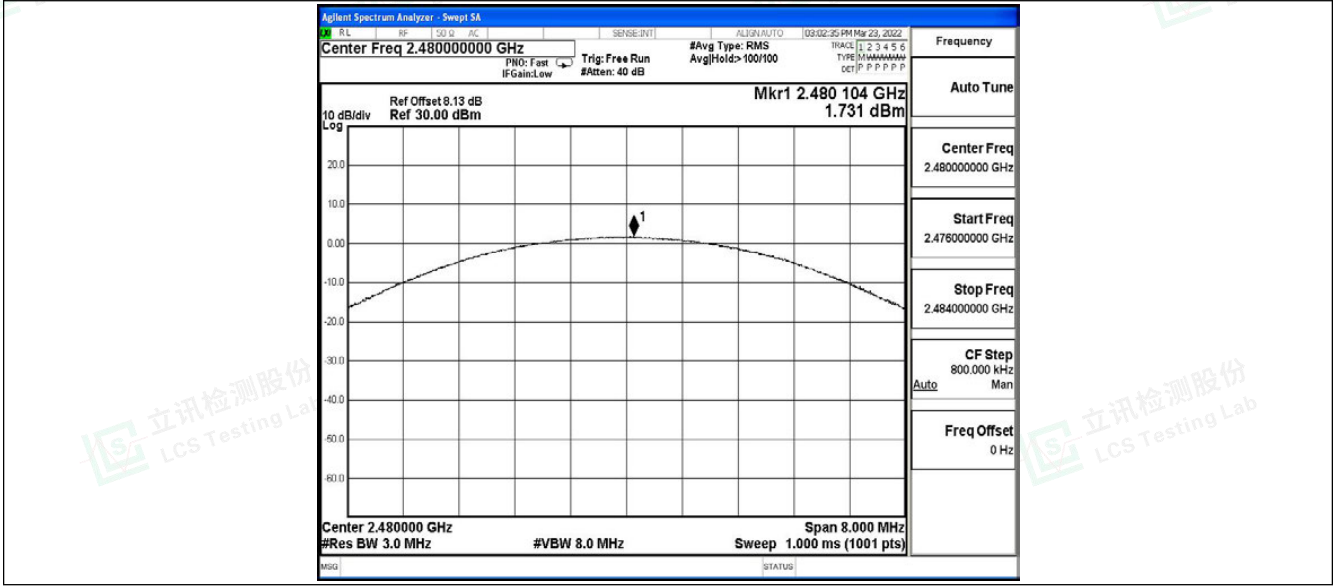


3DH5_Ant1_2441



3DH5_Ant1_2480







A.3 Carrier frequency separation

Test Result

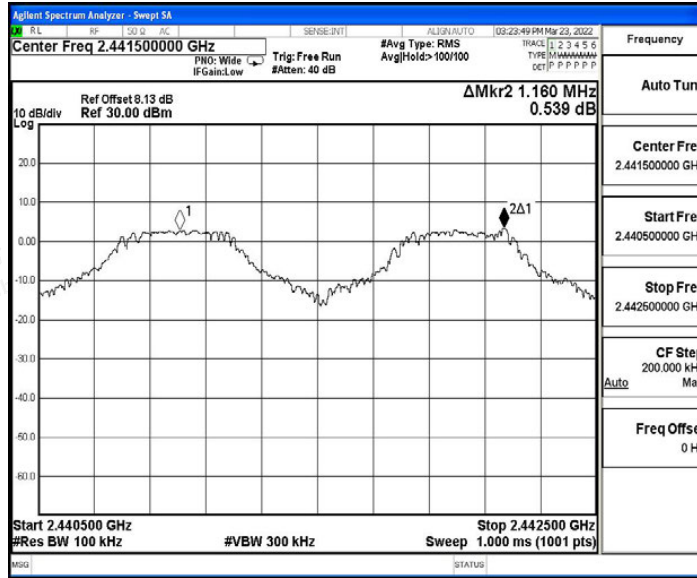
TestMode	Antenna	Channel	Result[MHz]	Limit[MHz]	Verdict
DH5	Ant1	Hop	1.16	≥0.696	PASS
2DH5	Ant1	Hop	1.052	≥0.880	PASS
3DH5	Ant1	Hop	1.152	≥0.878	PASS



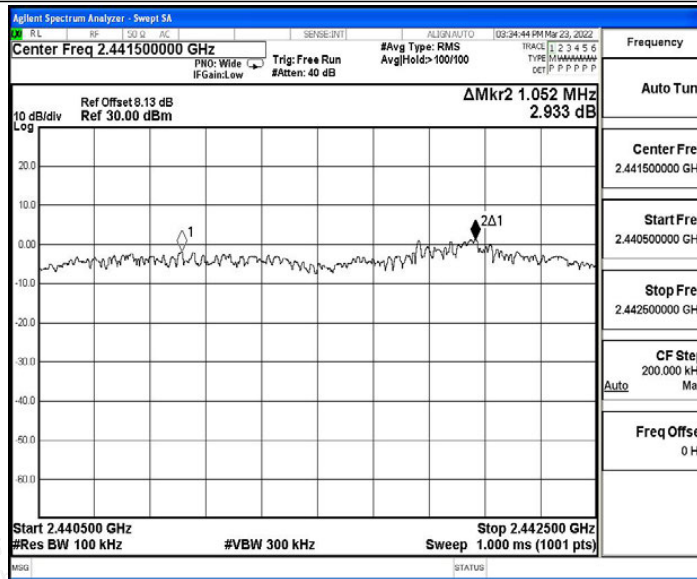


Test Graphs

DH5_Ant1_Hop

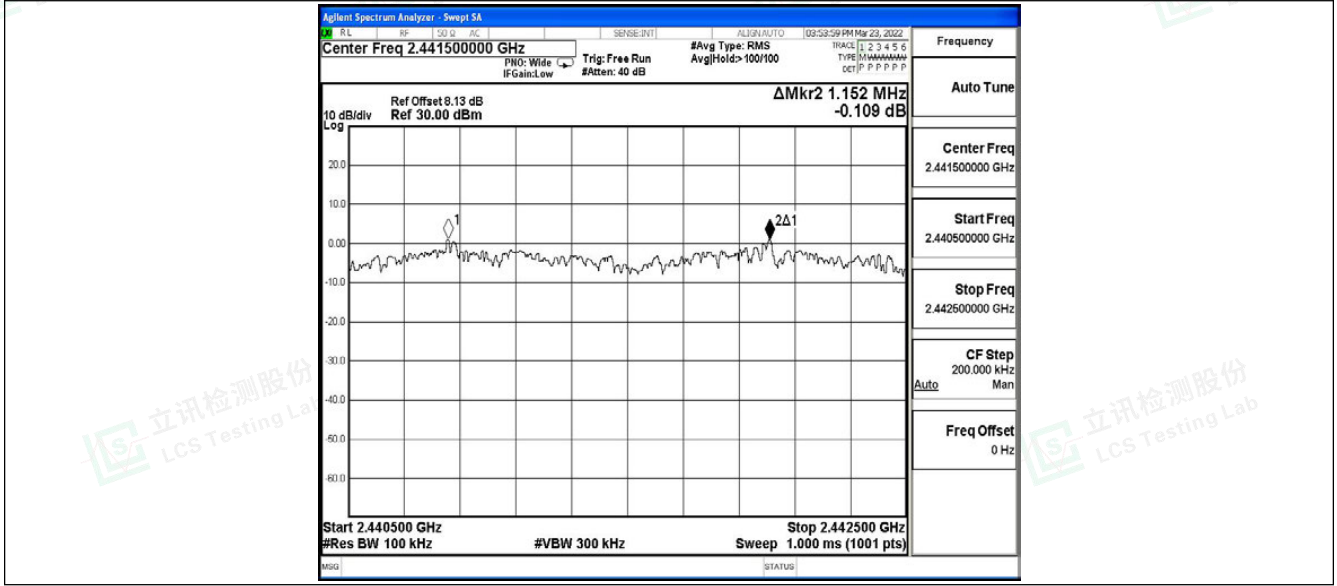


2DH5_Ant1_Hop



3DH5_Ant1_Hop







A.4 Time of occupancy

Test Result

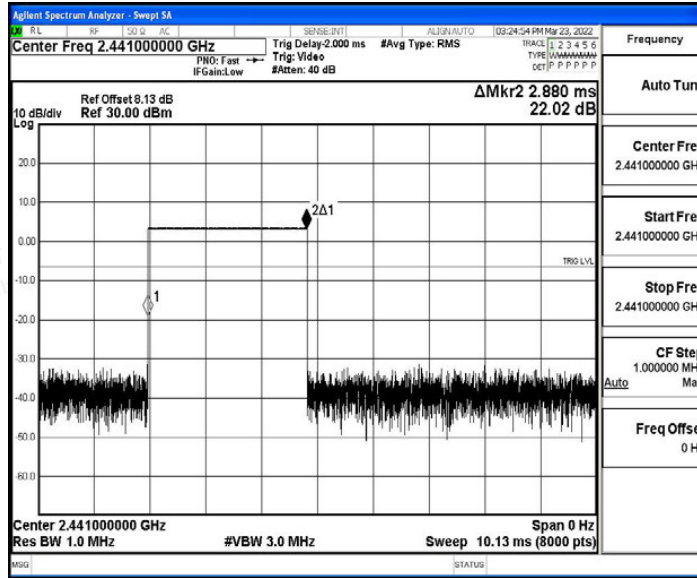
TestMode	Antenna	Channel	BurstWidth [ms]	TotalHops [Num]	Result[s]	Limit[s]	Verdict
DH5	Ant1	Hop	2.88	106.67	0.308	≤0.4	PASS
2DH5	Ant1	Hop	2.88	106.67	0.308	≤0.4	PASS
3DH5	Ant1	Hop	2.89	106.67	0.309	≤0.4	PASS



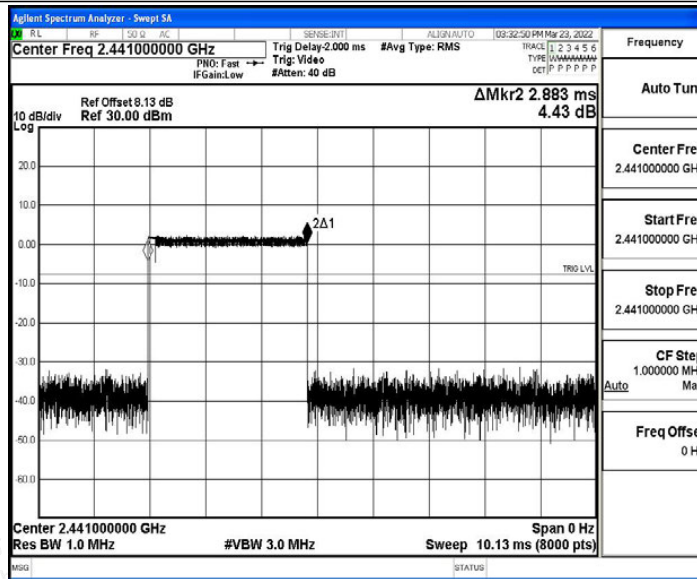


Test Graphs

DH5_Ant1_Hop

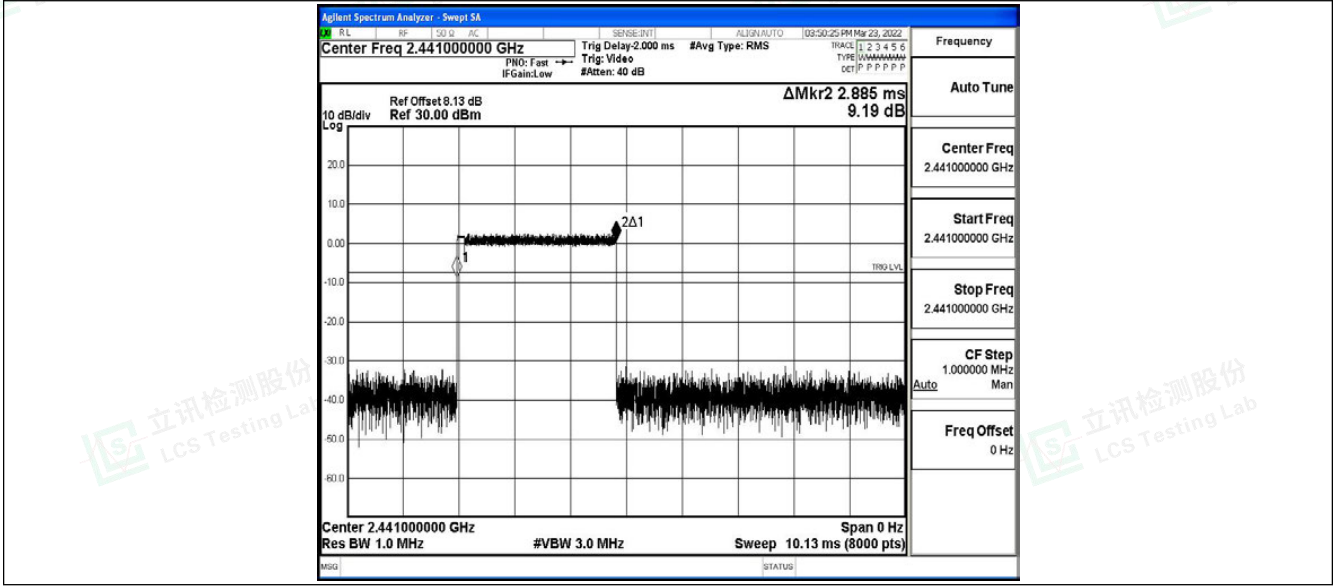


2DH5_Ant1_Hop



3DH5_Ant1_Hop







A.5 Number of hopping channels

Test Result

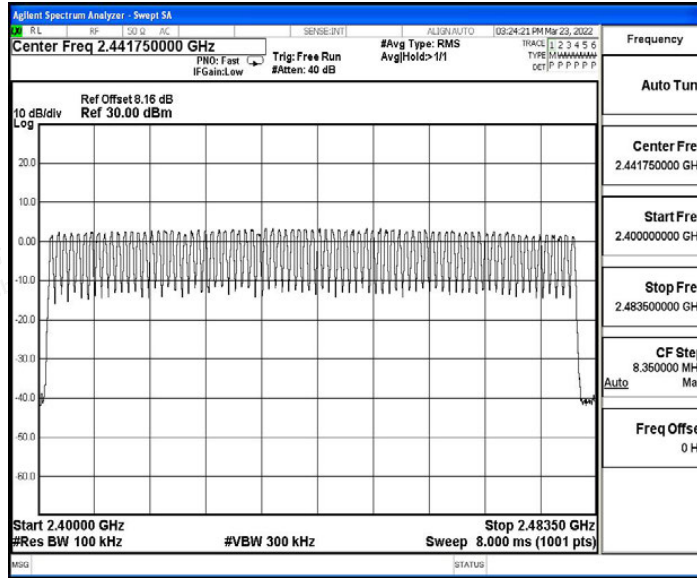
TestMode	Antenna	Channel	Result[Num]	Limit[Num]	Verdict
DH5	Ant1	Hop	79	≥15	PASS
2DH5	Ant1	Hop	79	≥15	PASS
3DH5	Ant1	Hop	79	≥15	PASS



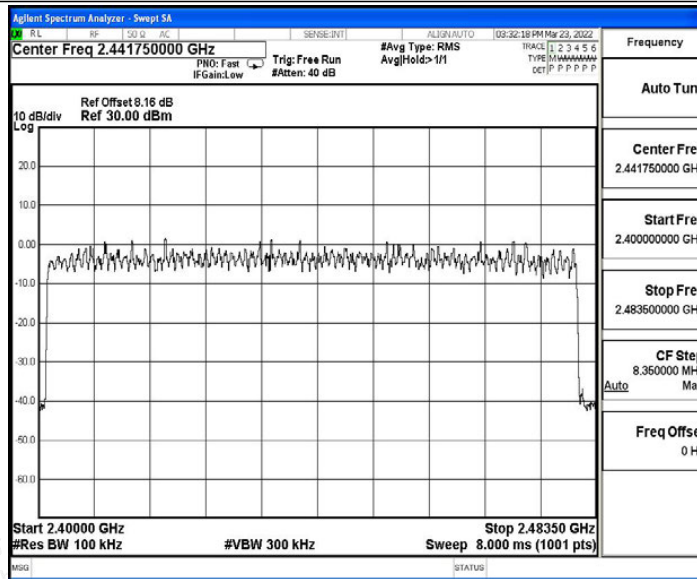


Test Graphs

DH5_Ant1_Hop

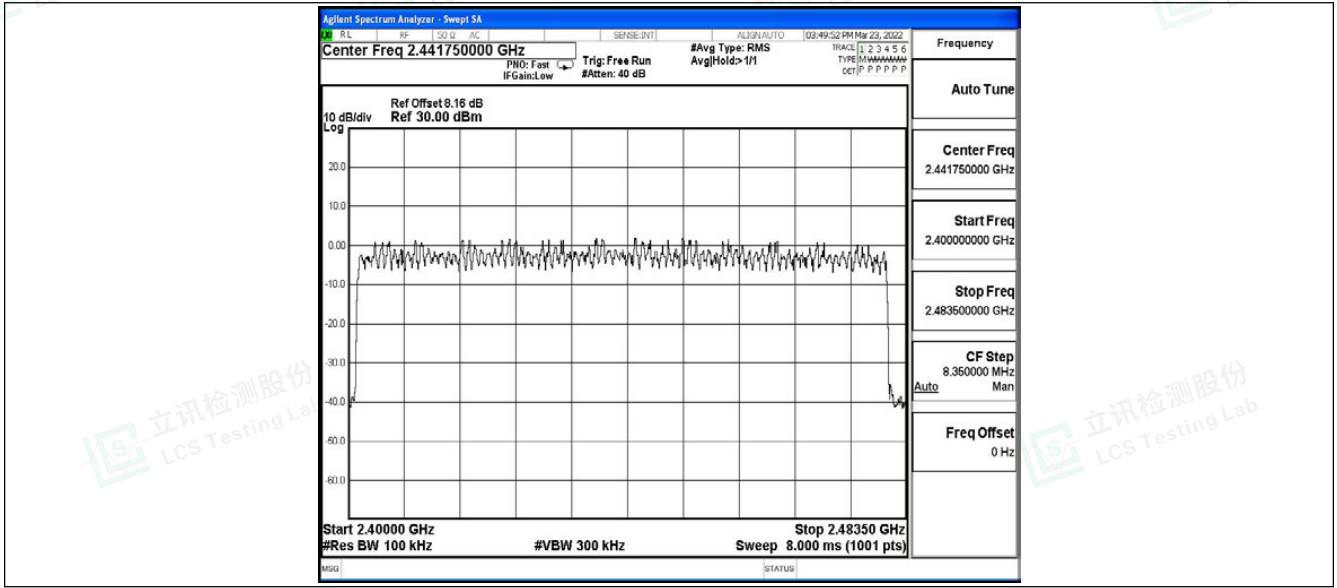


2DH5_Ant1_Hop



3DH5_Ant1_Hop







A.6 Band edge measurements

Test Result

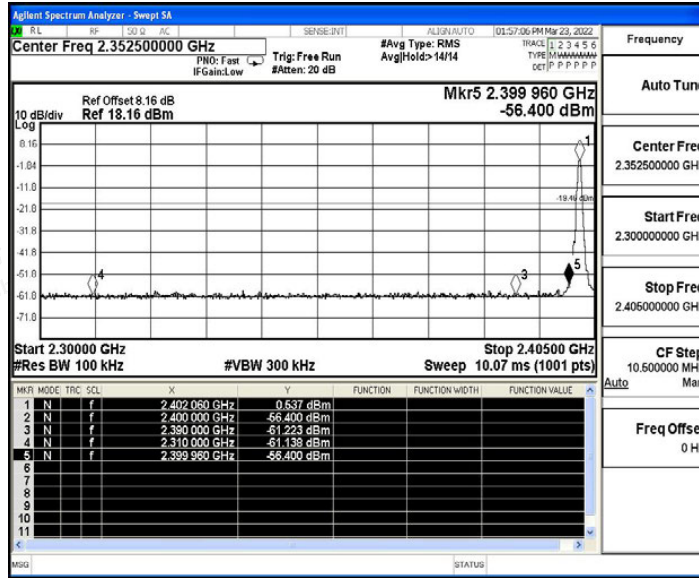
TestMode	Antenna	ChName	Channel	RefLevel [dBm]	Result [dBm]	Limit [dBm]	Verdict
DH5	Ant1	Low	2402	0.54	-56.4	≤-19.46	PASS
		High	2480	0.44	-58.33	≤-19.56	PASS
		Low	Hop_2402	1.13	-60.02	≤-18.87	PASS
		High	Hop_2480	1.89	-57.61	≤-18.11	PASS
2DH5	Ant1	Low	2402	0.21	-55.84	≤-19.79	PASS
		High	2480	0.18	-56.46	≤-19.82	PASS
		Low	Hop_2402	-3.61	-59.74	≤-23.61	PASS
		High	Hop_2480	-0.11	-57.98	≤-20.11	PASS
3DH5	Ant1	Low	2402	-2.08	-56.51	≤-22.08	PASS
		High	2480	0.29	-58.23	≤-19.71	PASS
		Low	Hop_2402	-3.30	-59.33	≤-23.3	PASS
		High	Hop_2480	-2.30	-57.95	≤-22.3	PASS



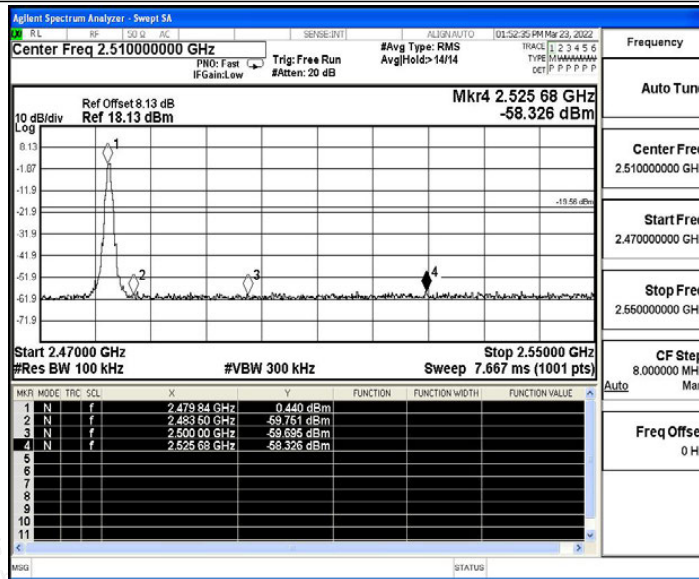


Test Graphs

DH5_Ant1_Low_2402

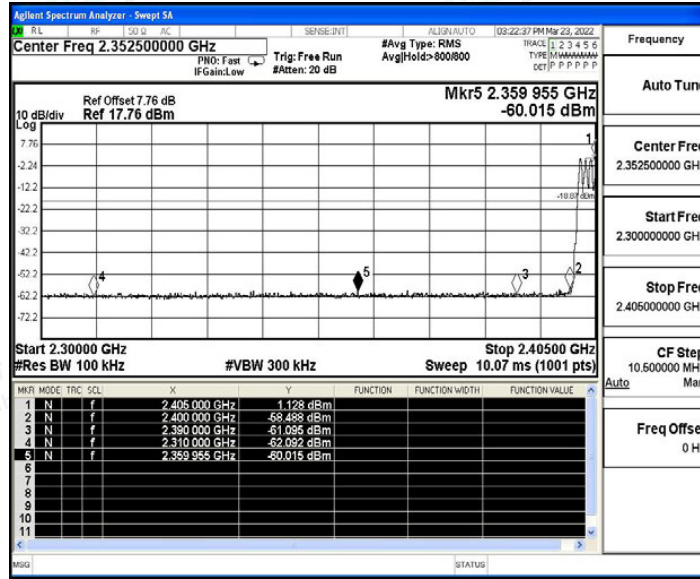


DH5_Ant1_High_2480

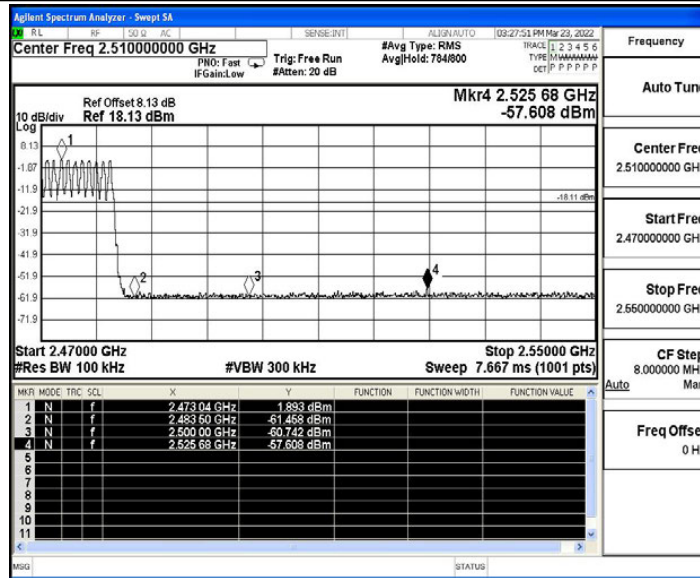


DH5_Ant1_Low_Hop_2402



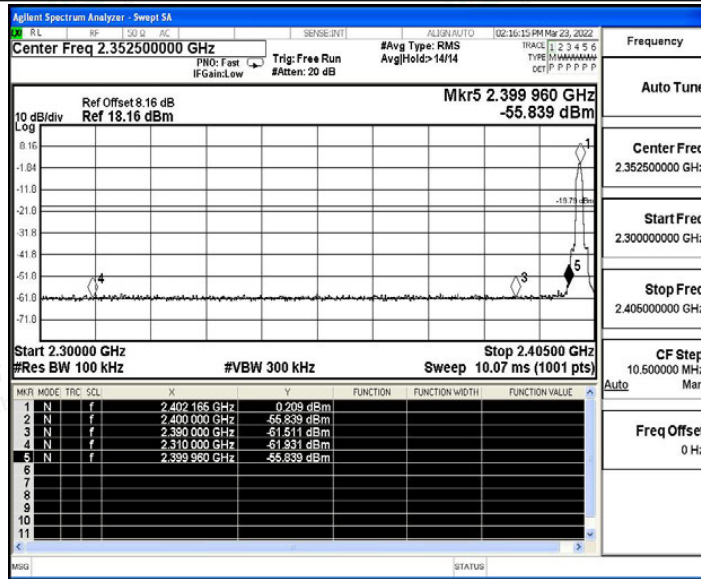


DH5_Ant1_High_Hop_2480

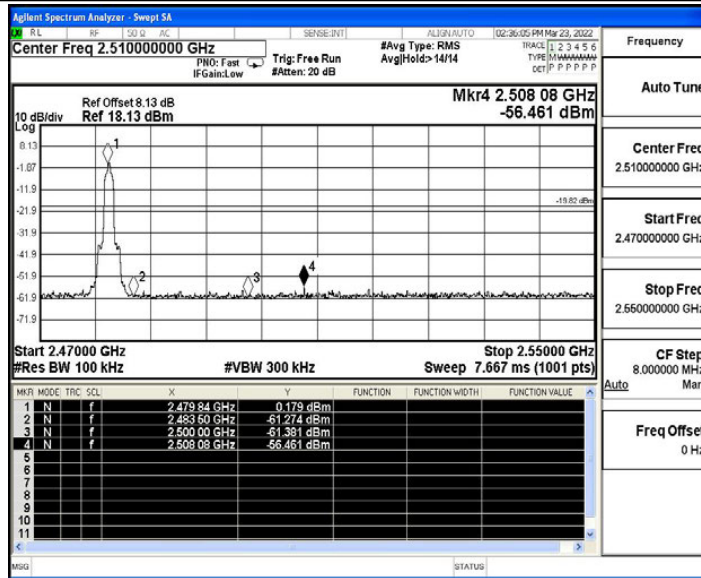


2DH5_Ant1_Low_2402



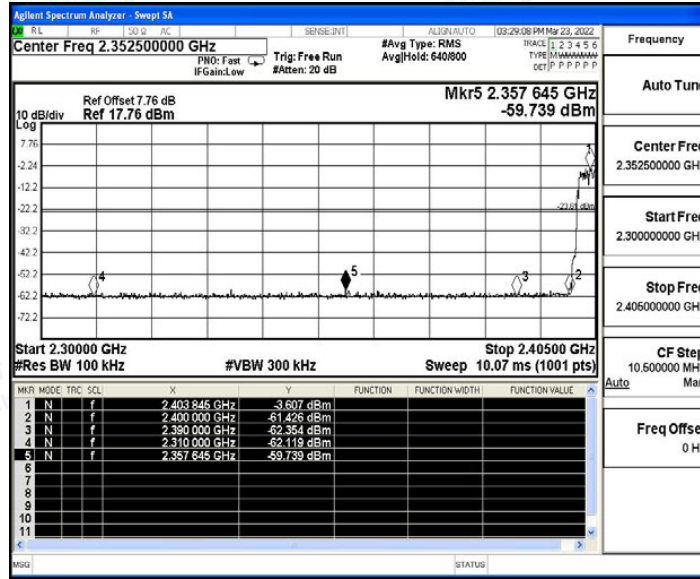


2DH5_Ant1_High_2480

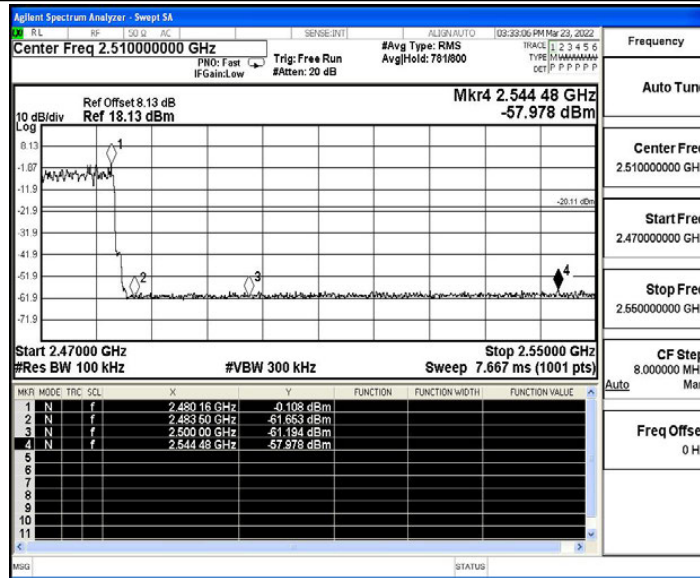


2DH5_Ant1_Low_Hop_2402



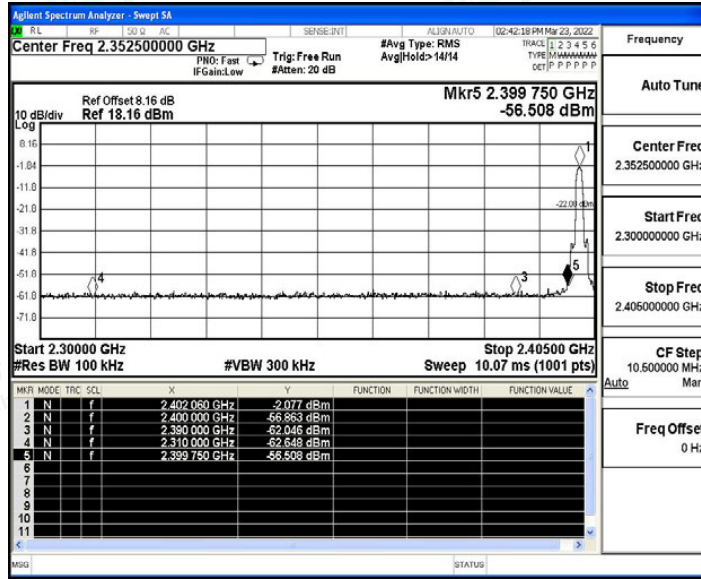


2DH5_Ant1_High_Hop_2480

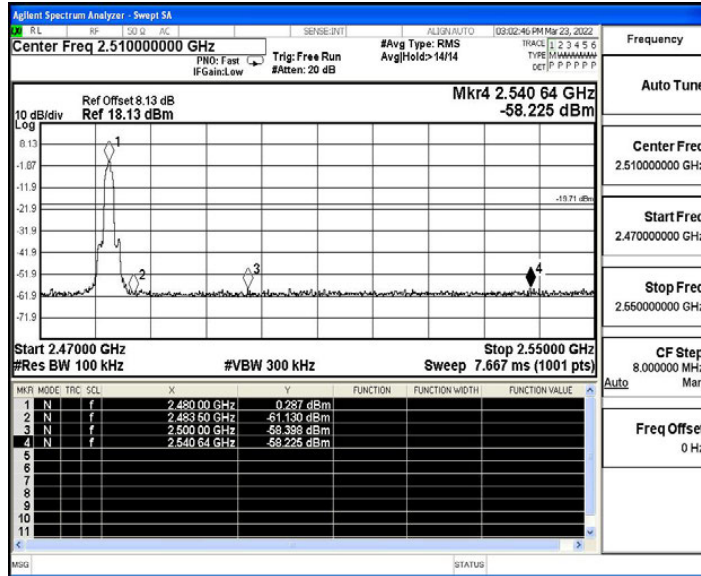


3DH5_Ant1_Low_2402



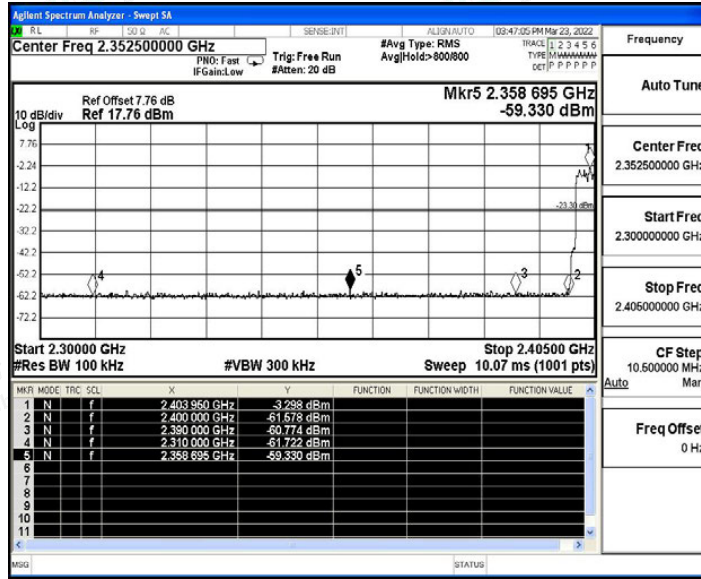


3DH5_Ant1_High_2480

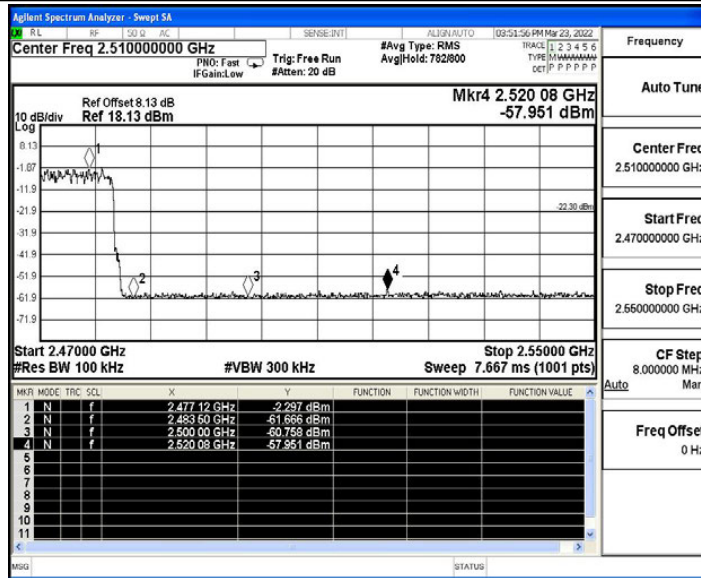


3DH5_Ant1_Low_Hop_2402





3DH5_Ant1_High_Hop_2480





A.7 Conducted Spurious Emission

Test Result

TestMode	Antenna	Channel	FreqRange [MHz]	RefLevel [dBm]	Result [dBm]	Limit [dBm]	Verdict
DH5	Ant1	2402	Reference	0.79	0.79	---	PASS
			30~1000	0.79	-61.11	≤-19.21	PASS
			1000~26500	0.79	-46.39	≤-19.21	PASS
		2441	Reference	0.81	0.81	---	PASS
			30~1000	0.81	-60.59	≤-19.19	PASS
			1000~26500	0.81	-46.4	≤-19.19	PASS
		2480	Reference	0.54	0.54	---	PASS
			30~1000	0.54	-60.56	≤-19.46	PASS
			1000~26500	0.54	-47.17	≤-19.46	PASS
2DH5	Ant1	2402	Reference	0.23	0.23	---	PASS
			30~1000	0.23	-60.56	≤-19.77	PASS
			1000~26500	0.23	-46.75	≤-19.77	PASS
		2441	Reference	0.37	0.37	---	PASS
			30~1000	0.37	-61.25	≤-19.63	PASS
			1000~26500	0.37	-46.72	≤-19.63	PASS
		2480	Reference	0.22	0.22	---	PASS
			30~1000	0.22	-60.76	≤-19.78	PASS
			1000~26500	0.22	-46.62	≤-19.78	PASS
3DH5	Ant1	2402	Reference	0.49	0.49	---	PASS
			30~1000	0.49	-60.93	≤-19.51	PASS
			1000~26500	0.49	-46.4	≤-19.51	PASS
		2441	Reference	0.52	0.52	---	PASS
			30~1000	0.52	-61.36	≤-19.48	PASS
			1000~26500	0.52	-46.45	≤-19.48	PASS
		2480	Reference	0.44	0.44	---	PASS
			30~1000	0.44	-60.85	≤-19.56	PASS
			1000~26500	0.44	-46.83	≤-19.56	PASS



Shenzhen LCS Compliance Testing Laboratory Ltd.

Add: 101, 201 Bldg A & 301 Bldg C, Juji Industrial Park Yabianxueziwei, Shajing Street, Baoan District, Shenzhen, 518000, China

Tel: +(86) 0755-82591330 | E-mail: webmaster@lcs-cert.com | Web: www.lcs-cert.com

Scan code to check authenticity