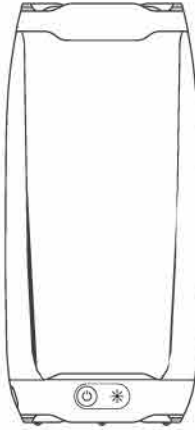
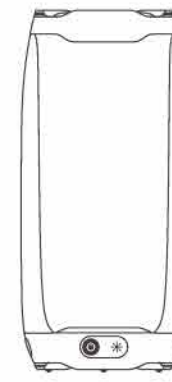
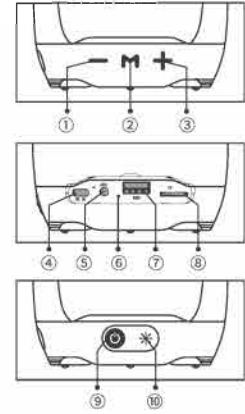



F9英文说明书 做折页

材料: 108克铜版纸+单黑双面印刷+过光油 成品尺寸: 90*110mm

 <p>F9 User manual</p>	<p>PRODUCT INTRODUCTION 01</p> <p>I Packing list</p> <p>Host *1 Instructions *1 Audio cable *1</p> <p>Charging cable *1</p> <p>II Product parameter</p> <p>Product name: Bluetooth speaker Product model: F9 Channel system: Stereo Transmission distance: <10 m Rated input: 5V = 1A(Fast charge not supported) Rated power: 5W Product weight: 0.95kg Battery capacity: 2500 mAh Charging time: about 2 hours Duration: 3.5-4 hours Product size: 111*112*211 mm Sensitivity: 90dB</p>	<p>PRODUCT INTRODUCTION 02</p> <p>III Product appearance description</p> <p>Product appearance</p>  <p>(Bluetooth name: jinyun)</p> <p>Bottom button (three views)</p>  <p>* Click to turn on the light * Double click to turn on the gradient light * Press three times to fix the light color</p> <p>① Long press volume - or short press the previous track ② Mode ③ Long press Volume + or short press a track ④ Type-C Charging port ⑤ 3.5MM audio cable port ⑥ Charging display light (charging display red light, full light off) ⑦ USB interface (pluggable U disk playback) ⑧ TF card slot ⑨ Switch ⑩ Atmosphere light button (4 light gradient)</p>	<p>COMMON PROBLEM HANDLING 03</p> <p>IV After-sales service description</p> <p>Dear users, thank you very much for using our products. In order to effectively protect your rights and interests, it is clear that the distribution agents and the company should undertake the maintenance, replacement and return of products (hereinafter referred to as "three guarantees") responsibilities and obligations, please read the matters:</p> <p>1. The Product Warranty Card is the necessary proof for our company to provide free after-sales service within the warranty period. 2. According to the principle of "three guarantees", if there is a product quality problem, contact the distributor with the "Product warranty card", and the distributor will provide service to the customer, and our company will provide service support to the distributor; 3. The company promises that if any quality problem occurs within 7 days from the date of sale (subject to the date of valid bill, the same below), the customer can return the product now for replacement or repair; From the date of sale from 8 days to 15 days of quality problems, customers can choose to replace and repair; From the date of sale. Within one-year quality problems, customers can free maintenance; The product will enjoy lifelong maintenance if quality problems occur after the warranty period (all after-sales service points only charge for components and materials); Please fill in the "Product Warranty Card" with the dealer carefully.</p> <p>4. The following circumstances do not enjoy the three-guarantee service: (1) Exceeding the term of three contracts; (2) Damage caused by failure to use, maintain and keep the product according to the instructions; (3) Damage caused by disassembly by the repairman who is not responsible for the three packages; (4) The content of the Product Warranty Card is inconsistent with the physical identification of the product or altered; (5) Damage caused by force majeure.</p>	<p>COMMON PROBLEM HANDLING 04</p> <p>V Common problem handling</p> <p>1. If the indicator light does not turn on after starting, please check whether the audio power is sufficient, or connect the audio to the 5V/1A power supply for charging, the charging time is about 3-4 hours.</p> <p>2. The microphone has no sound, it may be that the power is not turned on, the mode is not correct, or the volume is not adjusted. Please adjust the microphone volume, and whether the Bluetooth light is steady on.</p> <p>3. If the sound has no reverberation, the reverberation switch may be off. Please turn on the reverberation switch.</p> <p>4. If the microphone is noisy, it may be due to environmental noise, signal interference, the microphone is too close to the speaker, etc., please re-adjust the direction of the microphone.</p> <p>5. If the Bluetooth playback is interrupted, it may be because the Bluetooth is too far away, or there is an obstacle between the mobile phone and the amplifier, which affects the transmission of the signal. Please approach the connected mobile phone and avoid the obstacle.</p> <p>6. If the Bluetooth cannot be connected, it may be because the distance is too far, there is an obstacle, or it is connected by other mobile phones, please approach the mobile phone to avoid the obstacle disconnected mobile phone.</p> <p>7. If it cannot be charged, check whether the charger is normal and whether the red indicator light of the charging port is on when the audio is charging.</p>	<p>PRODUCT WARRANTY CARD 05</p> <p>Product model : _____</p> <p>Purchase date : _____</p> <p>Agent : _____</p> <p>Invoice date : _____</p> <p>Telephone : _____</p> <p>Customer Name : _____</p> <p>Postal Code : _____</p> <div style="border: 1px solid black; padding: 5px; text-align: center;">  <p>Eertificate Examination clerk This product has been inspected and found to be qualified</p> </div>
--	--	---	--	---	---

FCC Warning

15.19 Labeling requirements.

This device complies with part 15 of the FCC Rules.

Operation is subject to the following two conditions:

(1) This device may not cause harmful interference, and (2) this device must accept any interference received, including interference that may cause undesired operation.

15.21 Information to user.

Any Changes or modifications not expressly approved by the party responsible for compliance could void the user's authority to operate the equipment.

15.105 Information to the user.

Note: This equipment has been tested and found to comply with the limits for a Class B digital device, pursuant to part 15 of the FCC Rules. These limits are designed to provide reasonable protection against harmful interference in a residential installation. This equipment generates uses and can radiate radio frequency energy and, if not installed and used in accordance with the instructions, may cause harmful interference to radio communications. However, there is no guarantee that interference will not occur in a particular installation. If

this equipment does cause harmful interference to radio or television reception, which can be determined by

turning the equipment off and on, the user is encouraged to try to correct the interference by one or more of the following measures:

-Reorient or relocate the receiving antenna.

-Increase the separation between the equipment and receiver.

-Connect the equipment into an outlet on a circuit different from that to which the receiver is connected.

-Consult the dealer or an experienced radio/TV technician for help.

FCC RF Radiation Exposure Statement:

1.This Transmitter must not be co-located or operating in conjunction with any other antenna or transmitter.

2.This equipment complies with RF radiation exposure limits set forth for an uncontrolled environment.

This equipment should be installed and operated with minimum distance 20cm between the radiator and your body.