


## Annex 4: Test setup photographs 21-1-0167501T01a-A4-C2

<b>Number of pages:</b>	7	<b>Date of Report:</b>	2022-Jun-15
<b>Testing company:</b>	CETECOM GmbH Im Teelbruch 116 45219 Essen Germany Tel. + 49 (0) 20 54 / 95 19-0 Fax: + 49 (0) 20 54 / 95 19-150	<b>Applicant:</b>	UAB Pulsetto
<b>Product:</b>	Nerve stimulator		
<b>Model:</b>	Pulsetto		
<b>FCC ID:</b>	2A5T3-BXN-PU-22V001		
<b>Testing has been carried out in accordance with:</b>	Title 47 CFR, Chapter I FCC Regulations, Subchapter A Subpart C: §15.247 (DTS)  Deviations, modifications or clarifications (if any) to above mentioned documents are written in each section under "Test method and limit".		


## Table of Contents

1	Test setup photographs .....	3
	Photograph 1 : EUT test setup in the fully anechoic chamber, close up view .....	3
	Photograph 2 : EUT test setup in the fully anechoic chamber, overview .....	3
	Photograph 3 : H-field EUT test setup in the semi anechoic chamber, close up view .....	4
	Photograph 4 : H-field EUT test setup in the semi anechoic chamber, overview .....	4
	Photograph 5 : EMI EUT test setup in the semi anechoic chamber, close up view .....	5
	Photograph 6 : EMI EUT test setup in the semi anechoic chamber, overview .....	5
	Photograph 7 : EUT setup conducted measurement, close up view .....	6
	Photograph 8 : EUT setup conducted measurement, overview .....	6
	Photograph 9 : EUT setup conducted emissions, overview .....	7


## 1 Test setup photographs



Photograph 1: EUT test setup in the fully anechoic chamber, close up view




Photograph 2: EUT test setup in the fully anechoic chamber, overview




Photograph 3: H-field EUT test setup in the semi anechoic chamber, close up view



Photograph 4: H-field EUT test setup in the semi anechoic chamber, overview




Photograph 5: EMI EUT test setup in the semi anechoic chamber, close up view




Photograph 6: EMI EUT test setup in the semi anechoic chamber, overview



Photograph 7: EUT setup conducted measurement, close up view



Photograph 8: EUT setup conducted measurement, overview



Photograph 9: EUT setup conducted emissions, overview

**End Of Annex 4**