


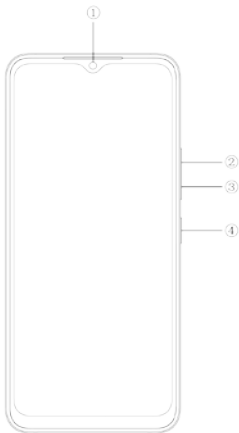
# Explosion diagram specification



1	CTP LCM ASSEMBLY	2	FRONT SHELL ASSEMBLY
3	F CAM RUBBER	4	FRONT CAMERA
5	RECEIVER	6	REC CON FB
7	F CAM COP FOIL	8	MAIN PCB
9	LCM WATERPROOF RUBBER	10	BAT FPC CONN RUBBER
11	R MAIN CAM CON FOAMS	12	R CAM CON FB 8W
13	FM SUPPORT MYLAR	14	FM CON FOAMS
15	FM	16	FP SEAL SILICONE LOOP
17	CAM FF 8M	18	CAM FF 8W
19	R VICE CAM RUBBER	20	UP FRAME ASM
21	UP FRAMEWATERPROOF MYLAR	22	R MAIN CAM LENS
23	R VICE CAM LENS	24	R VICE CAM LENS2
25	MC SCREW SILVER GIUE	26	CARD HOLDER
27	BAT COVER ASM	28	R CAMDECO ASM
29	MACHINE SCREW BLACK	30	SPK FRAMEWATERPROOF

			MYLAR
31	USB RUBBER	32	EAR PHONE RUBBER
33	SPK FRAME ASM	34	NFC ANT
35	MOTOR	36	COAXIAL CABLE
37	SPK	38	PCBA SUB
39	FPC SIDE KEY	40	BAT

**Know your phone**




1. Front camera
2. Volume + key
3. Volume - key
4. Power key

## **SIM/SD card installation**

1. Power off mobile.

2. Refer to the following picture for SIM / SD card installation.

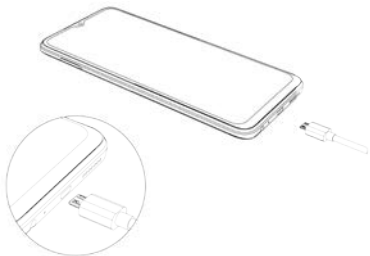


## **Charging the phone**

You can charge your device using a charger or by connecting it to the computer using a USB cable (comes with the

phone).

1. Please remind the front and back of the plug.
2. Use only TECNO charger and cables. Other chargers or cables may damage the device. This will invalidate your phone warranty.



# FCC Statement

1. This device complies with Part 15 of the FCC Rules. Operation is subject to the following two conditions:

(1) This device may not cause harmful interference.

(2) This device must accept any interference received, including interference that may cause undesired operation.

2. Changes or modifications not expressly approved by the party responsible for compliance could void the user's authority to operate the equipment.

## NOTE:

This equipment has been tested and found to comply with the limits for a Class B digital device, pursuant to Part 15 of the FCC Rules. These limits are designed to provide reasonable protection against harmful interference in a residential installation.

This equipment generates uses and can radiate radio frequency energy and, if not installed and used in accordance with the instructions, may cause harmful interference to radio communications. However, there is no guarantee that interference will not occur in a particular installation. If this equipment does cause harmful interference to radio or television reception, which can be determined by turning the equipment off and on, the user is encouraged to try to correct the interference by one or more of the following measures:

Reorient or relocate the receiving antenna.

Increase the separation between the equipment and receiver.

Connect the equipment into an outlet on a circuit different from that to which the receiver is connected.

Consult the dealer or an experienced radio/TV technician for help.

### SAR Information Statement

Your wireless phone is a radio transmitter and receiver. It is designed and manufactured not to exceed the emission limits for exposure to radiofrequency (RF) energy set by the Federal Communications Commission of the U.S. Government. These limits are part of comprehensive guidelines and establish permitted levels of RF energy for the general population. The guidelines are based on standards that were developed by independent scientific organizations through periodic and thorough evaluation of scientific studies. The standards include a substantial safety margin designed to assure the safety of all persons, regardless of age and health. The exposure standard for wireless mobile phones employs a unit of measurement known as the Specific Absorption Rate, or SAR. The SAR limit set by the FCC is 1.6 W/kg. \* Tests for SAR are conducted with the phone transmitting at its highest certified power level in all tested frequency bands. Although the SAR is determined at the highest certified power level, the actual SAR level of the phone while operating can be well below the maximum value. This is because the phone is designed to operate at multiple power levels so as to use only the power required to reach the network. In general, the closer you are to a wireless base station antenna, the lower the power output. Before a phone model is available for sale to the public, it must be

tested and certified to the FCC that it does not exceed the limit established by the government adopted requirement for safe exposure. The tests are performed in positions and locations (e.g., at the ear and worn on the body) as required by the FCC for each model. The highest SAR value for this model phone when tested for use at the ear is 1.141W/Kg and when worn on the body, as described in this user guide, is 0.788 W/kg (Body-worn measurements differ among phone models, depending upon available accessories and FCC requirements). The maximum scaled SAR in hotspot mode is 0.788 W/kg. While there may be differences between the SAR levels of various phones and at various positions, they all meet the government requirement for safe exposure. The FCC has granted an Equipment Authorization for this model phone with all reported SAR levels evaluated as in compliance with the FCC RFexposure guidelines. SAR information on this model phone is on file with the FCC and can be found under the Display Grant section of <http://www.fcc.gov/oet/fccid> after searching on

FCC ID: 2A5RQ-S661LO Additional information on Specific Absorption Rates (SAR) can be found on the Cellular Telecommunications Industry Association (CTIA) web-site at <http://www.wow-com.com>. \* In the United States and Canada, the SAR limit for mobile phones used by the public is 1.6 watts/kg (W/kg) averaged over one gram of tissue. The standard incorporates a substantial margin of safety to give additional protection for the public and to account for any variations in measurements.



## Body-worn Operation

This device was tested for typical body-worn operations. To comply with RF exposure requirements, a minimum separation distance of 10mm must be maintained between the user's body and the handset, including the antenna. Third-party belt-clips, holsters, and similar accessories used by this device should not contain any metallic components. Body-worn accessories that do not meet these requirements may not comply with RF exposure requirements and should be avoided. Use only the supplied or an approved antenna.

Operating System: Android™

Android is a trademark of Google LLC.

# VIMOG