

AppendixA: Effective (Isotropic) Radiated Power Output Data

Test Result(WCDMA)

Band	Type	Channel	Conducted Power (dBm)	ERP/EIRP (dBm)	ERP/EIRP Limit (dBm)	Verdict
Band2	Voice	9262	22.85	24.12	33.01	PASS
Band2	TestMode	9262	22.91	24.18	33.01	PASS
Band2	Voice	9400	22.22	23.49	33.01	PASS
Band2	TestMode	9400	22.25	23.52	33.01	PASS
Band2	Voice	9538	22.35	23.62	33.01	PASS
Band2	TestMode	9538	22.39	23.66	33.01	PASS
Band5	Voice	4132	23.49	19.38	38.5	PASS
Band5	TestMode	4132	23.53	19.42	38.5	PASS
Band5	Voice	4183	23.90	19.79	38.5	PASS
Band5	TestMode	4183	23.76	19.65	38.5	PASS
Band5	Voice	4233	23.02	18.91	38.5	PASS
Band5	TestMode	4233	22.95	18.84	38.5	PASS

Test Result(HSDPA)

Band	Channel	SubTest	Conducted Power (dBm)	ERP/EIRP (dBm)	ERP/EIRP Limit (dBm)	Verdict
Band2	9262	1	20.20	21.47	33.01	PASS
Band2	9262	2	22.01	23.28	33.01	PASS
Band2	9262	3	19.42	20.69	33.01	PASS
Band2	9262	4	19.49	20.76	33.01	PASS
Band2	9400	1	19.76	21.03	33.01	PASS
Band2	9400	2	19.46	20.73	33.01	PASS
Band2	9400	3	18.89	20.16	33.01	PASS
Band2	9400	4	19.06	20.33	33.01	PASS
Band2	9538	1	21.93	23.2	33.01	PASS
Band2	9538	2	19.63	20.9	33.01	PASS
Band2	9538	3	19.10	20.37	33.01	PASS
Band2	9538	4	19.22	20.49	33.01	PASS
Band5	4132	1	22.71	18.60	38.5	PASS
Band5	4132	2	22.95	18.84	38.5	PASS
Band5	4132	3	22.07	17.96	38.5	PASS
Band5	4132	4	22.11	18.00	38.5	PASS
Band5	4183	1	23.00	18.89	38.5	PASS
Band5	4183	2	23.35	19.24	38.5	PASS
Band5	4183	3	22.45	18.34	38.5	PASS

Band5	4183	4	22.46	18.35	38.5	PASS
Band5	4233	1	22.24	18.13	38.5	PASS
Band5	4233	2	22.52	18.41	38.5	PASS
Band5	4233	3	21.69	17.58	38.5	PASS
Band5	4233	4	21.75	17.64	38.5	PASS

Test Result(HSUPA)

Band	Channel	SubTest	Conducted Power (dBm)	ERP/EIRP (dBm)	ERP/EIRP Limit (dBm)	Verdict
Band2	9262	1	19.59	20.86	33	PASS
Band2	9262	2	20.01	21.28	33	PASS
Band2	9262	3	19.74	21.01	33	PASS
Band2	9262	4	20.13	21.4	33	PASS
Band2	9262	5	22.81	24.08	33	PASS
Band2	9400	1	18.14	19.41	33	PASS
Band2	9400	2	18.27	19.54	33	PASS
Band2	9400	3	17.88	19.15	33	PASS
Band2	9400	4	18.36	19.63	33	PASS
Band2	9400	5	21.21	22.48	33	PASS
Band2	9538	1	17.33	18.6	33	PASS
Band2	9538	2	17.50	18.77	33	PASS
Band2	9538	3	17.04	18.31	33	PASS
Band2	9538	4	17.50	18.77	33	PASS
Band2	9538	5	20.53	21.8	33	PASS
Band5	4132	1	19.77	15.66	38.5	PASS
Band5	4132	2	19.90	15.79	38.5	PASS
Band5	4132	3	19.83	15.72	38.5	PASS
Band5	4132	4	19.86	15.75	38.5	PASS
Band5	4132	5	23.38	19.27	38.5	PASS
Band5	4183	1	19.37	15.26	38.5	PASS
Band5	4183	2	19.82	15.71	38.5	PASS
Band5	4183	3	20.38	16.27	38.5	PASS
Band5	4183	4	19.68	15.57	38.5	PASS
Band5	4183	5	23.29	19.18	38.5	PASS
Band5	4233	1	19.85	15.74	38.5	PASS
Band5	4233	2	20.05	15.94	38.5	PASS
Band5	4233	3	20.51	16.40	38.5	PASS
Band5	4233	4	19.85	15.74	38.5	PASS
Band5	4233	5	23.22	19.11	38.5	PASS

Remark: EIRP (dBm) = Conducted power (dBm) + Antenna Gain (dBi). (For Band2)

ERP (dBm) = EIRP (dBm) - 2.15 (dB). (For Band5)

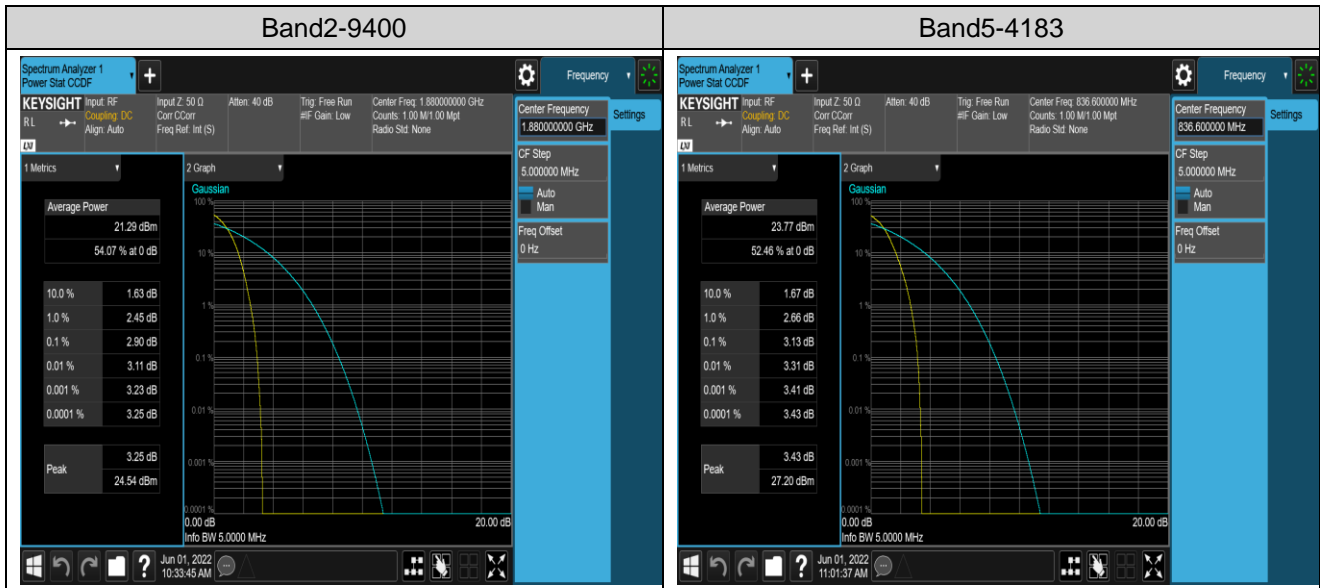
AppendixB:Peak-to-Average Ratio

Test Result(WCDMA)

Band	Channel	Peak-to-Average Ratio(dB)	Limit(dB)	Verdict
Band2	9400	2.9	13	PASS
Band5	4183	3.13	13	PASS

Remark: All channel had been tested, but only the worst case data displayed in this report.

Test Graphs(WCDMA)

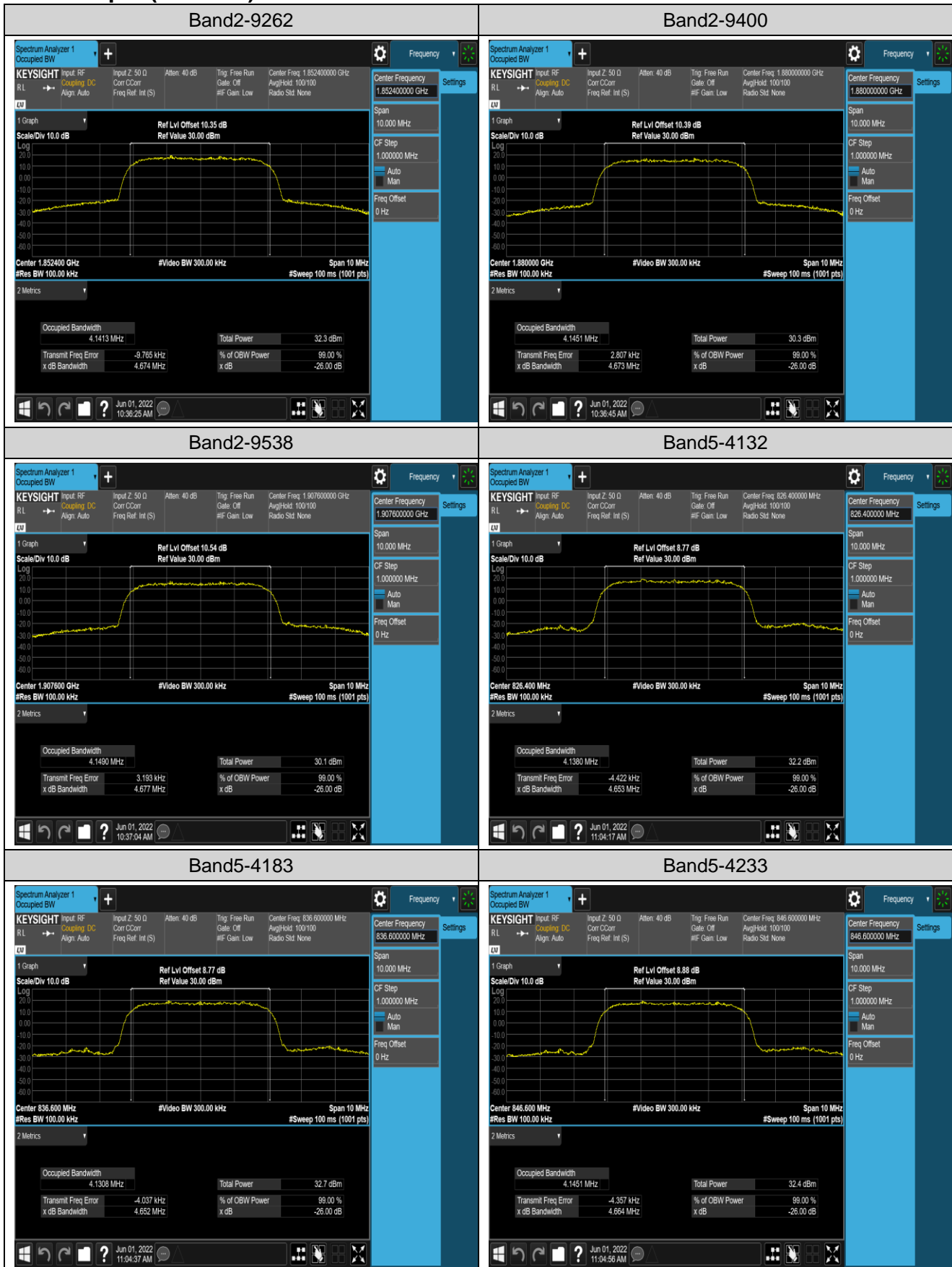


AppendixC:26dB Bandwidth andOccupied Bandwidth

Test Result(WCDMA)

Band	Channel	Occupied Bandwidth (MHz)	26dB Bandwidth (MHz)	Limit(kHz)	Verdict
Band2	9262	4.1413	4.674	---	PASS
Band2	9400	4.1451	4.673	---	PASS
Band2	9538	4.1490	4.677	---	PASS
Band5	4132	4.1380	4.653	---	PASS
Band5	4183	4.1308	4.652	---	PASS
Band5	4233	4.1451	4.664	---	PASS

Test Graphs(WCDMA)

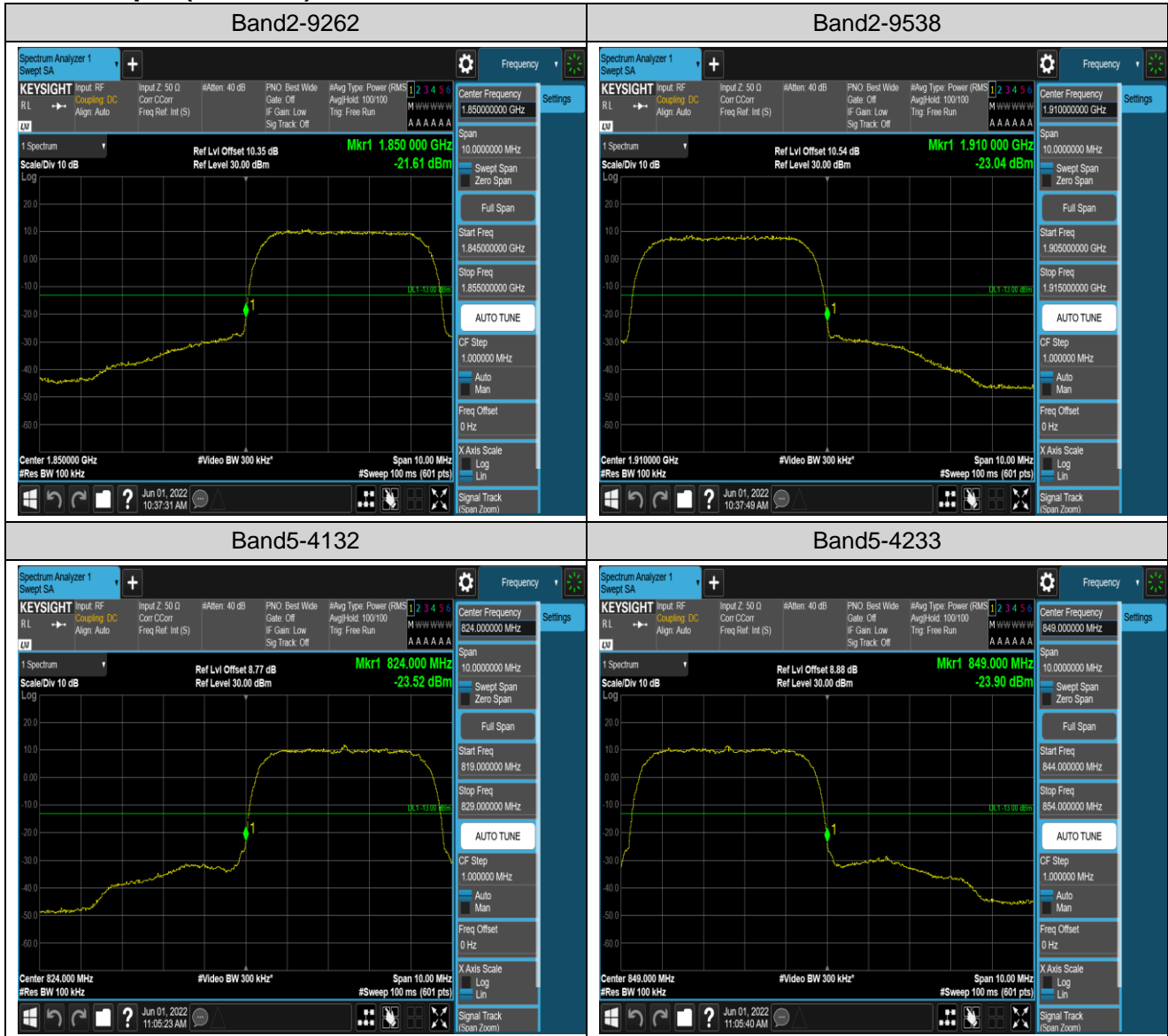


AppendixD:Band Edge

Test Result(WCDMA)

Band	Channel	Frequency (MHz)	Result (dBm)	Limit(dBm)	Verdict
Band2	9262	1850.00	-21.61	-13	PASS
Band2	9538	1910.00	-23.04	-13	PASS
Band5	4132	824.00	-23.52	-13	PASS
Band5	4233	849.00	-23.90	-13	PASS

Test Graphs(WCDMA)

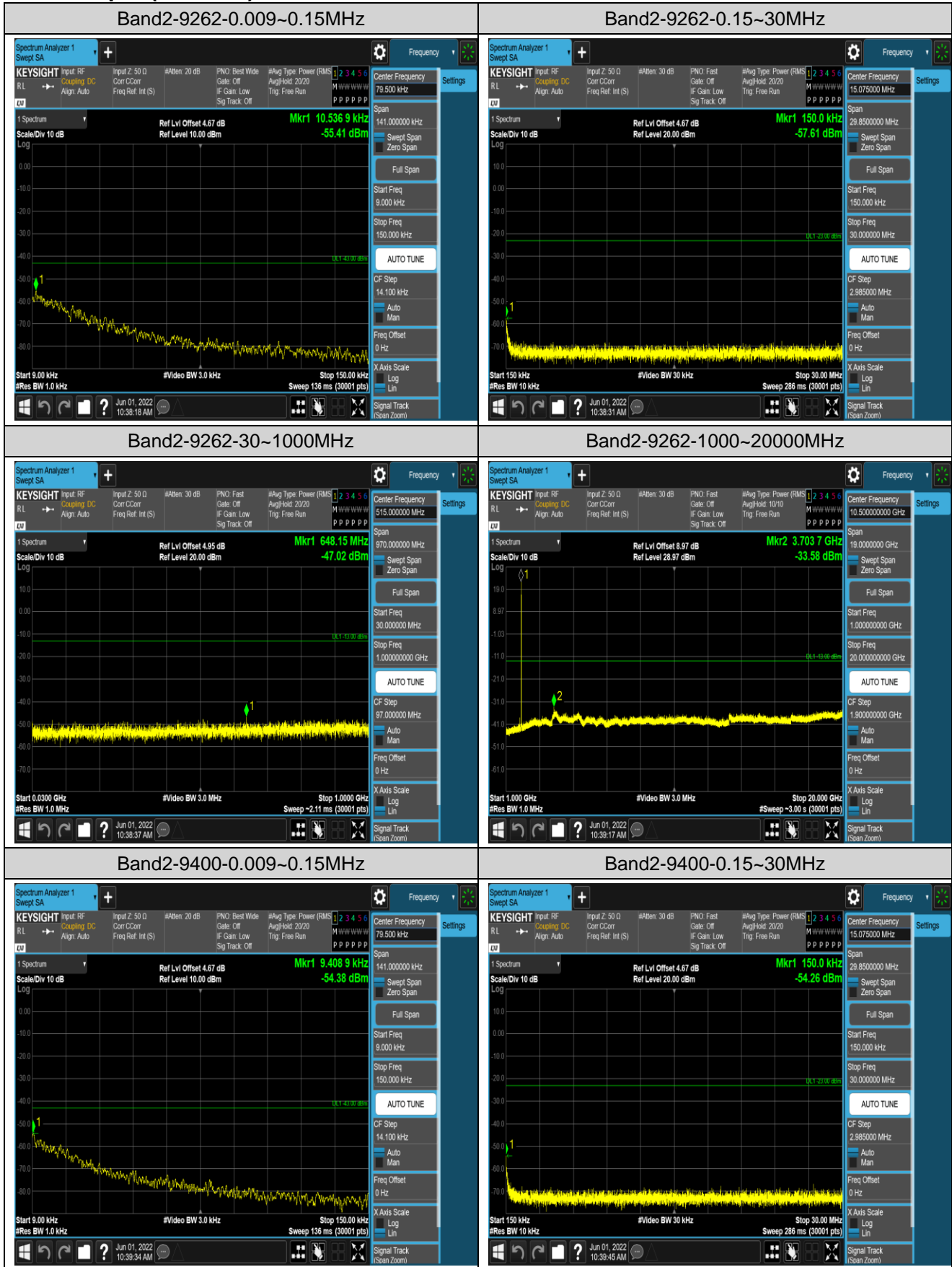


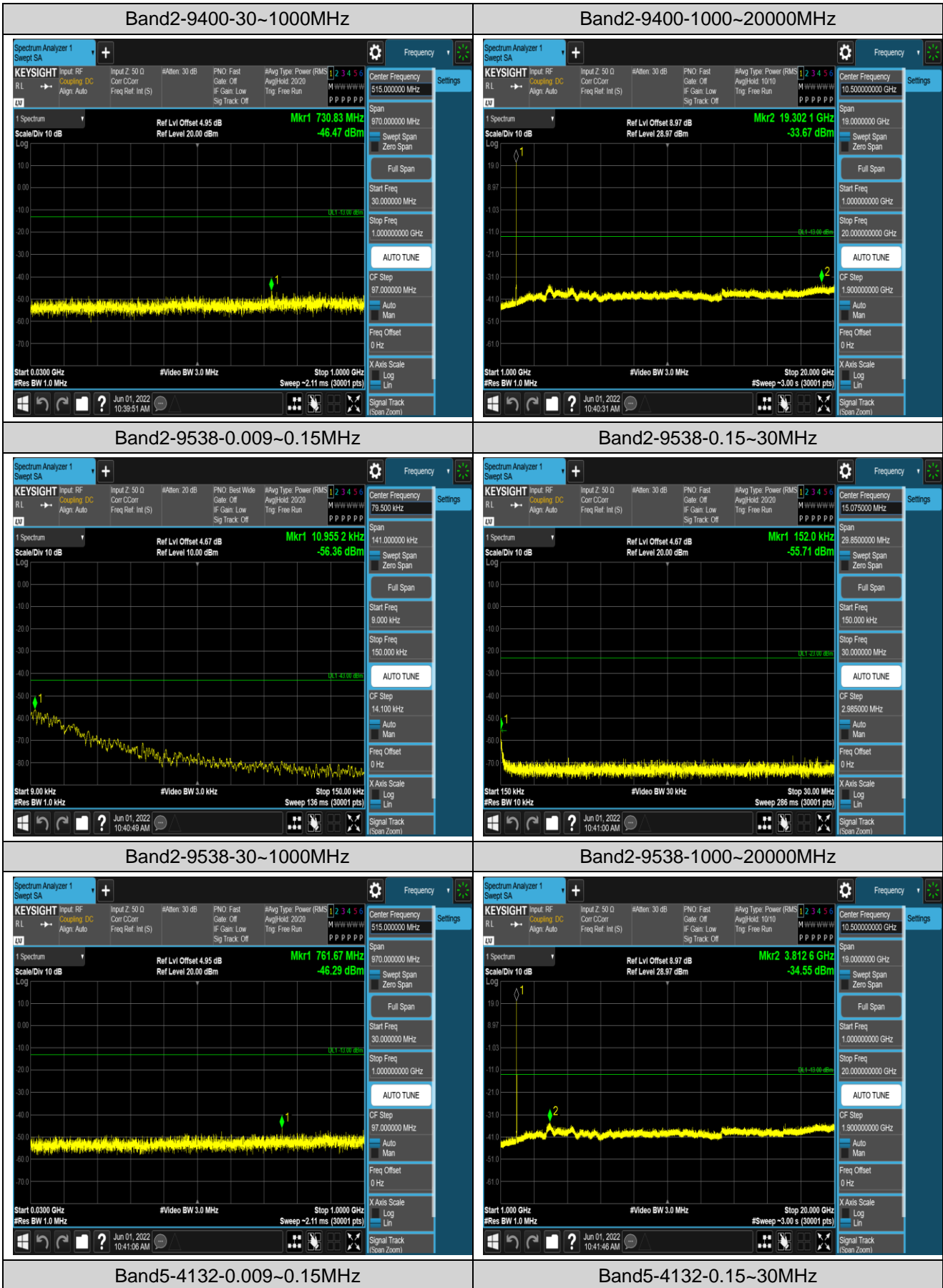
Appendix E: Conducted Spurious Emission

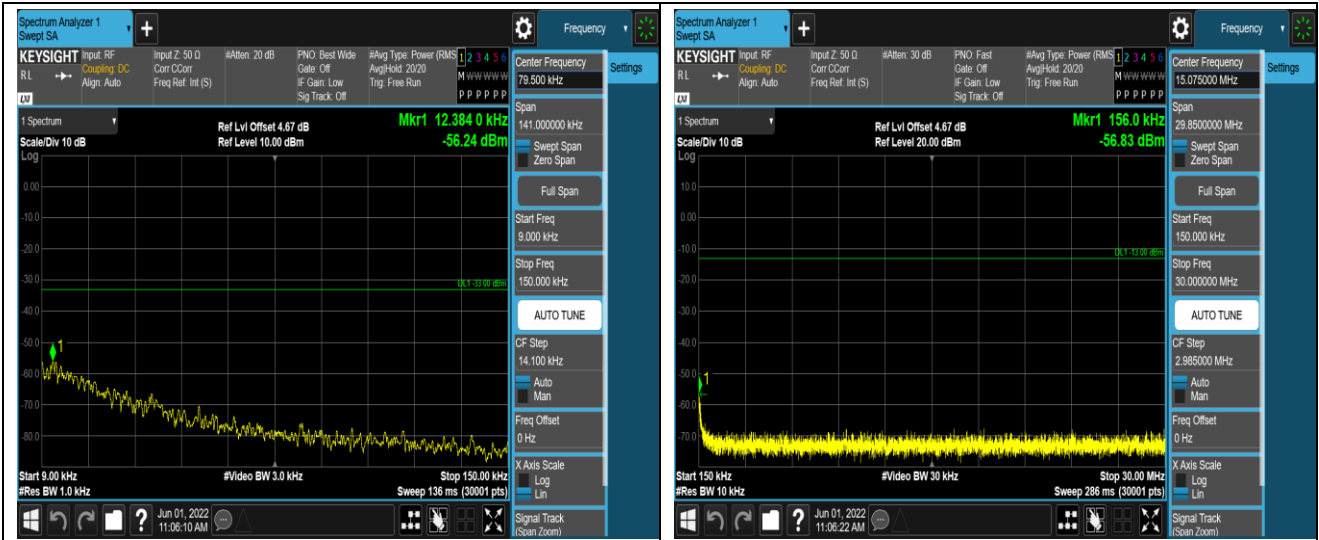
Test Result (WCDMA)

Band	Channel	Frequency Range (Mhz)	Frequency (dBm)	Result (dBm)	Limit (dBm)	Verdict
Band2	9262	0.009~0.15MHz	0.01	-55.41	-43	PASS
Band2	9262	0.15~30MHz	0.15	-57.61	-23	PASS
Band2	9262	30~1000MHz	648.15	-47.02	-13	PASS
Band2	9262	1000~20000MHz	3703.7	-33.58	-13	PASS
Band2	9400	0.009~0.15MHz	0.01	-54.38	-43	PASS
Band2	9400	0.15~30MHz	0.15	-54.26	-23	PASS
Band2	9400	30~1000MHz	730.83	-46.47	-13	PASS
Band2	9400	1000~20000MHz	19302.07	-33.67	-13	PASS
Band2	9538	0.009~0.15MHz	0.01	-56.36	-43	PASS
Band2	9538	0.15~30MHz	0.15	-55.71	-23	PASS
Band2	9538	30~1000MHz	761.67	-46.29	-13	PASS
Band2	9538	1000~20000MHz	3812.63	-34.55	-13	PASS
Band5	4132	0.009~0.15MHz	0.01	-56.24	-33	PASS
Band5	4132	0.15~30MHz	0.16	-56.83	-13	PASS
Band5	4132	30~1000MHz	986.06	-55.64	-13	PASS
Band5	4132	1000~10000MHz	3794.5	-34.06	-13	PASS
Band5	4183	0.009~0.15MHz	0.01	-56.24	-33	PASS
Band5	4183	0.15~30MHz	0.16	-57.6	-13	PASS
Band5	4183	30~1000MHz	967.44	-56.48	-13	PASS
Band5	4183	1000~10000MHz	3786.4	-34.17	-13	PASS
Band5	4233	0.009~0.15MHz	0.01	-56.41	-33	PASS
Band5	4233	0.15~30MHz	0.17	-58.38	-13	PASS
Band5	4233	30~1000MHz	984.54	-56.34	-13	PASS
Band5	4233	1000~10000MHz	3753.7	-34.15	-13	PASS

Test Graphs(WCDMA)

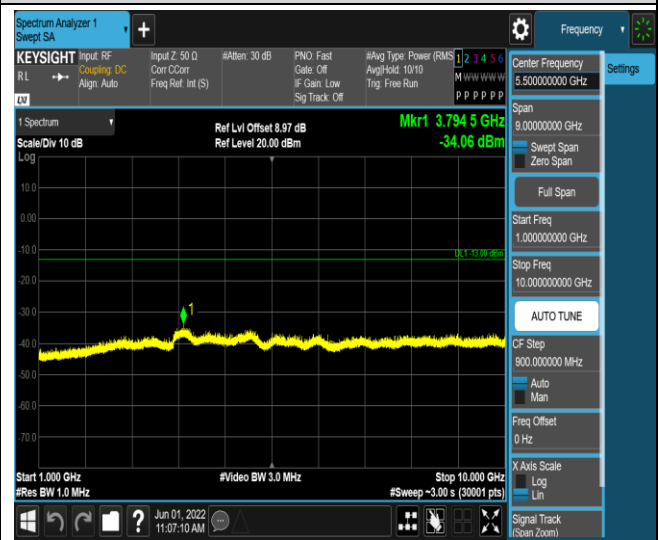
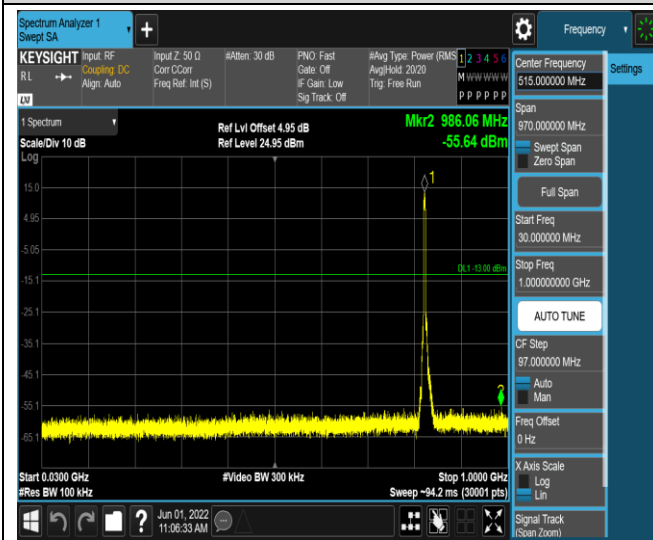






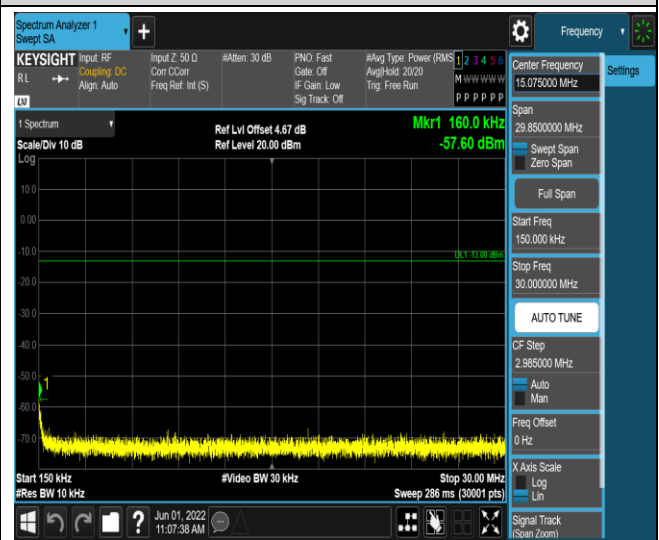
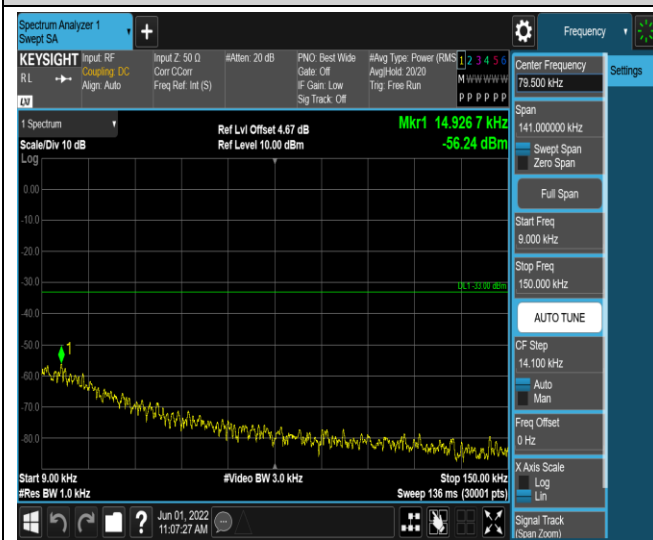
Band5-4132-30~1000MHz

Band5-4132-1000~10000MHz



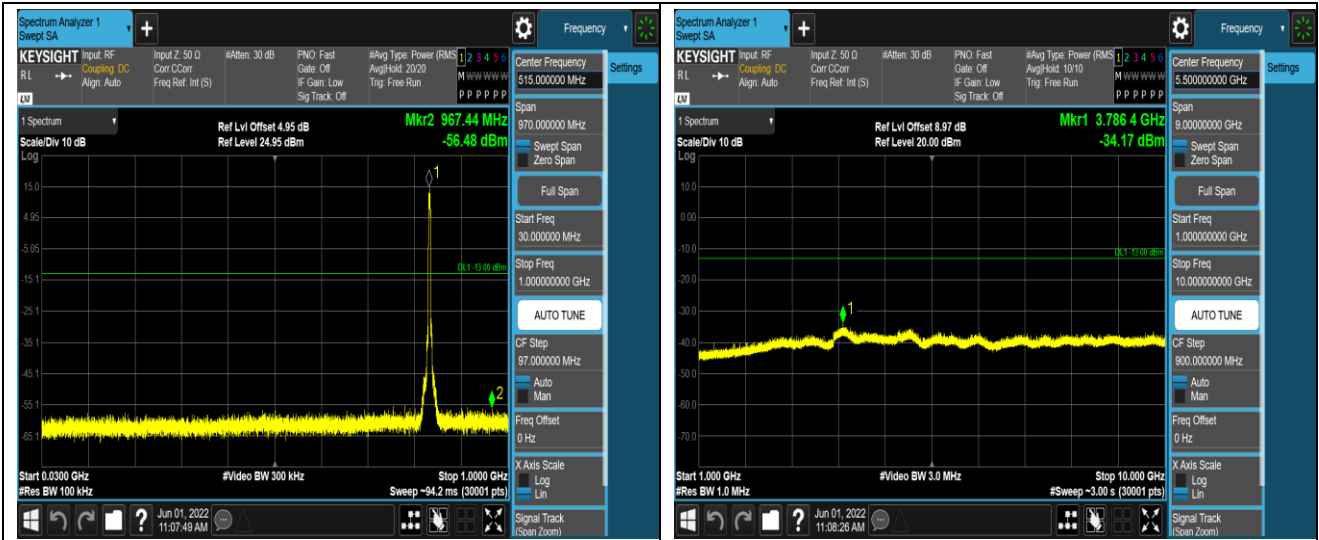
Band5-4183-0.009~0.15MHz

Band5-4183-0.15~30MHz



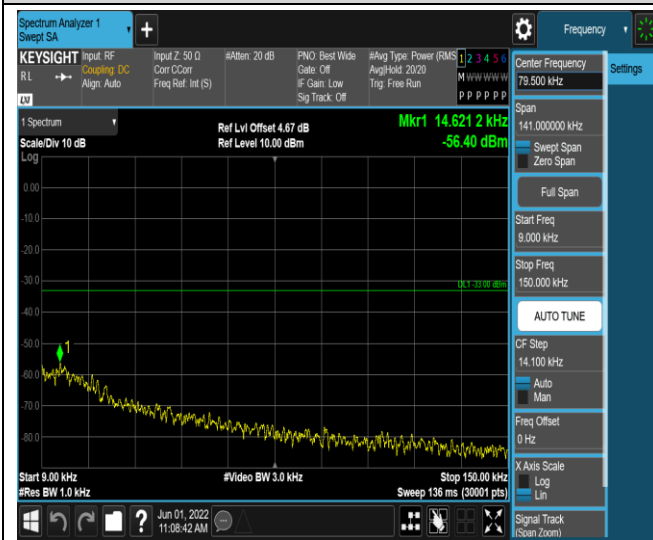
Band5-4183-30~1000MHz

Band5-4183-1000~10000MHz

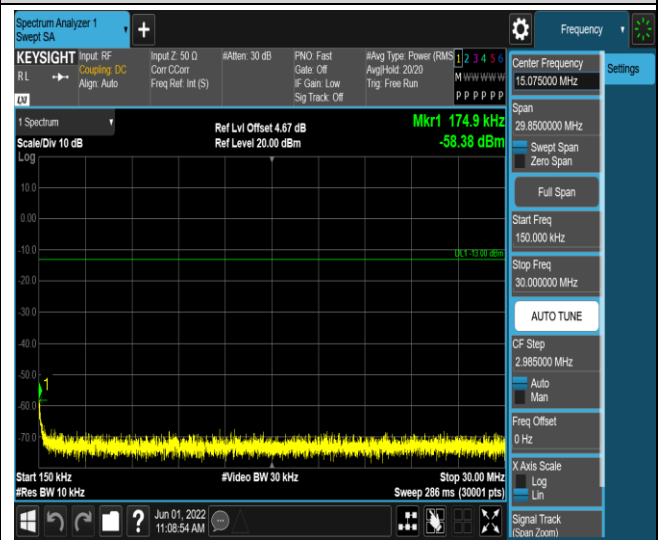


Band5-4233-0.009~0.15MHz

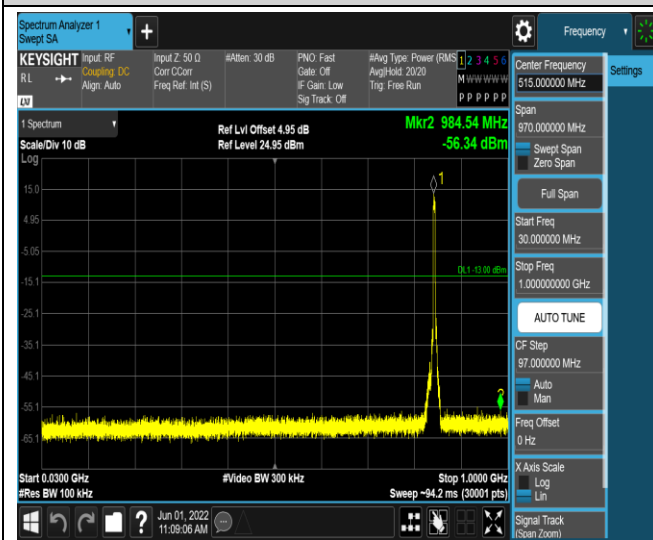
Band5-4233-0.15~30MHz



Band5-4233-30~1000MHz



Band5-4233-1000~10000MHz



AppendixF:Frequency Stability

Test Result

Reference Frequency: WCDMA BAND V 12.2k RMC Middle channel=4183 Frequency=836.6MHz					
Temperature					
Power supplied (Vdc)	Temperature (°C)	Frequency error		Limit (ppm)	Result
		Hz	ppm		
3.8	-30	0.29	0.000347	±2.5	Pass
	-20	0.24	0.000287		
	-10	-0.34	-0.000406		
	0	-0.14	-0.000167		
	10	0.05	0.000060		
	20	-0.08	-0.000096		
	30	-0.32	-0.000383		
	40	0.00	0.000000		
	50	0.17	0.000203		
Voltage					
Temperature (°C)	Power supplied (Vdc)	Frequency error		Limit (ppm)	Result
		Hz	ppm		
25	3.50	0.66	0.000789	±2.5	Pass
	3.80	0.16	0.000191		
	4.35	-0.03	-0.000036		
Remark: All channel had been tested, but only the worst case data displayed in this report.					

Reference Frequency: WCDMA BAND II 12.2k RMC Middle Frequency=9400 channel=1880MHz					
Temperature					
Power supplied (Vdc)	Temperature (°C)	Frequency error		Limit (ppm)	Result
		Hz	ppm		
3.8	-30	-0.09	-0.000048	Within authorized band for BAND II	Pass
	-20	0.05	0.000027		
	-10	0.95	0.000505		
	0	1.00	0.000532		
	10	0.74	0.000394		
	20	1.14	0.000606		
	30	0.84	0.000447		
	40	0.72	0.000383		
	50	0.99	0.000527		
Voltage					
Temperature (°C)	Power supplied (Vdc)	Frequency error		Limit (ppm)	Result
		Hz	ppm		
25	3.50	0.67	0.000356	Within authorized band for BAND II	Pass
	3.80	1.85	0.000984		
	4.35	1.53	0.000814		
Remark: All channel had been tested, but only the worst case data displayed in this report.					

Appendix G: Modulation Characteristics

Test Result

Band	Channel	Result	Verdict
Band2	9400	PASS	PASS
Band5	4183	PASS	PASS

Remark: All channel had been tested, but only the worst case data displayed in this report.

Test Graphs

