

封底

封面

**FCC warning:**


Any Changes or modifications not expressly approved by the party responsible for compliance could void the user's authority to operate the equipment.


Note: This equipment has been tested and found to comply with the limits for a Class B digital device, pursuant to part 15 of the FCC Rules. Operation is subject to the following two conditions:  
 (1) This device may not cause harmful interference, and  
 (2) this device must accept any interference received, including interference that may cause undesired operation.


These limits are designed to provide reasonable protection a gainst harmful interference in a residential installation. This equipment generates uses and can radiate radio frequency energy and, if not installed and used in accordance with the instructions, may cause harmful interference to radio communications. However, there is no guarantee that interference will not occur in a particular installation. If this equipment does cause harmful interference to radio or television reception, which can be determined by turning the equipment off and on, the user is encouraged to try to correct the interference by one or more of the following measures:  
 -Reorient or relocate the receiving antenna.  
 -Increase the separation between the equipment and receiver.  
 -Connect the equipment into an outlet on a circuit different from that to which the receiver is connected.  
 -Consult the dealer or an experienced radio/TV technician for help.

This equipment complies with FCC radiation exposure limits set forth for an uncontrolled environment. This equipment should be installed and operated with minimum distance 20cm between the radiator & your body.

Warranty | Garantie

 12-Month Warranty  
 12-Month Garantie  
 Email: Support@ibhnb.com

 Lifetime Technical Support  
 Technime Support Lebenszeit



Customer Service

# User Manual

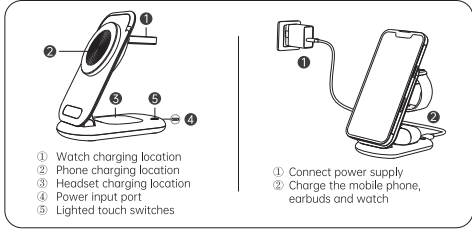
## 3 in 1 Magnetic Wireless Charger

Model: T618-F

**EN**

**Package List**  
 1 x 3 in 1 Magnetic Wireless Charger, 1 x User Manual  
 1 x 18W Adapter 1 x USB A to C Cable

**Product Descriptions | How to Use**



**Specifications**

Input	5V=3A 9V=2A(Max)
Indicator	Power-on indication: Warm white light always on
	Standby indication: Warm white light always on
	Charging indication: Warm white light mode: Phone- Blue light always on; Earbuds, Watch- no light.
	Fully charged indication: Phone-Blue light always on
	FOD alarm indication: Green light keeps flashing
	LED light touch switch

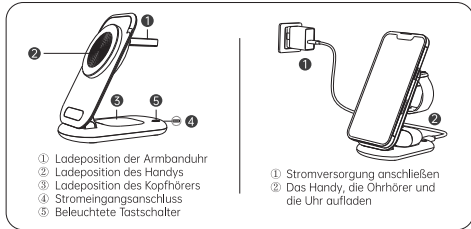
**Note**

- Do not disassemble the device without permission.
- A Quick Charger adapter and cable are required for fast wireless charging.
- Make sure your device supports Qi wireless charging protocol or being installed with a Qi-compliant wireless receiver (exclusive).
- To carry out mobile phone suction charging, please ensure that the phone is capable of magnetic suction or is equipped with magnetic suction accessories (such as magnetic and protective case).
- Do not use or store the magnetic wireless charger in a high temperature or humid environment.
- The magnet may interfere with the magnetic charging of the product or cause failure. To avoid interference between other devices or products, please keep magnetic chip cards (such as ID cards and credit cards) and medical devices (such as pacemakers, defibrillators, hearing aids, etc.) at least 20 cm away from the products, and more than 30 cm in wireless charging.

**DE**

**Packliste**  
 1 x 3-in-1 magnetisches kabelloses Schnellladern, 1 x Gebrauchsanweisung

**Produktbeschreibung | Wie man benutzt**



**Produktparameter**

Eingang	5V=3A 9V=2A(Max)
Anzeigelampe	Einschaltmeldung: Warmweißes Licht immer an
	Standby-Tipps: Warmweißes Licht immer an
	Tipps zum Aufladen: Warmweißes Lichtmodus: Telefon - Blaue LED immer an; Ohrhörer, Uhr - keine Beleuchtung.
	Tipps zum Vollauffladen: Blaulicht beim Aufladen des Handys immer an
	FOD Alarmmeldung: Bei Fremdkörpern im Handy blinkt das Grünlicht
	Touch-LED-Licht, Kontrollschalter

**Vorsichtsmaßnahmen**

- Bauen Sie das Gerät nicht selbst aus
- Für die kabellose Schnellladung sind ein Schnellladeadapter und ein Kabel erforderlich.
- Sicherstellen, dass Ihr Gerät das drahtlose Qi-Ladeprotokoll unterstützt, oder einen.
- Um die magnetische Aufladung des Handys zu realisieren, stellen Sie sicher, dass das Handy mit einer magnetischen Aufladefunktion oder mit magnetischem Aufladezubehör (z.B. einer Schutzhülle) ausgestattet ist.
- Verwenden oder lagern Sie dieses magnetische kabellose Aufladegerät nicht in einer heißen oder feuchten Umgebung.
- Magnete können die magnetische Aufladung des Produkts stören oder zu Fehlfunktionen führen; Um Störungen zwischen anderen Geräten und dem Produkt zu vermeiden, halten Sie bitte magnetische Chipkarten (z. B. Ausweise, Kreditkarten) oder medizinische Geräte (z. B. Herzschrittmacher, Defibrillatoren, Hörgeräte usw.) mindestens 20 cm vom Produkt entfernt und 30 cm oder mehr für drahtloses Aufladen.

版本	V1	变更内容	包装设计	产品编辑	审批人
日期	2023.05.26		张体韶	陈秋瑜	Sannah
尺寸	70*110mm				
材质工艺	128g双铜纸 双面单色印刷 风琴折				