
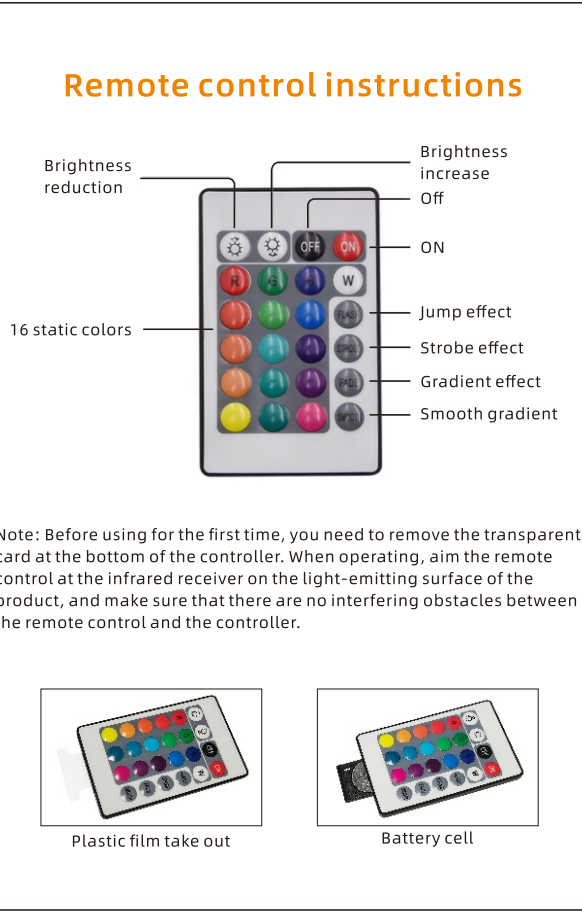



APP SUNSET LAMP




Remote control instructions



Note: Before using for the first time, you need to remove the transparent card at the bottom of the controller. When operating, aim the remote control at the infrared receiver on the light-emitting surface of the product, and make sure that there are no interfering obstacles between the remote control and the controller.




Plastic film take out



Battery cell

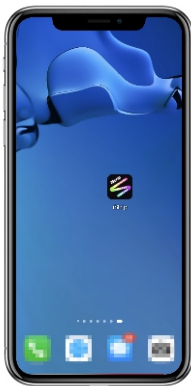
Download and Install the "iStrip" APP



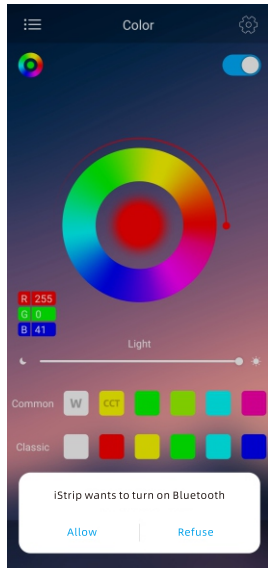
Scan the QR-Code the download the APP or search for "iStrip" on Google Play or APP store to download it.
This APP support Android 4.3 above/iOS 8.0 above.

APP Operation


Click the iStrip APP icon



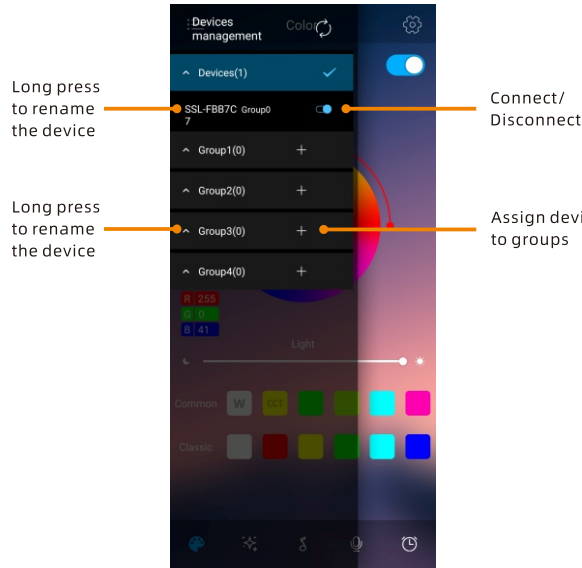
Click" Allow "to enable your Bluetooth.



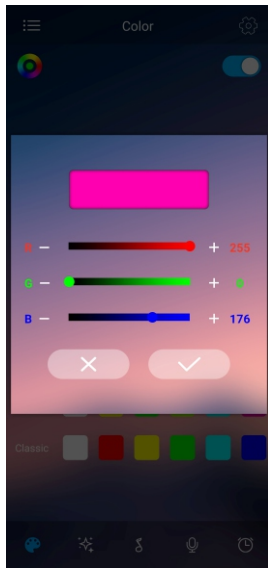
Switch to color and brightness interface.




Click to show the lamp list



Click to RGB manual adjustment.



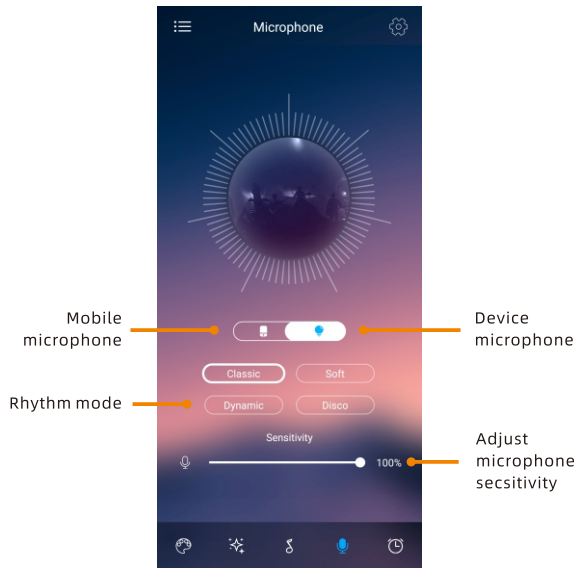
Switch to the Style Modes.



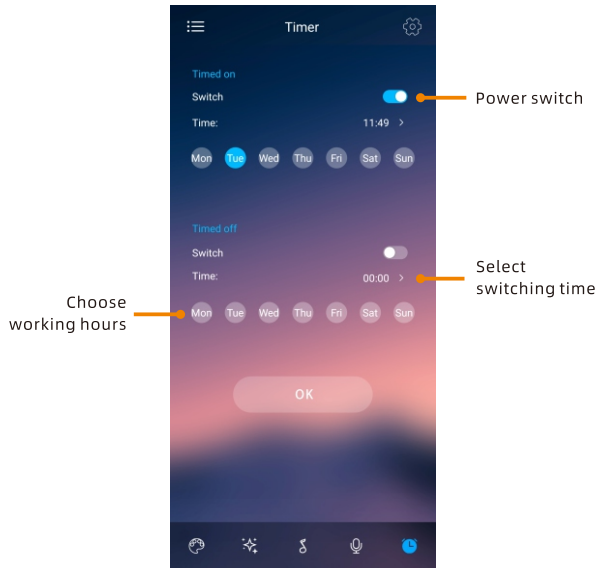
Switch to the Music Mode.



Switch to the microphone Mode.



Switch to the timer Mode.



Download local music on Iphone.

- 1.Install iTunes software on your computer(Apple or Windows)
- 2.Log in to iTunes with the same Apple ID account on Iphone
- 3.Use iTunes to import downloaded music files on your computer
- 4.The imported music files will be synchronized toIphone in real time
- 5.Restart Lotuslantern and switch to Music mode to see the newly imported music files

This device complies with Part 15 of the FCC Rules. Operation is subject to the following two conditions: (1) this device may not cause harmful interference, and (2) this device must accept any interference received, including interference that may cause undesired operation

NOTE: This equipment has been tested and found to comply with the limits for a Class B digital device, pursuant to Part 15 of the FCC Rules. These limits are designed to provide reasonable protection against harmful interference in a residential installation. This equipment generates, uses and can radiate radio frequency energy and, if not installed and used in accordance with the instructions, may cause harmful interference to radio communications. However, there is no guarantee that interference will not occur in a particular installation.

If this equipment does cause harmful interference to radio or television reception, which can be determined by turning the equipment off and on, the user is encouraged to try to correct the interference by one or more of the following measures:

- Reorient or relocate the receiving antenna.
- Increase the separation between the equipment and receiver.
- Connect the equipment into an outlet on a circuit different from that to which the receiver is connected.
- Consult the dealer or an experienced radio/TV technician for help.

Warning: changes or modifications not expressly approved by the party responsible for compliance could void the user's authority to operate the equipment