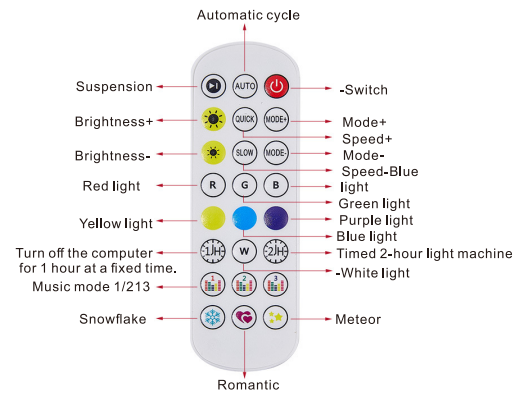


Outdoor eaves light



Usage:
Connection method:
installation:

Bluetooth remote control+CB2Lmodule
2032&2025 button battery
Controllable distance 10-15M



application:

Eaves Room Indoor
2.4G can be operated within
10 meters after installing the battery
DIY decoration, do anything you want to do

Controller connection scheme



Press the on/off
button for the duration
of connecting to the app
DC power connection
Lamp connection
Unlock remote control

Installation method of lighting fixtures



Scan the QR code to download the app

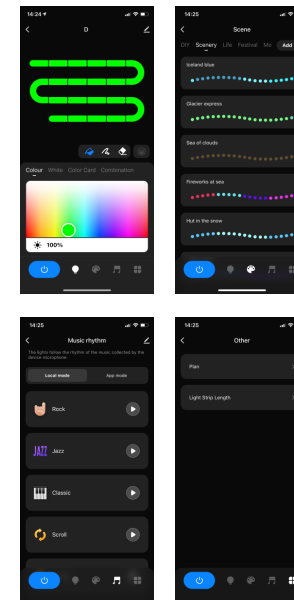
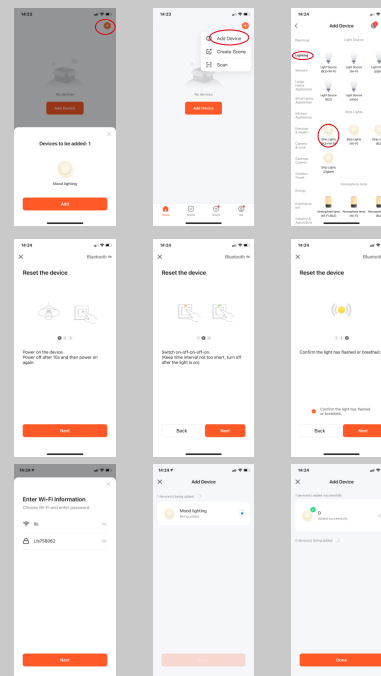
Connect the LED eaves
light to the controller,
turn on the power to the
controller



Start the app, search and
connect to the controller

Enjoy Bluetooth WiFi wireless control experience

APP Connection method



Notes:
Detailed operation
instructions, enter
the menu "Guide"

security information

1. The lighting fixtures are available for indoor and outdoor use
2. Risk of electric shock
3. The power adapter and controller should not be exposed to liquids, steam, or rainwater.
4. Stay away from open flames
5. Avoid rough installation surfaces and ensure that the surface is clean and dry before installation

This equipment has been tested and found to comply with the limits for a Class B digital device, pursuant to Part 15 of the FCC Rules. These limits are designed to provide reasonable protection against harmful interference in a residential installation. This equipment generates uses and can radiate radio frequency energy and, if not installed and used in accordance with the instructions, may cause harmful interference to radio communications. However, there is no guarantee that interference will not occur in a particular installation. If this equipment does cause harmful interference to radio or television reception, which can be determined by turning the equipment off and on, the user is encouraged to try to correct the interference by one or more of the following measures:

- Reorient or relocate the receiving antenna.
- Increase the separation between the equipment and receiver.
- Connect the equipment into an outlet on a circuit different from that to which the receiver is connected.
- Consult the dealer or an experienced radio/TV technician for help.

This device complies with part 15 of the FCC Rules. Operation is subject to the following two conditions:
(1) This device may not cause harmful interference, and (2) this device must accept any interference received, including interference that may cause undesired operation.

Changes or modifications not expressly approved by the party responsible for compliance could void the user's authority to operate the equipment.

For Point Light:

This equipment complies with FCC radiation exposure limits set forth for an uncontrolled environment. This equipment should be installed and operated with minimum distance 20cm between the radiator & your body.

For remote control:

The device has been evaluated to meet general RF exposure requirement. The device can be used in portable exposure condition without restriction.