

FCC Test Report

ANNEX 8 LTE BAND 17

FCC ID: 2A5LY-IPDA091

Applicant: Guangzhou MUNBYN Information Technology Co., Ltd.
Address: 329 3rd Floor, Tairong Business Center, No. 63 Xizeng Road, Liwan District, Guangzhou, China.

Manufacturer: Guangzhou MUNBYN Information Technology Co., Ltd.
Address: 329 3rd Floor, Tairong Business Center, No. 63 Xizeng Road, Liwan District, Guangzhou, China.

EUT: Commercial PDA

Trade Mark: MUNBYN

Model Number: IPDA091, IPDA092

Date of Receipt: Apr. 15, 2022

Test Date: Apr. 15, 2022 – May. 05, 2022

Date of Report: May. 05, 2022

Prepared By: Shenzhen DL Testing Technology Co., Ltd.
Address: 101-201, Building C, Shuanghuan, No.8, Baoqing Road, Baolong Industrial Zone, Baolong Street, Longgang District, Shenzhen, Guangdong, China

Applicable Standards: FCC CFR Title 47 Part22 Subpart H
FCC CFR Title 47 Part24 Subpart E
FCC CFR Title 47 Part27
ANSI/TIA-603-E-2016
FCC KDB 971168 D01 Power Meas. License Digital Systems v03v01
ANSI C63.26:2015

Test Result: Pass

TABLE OF CONTENTS

Test Report Declaration	Page
1. EMISSION TEST RESULTS	3
1.1. -26dB and 99% Occupied Bandwidth.....	3
1.2. Conducted Spurious Emissions	8
1.3. Conducted Out of Band Emissions.....	11

1. EMISSION TEST RESULTS

1.1. -26dB and 99% Occupied Bandwidth

1.1.1. Test Result

EUT Mode Bandwidth	Modulation	Frequency (MHz)	99% Occupied bandwidth (MHz)	-26dB bandwidth (MHz)
LTE Band 17 5 MHz	QPSK	706.5	4.53	5.19
		710.0	4.51	5.20
		713.5	4.50	5.15
LTE Band 17 5 MHz	16-QAM	706.5	4.50	5.07
		710.0	4.52	5.16
		713.5	4.52	5.14
LTE Band 17 10 MHz	QPSK	709.0	8.97	9.94
		710.0	8.96	10.07
		711.0	8.96	9.97
LTE Band 17 10 MHz	16-QAM	709.0	8.95	9.80
		710.0	8.95	9.96
		711.0	8.93	9.89

Note: Measurement Uncertainty: ± 20 Hz.

Test plot as follows:

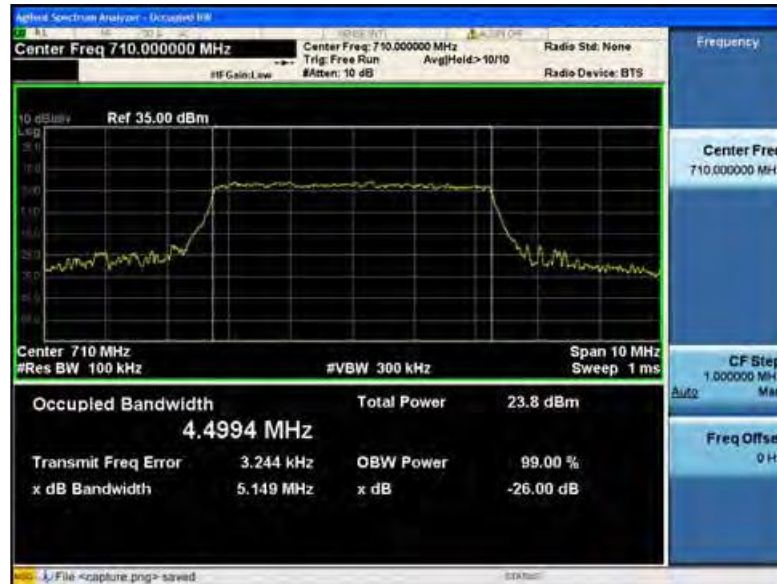
LTE Band 17 Lowest channel

5 MHz QPSK



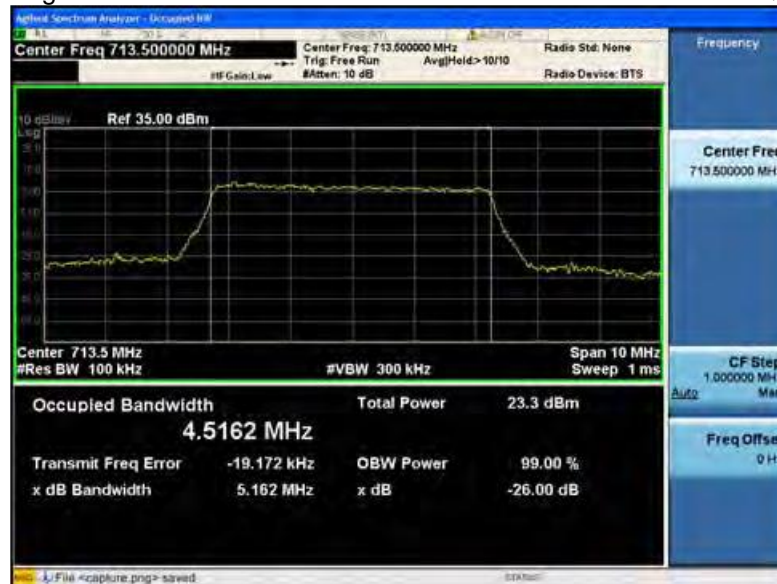
LTE Band 17 Middle channel

5 MHz QPSK



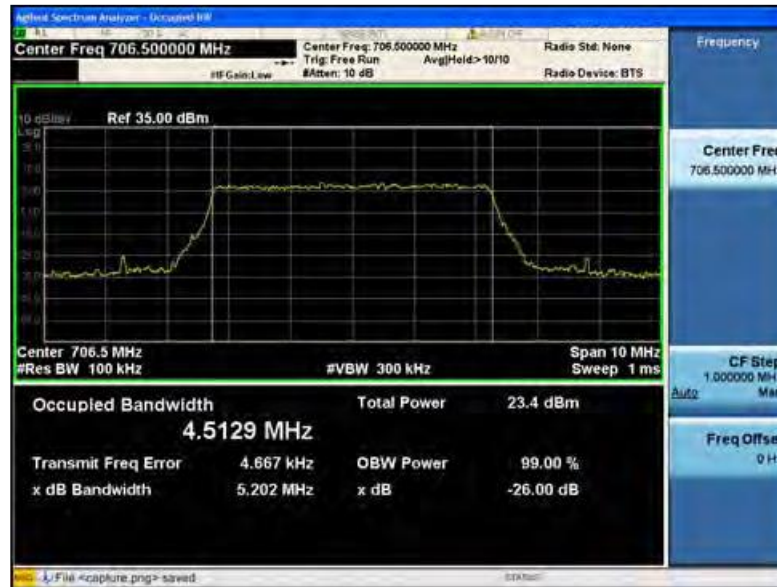
LTE Band 17 Highest channel:

5 MHz QPSK



LTE Band 17 Lowest channel

5 MHz 16-QAM



LTE Band 17 Middle channel

5 MHz 16-QAM



LTE Band 17 Highest channel:

5 MHz 16-QAM



LTE Band 17 Lowest channel

10 MHz QPSK



LTE Band 17 Middle channel

10 MHz QPSK



LTE Band 17 Highest channel:

10 MHz QPSK



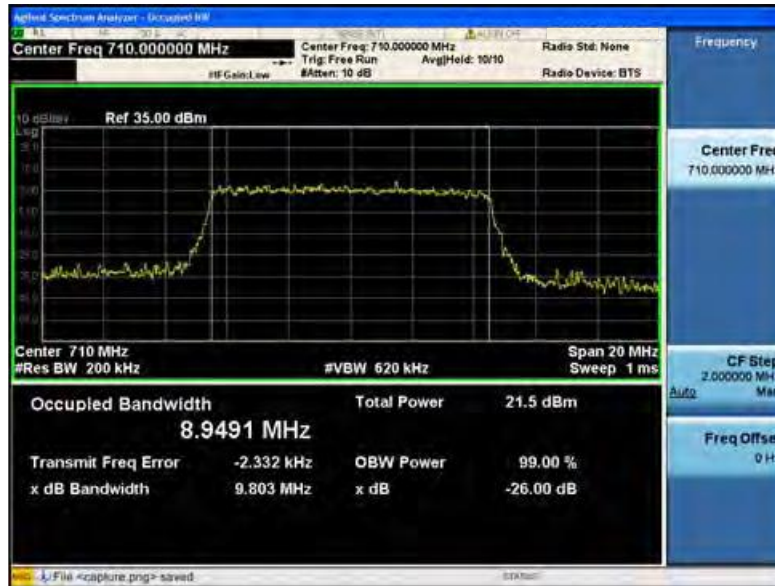
LTE Band 17 Lowest channel

10 MHz 16-QAM



LTE Band 17 Middle channel

10 MHz 16-QAM



LTE Band 17 Highest channel:

10 MHz 16-QAM



1.2. Conducted Spurious Emissions

1.2.1. Test Result

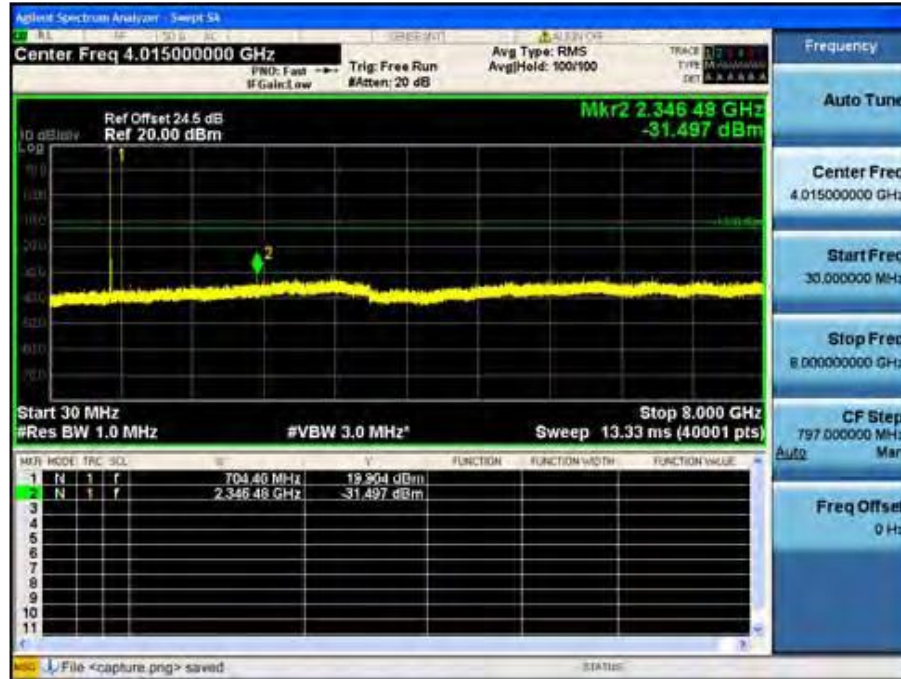
The measurement frequency range is from 30MHz to the 10th harmonic of the fundamental frequency. The lowest, middle and highest channels are tested to verify the out of band emissions.

For LTE mode, the plot only show the QPSK,RB100's data.

Pass, the table and plot please see annex.

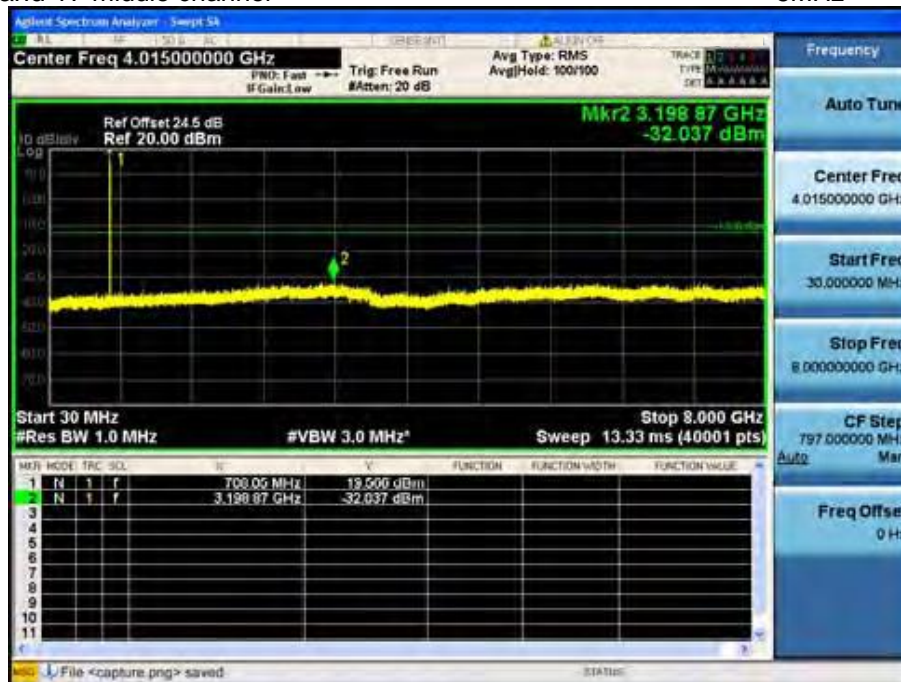
LTE Band 17 Lowest channel

5MHz



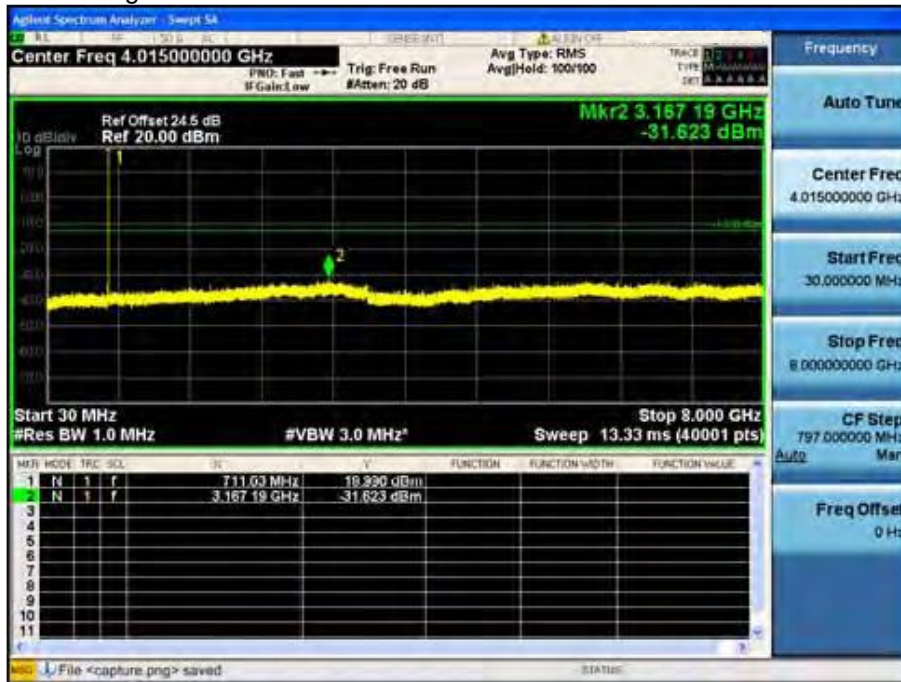
LTE Band 17 middle channel

5MHz



LTE Band 17 high channel

5MHz



LTE Band 17 Lowest channel

10MHz



LTE Band 17 middle channel

10MHz



LTE Band 17 high channel

10MHz



1.3. Conducted Out of Band Emissions

1.3.1. Test Result

The measurement frequency range is from 30MHz to the 10th harmonic of the fundamental frequency. The lowest, middle and highest channels are tested to verify the out of band emissions.

LTE Band 17 Lowest channel

5MHz 1RB



LTE Band 17 Lowest channel

5MHz 25RB



LTE Band 17 Highest channel:

5MHz 1RB



LTE Band 17 Highest channel:

5MHz 25RB



LTE Band 17 Lowest channel

10MHz 1RB



LTE Band 17 Lowest channel

10MHz 50RB



LTE Band 17 Highest channel:

10MHz 1RB



LTE Band 17 Highest channel:

10MHz 50RB



***** END *****