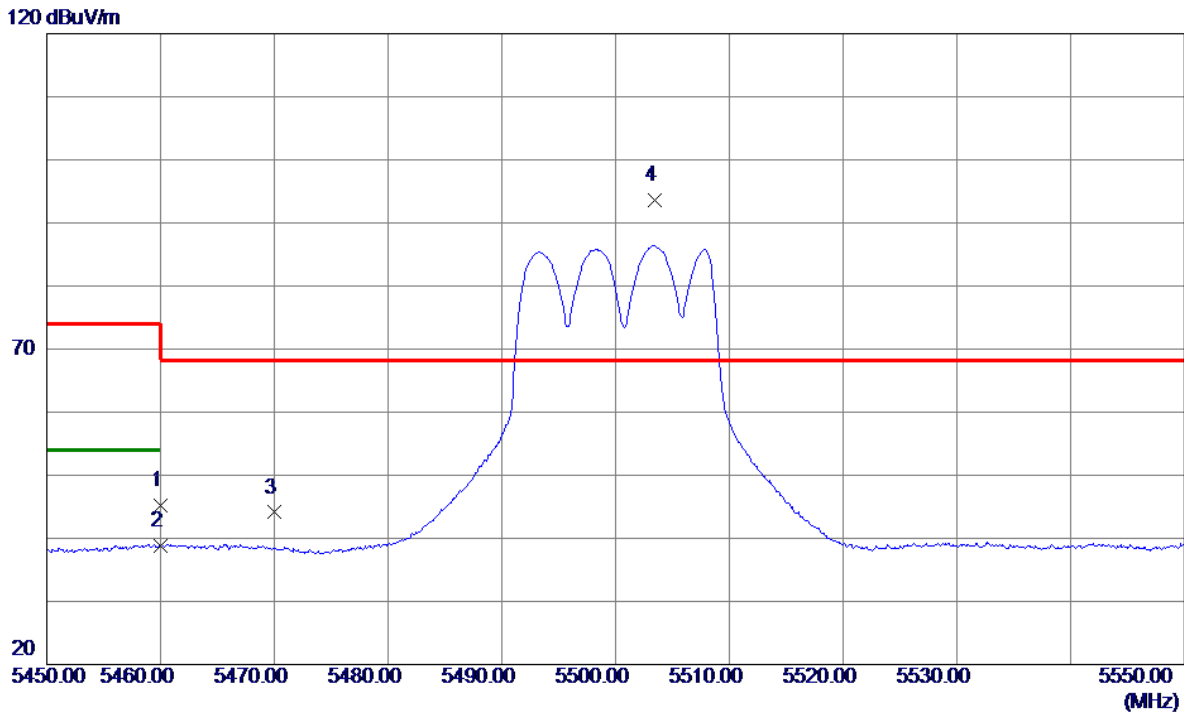


Test Mode	UNII-2C_TX A Mode 5500 MHz	Polarization	Horizontal
-----------	----------------------------	--------------	------------

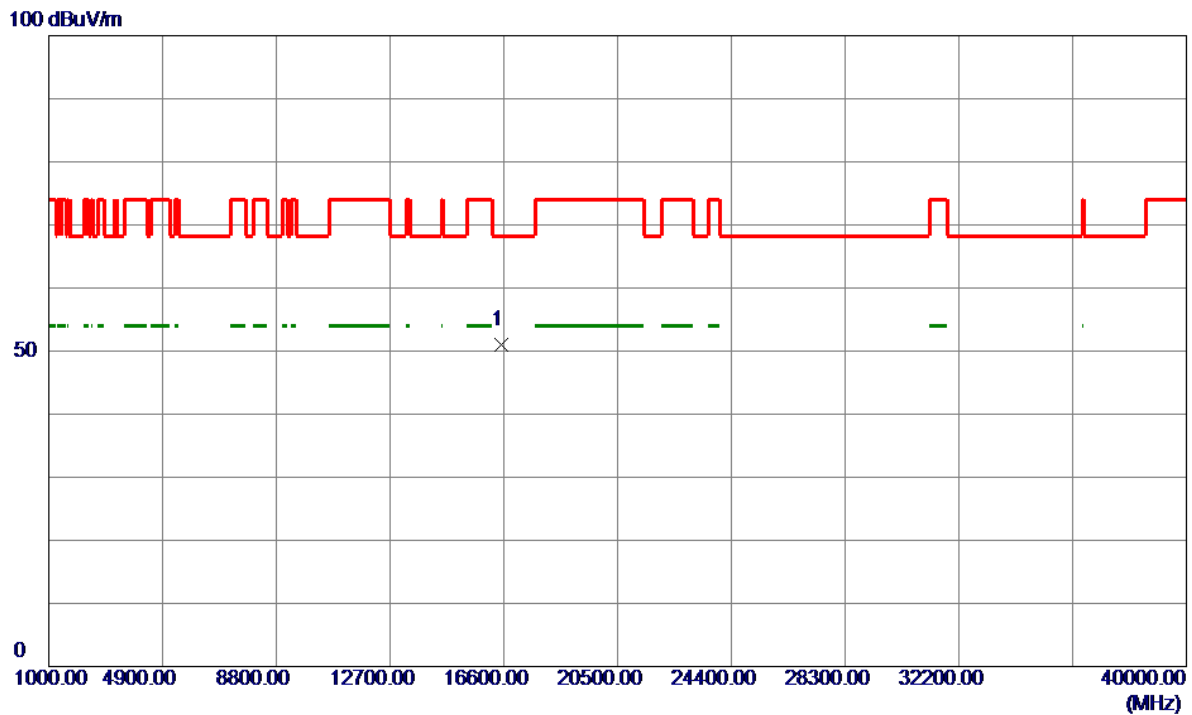


No.	Freq. MHz	Reading Level dBuV/m	Correct Factor dB	Measure ment dBuV/m	Limit dBuV/m	Margin dB	Detector	Comment
1	5460.0000	32.93	12.33	45.26	74.00	-28.74	Peak	
2	5460.0000	26.38	12.33	38.71	54.00	-15.29	AVG	
3	5470.0000	31.77	12.33	44.10	68.20	-24.10	Peak	
4 *	5503.4500	81.19	12.34	93.53	68.20	25.33	Peak	

REMARKS:

- (1) Measurement Value = Reading Level + Correct Factor.
- (2) Margin Level = Measurement Value - Limit Value.

Test Mode	UNII-2C_TX A Mode 5500 MHz	Polarization	Horizontal
-----------	----------------------------	--------------	------------

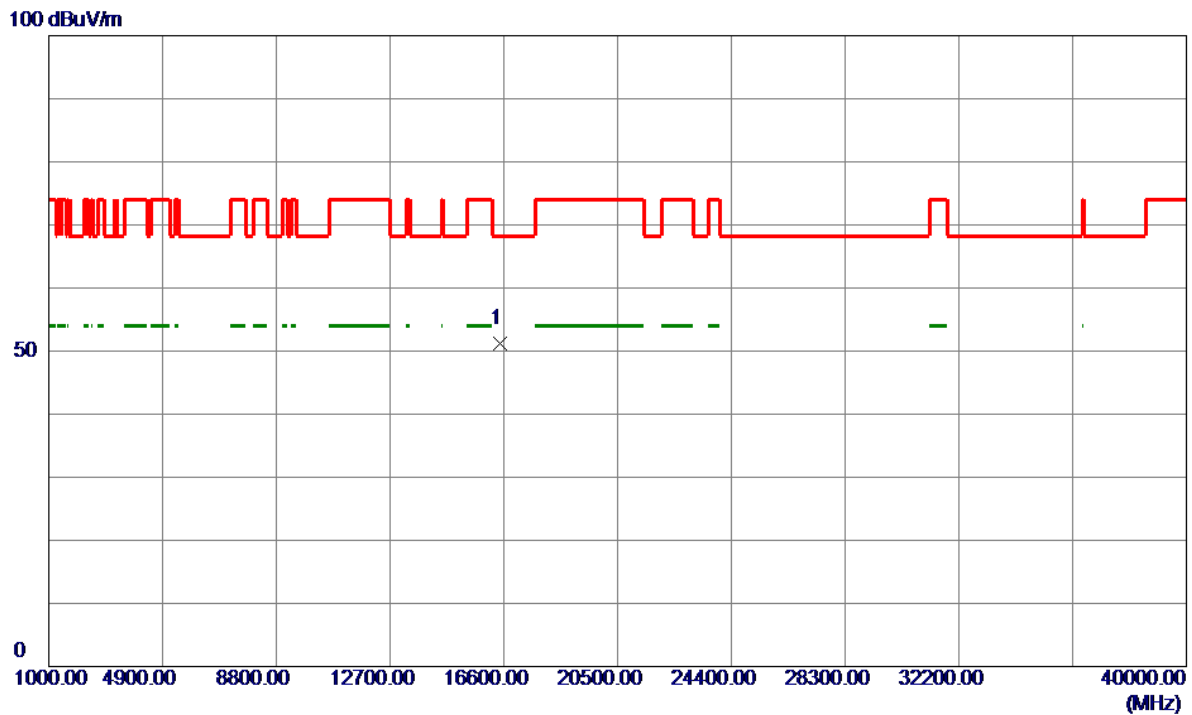


No.	Freq. MHz	Reading Level dBuV/m	Correct Factor dB	Measure ment dBuV/m	Limit dBuV/m	Margin dB	Detector	Comment
1 *	16510.2500	39.86	11.20	51.06	68.20	-17.14	Peak	

REMARKS:

- (1) Measurement Value = Reading Level + Correct Factor.
- (2) Margin Level = Measurement Value - Limit Value.

Test Mode	UNII-2C_TX A Mode 5580 MHz	Polarization	Horizontal
-----------	----------------------------	--------------	------------

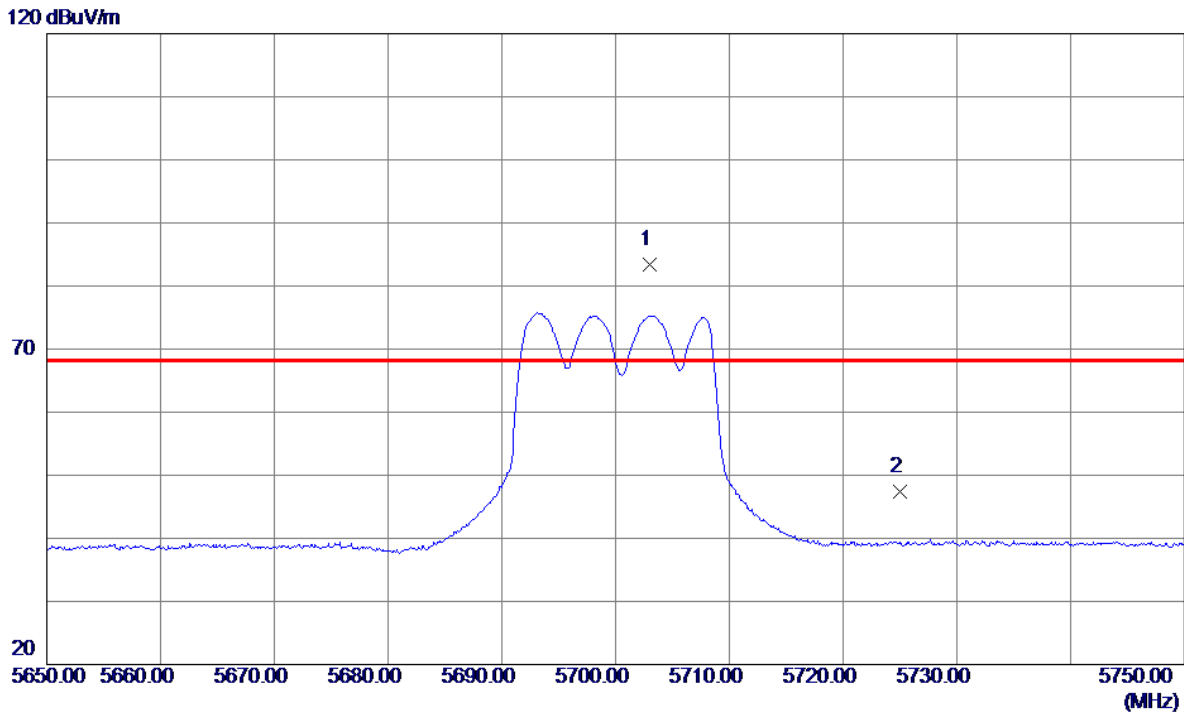


No.	Freq. MHz	Reading Level dBuV/m	Correct Factor dB	Measure ment dBuV/m	Limit dBuV/m	Margin dB	Detector	Comment
1 *	16459.4500	40.02	11.23	51.25	68.20	-16.95	Peak	

REMARKS:

- (1) Measurement Value = Reading Level + Correct Factor.
- (2) Margin Level = Measurement Value - Limit Value.

Test Mode	UNII-2C_TX A Mode 5700 MHz	Polarization	Horizontal
-----------	----------------------------	--------------	------------

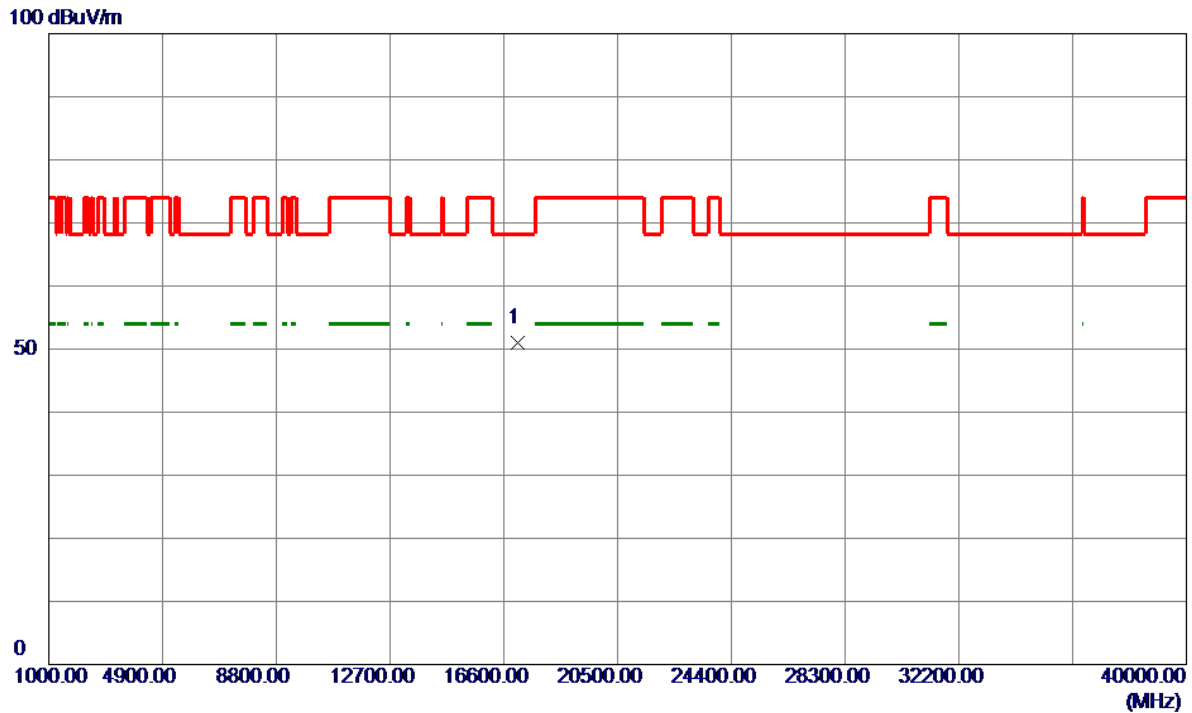


No.	Freq. MHz	Reading Level dBuV/m	Correct Factor dB	Measure ment dBuV/m	Limit dBuV/m	Margin dB	Detector	Comment
1 *	5703.0000	70.46	12.97	83.43	68.20	15.23	Peak	
2	5725.0000	34.30	13.04	47.34	68.20	-20.86	Peak	

REMARKS:

- (1) Measurement Value = Reading Level + Correct Factor.
- (2) Margin Level = Measurement Value - Limit Value.

Test Mode	UNII-2C_TX A Mode 5700 MHz	Polarization	Horizontal
-----------	----------------------------	--------------	------------

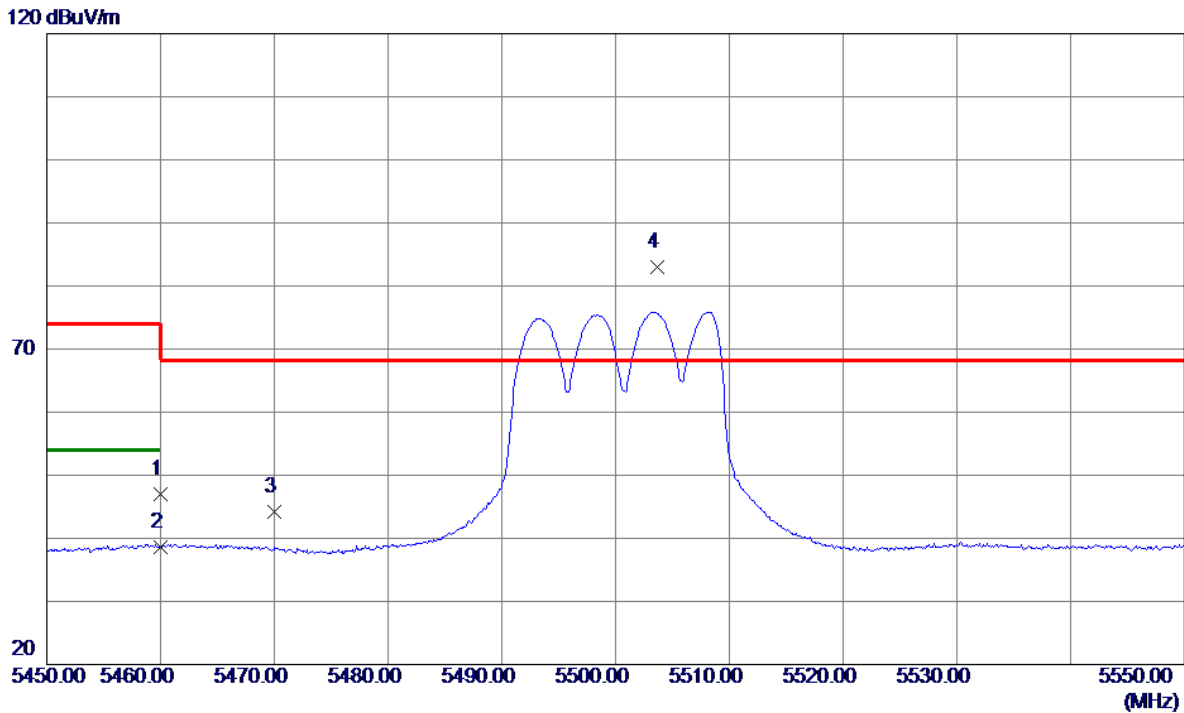


No.	Freq. MHz	Reading Level dBuV/m	Correct Factor dB	Measure ment dBuV/m	Limit dBuV/m	Margin dB	Detector	Comment
1 *	17092.7750	40.44	10.64	51.08	68.20	-17.12	Peak	

REMARKS:

- (1) Measurement Value = Reading Level + Correct Factor.
- (2) Margin Level = Measurement Value - Limit Value.

Test Mode	UNII-2C_TX AC(VHT20) Mode 5500 MHz	Polarization	Horizontal
-----------	------------------------------------	--------------	------------

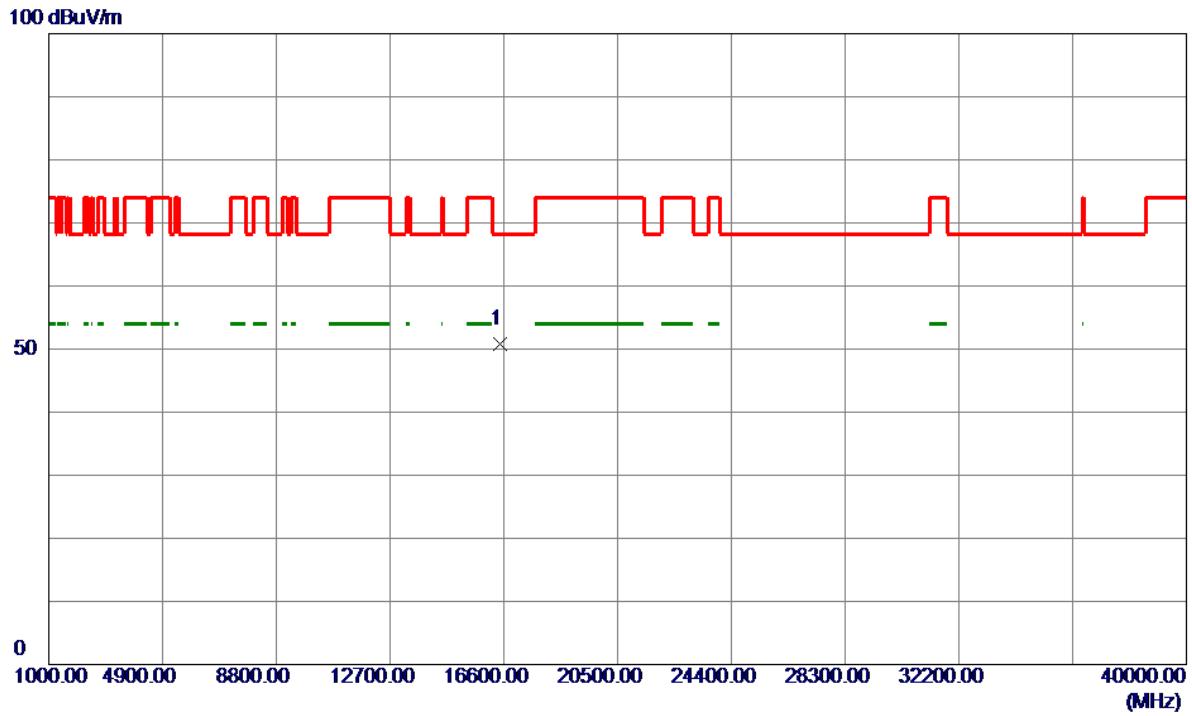


No.	Freq. MHz	Reading Level dBuV/m	Correct Factor dB	Measurement dBuV/m	Limit dBuV/m	Margin dB	Detector	Comment
1	5460.0000	34.68	12.33	47.01	74.00	-26.99	Peak	
2	5460.0000	26.20	12.33	38.53	54.00	-15.47	AVG	
3	5470.0000	31.92	12.33	44.25	68.20	-23.95	Peak	
4 *	5503.7000	70.72	12.34	83.06	68.20	14.86	Peak	

REMARKS:

- (1) Measurement Value = Reading Level + Correct Factor.
- (2) Margin Level = Measurement Value - Limit Value.

Test Mode	UNII-2C_TX AC(VHT20) Mode 5500 MHz	Polarization	Horizontal
-----------	------------------------------------	--------------	------------

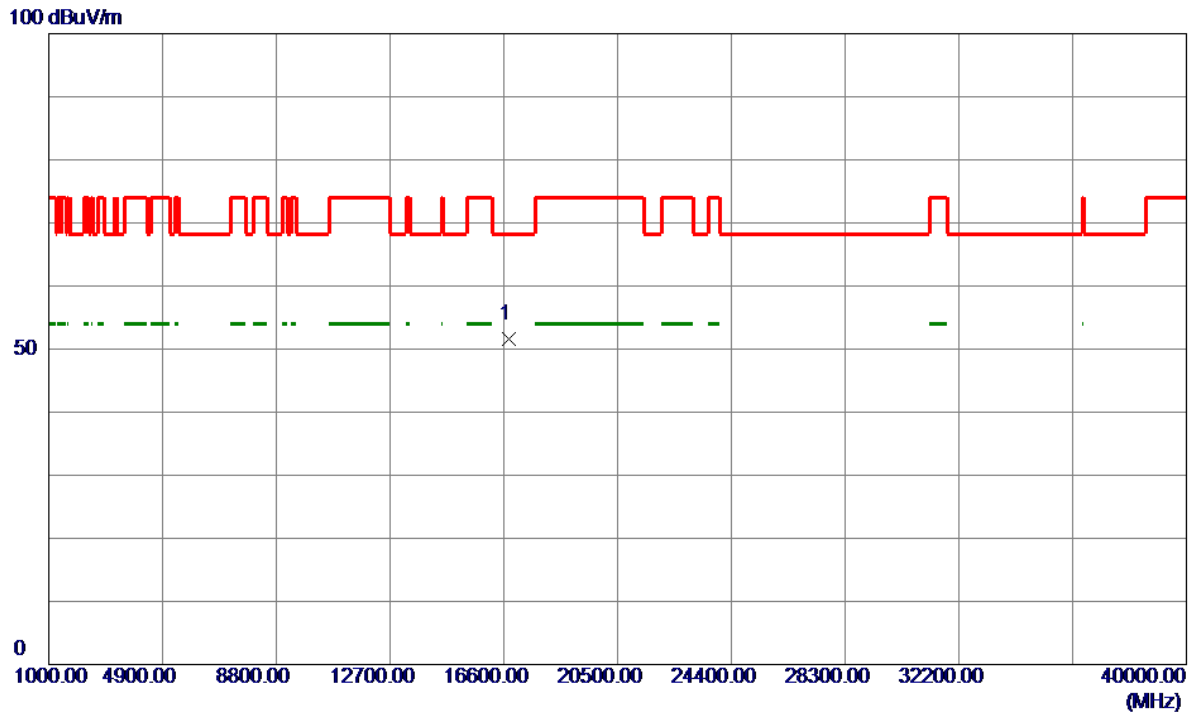


No.	Freq. MHz	Reading Level dBuV/m	Correct Factor dB	Measure ment dBuV/m	Limit dBuV/m	Margin dB	Detector	Comment
1 *	16471.0330	39.59	11.23	50.82	68.20	-17.38	Peak	

REMARKS:

- (1) Measurement Value = Reading Level + Correct Factor.
- (2) Margin Level = Measurement Value - Limit Value.

Test Mode	UNII-2C_TX AC(VHT20) Mode 5580 MHz	Polarization	Horizontal
-----------	------------------------------------	--------------	------------

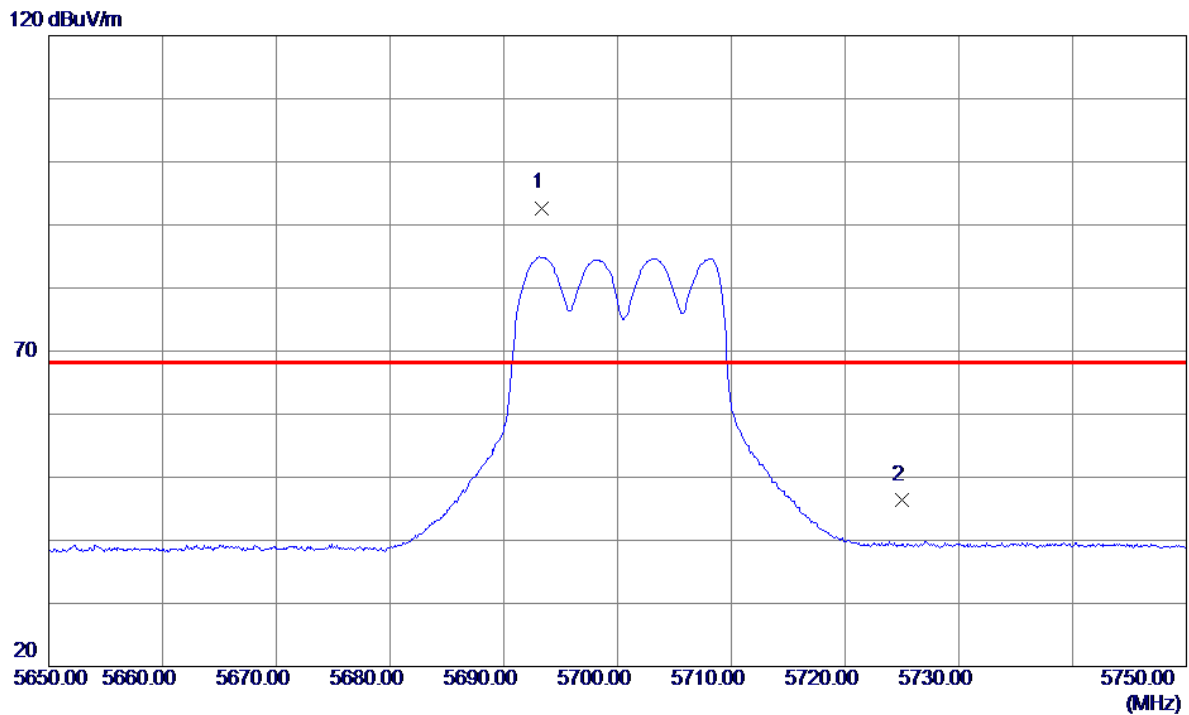


No.	Freq. MHz	Reading Level dBuV/m	Correct Factor dB	Measure ment dBuV/m	Limit dBuV/m	Margin dB	Detector	Comment
1 *	16757.5130	40.70	10.87	51.57	68.20	-16.63	Peak	

REMARKS:

- (1) Measurement Value = Reading Level + Correct Factor.
- (2) Margin Level = Measurement Value - Limit Value.

Test Mode	UNII-2C_TX AC(VHT20) Mode 5700 MHz	Polarization	Horizontal
-----------	------------------------------------	--------------	------------

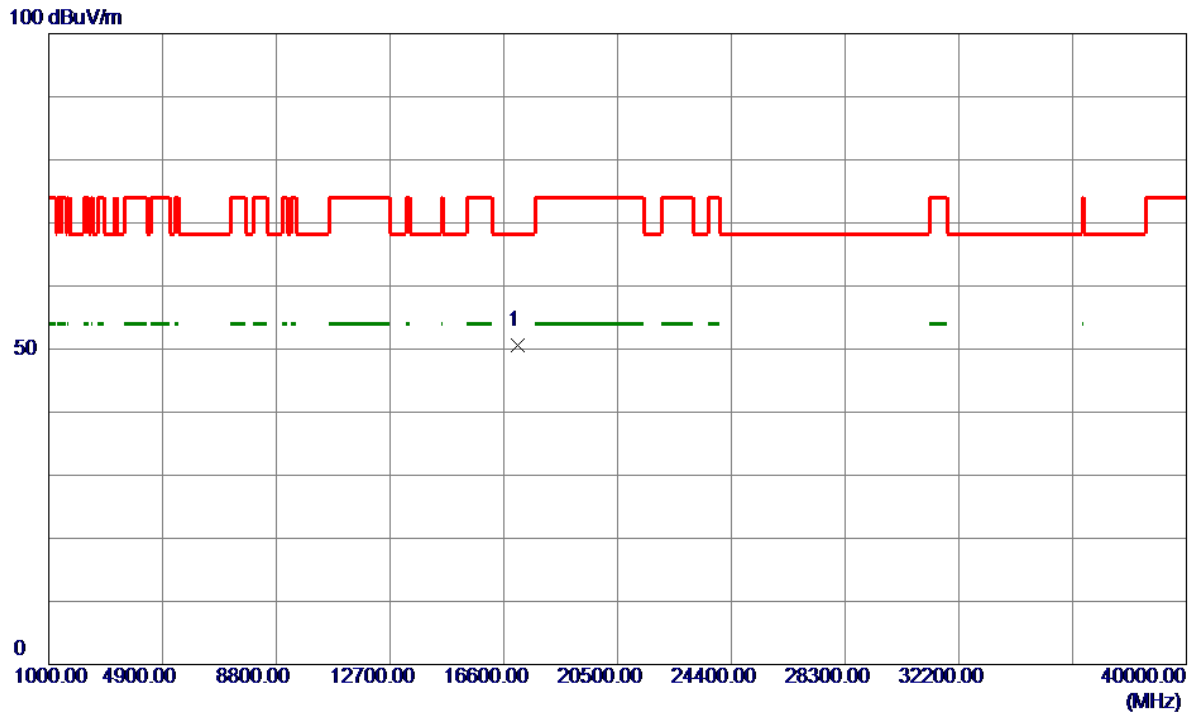


No.	Freq. MHz	Reading Level dBuV/m	Correct Factor dB	Measure ment dBuV/m	Limit dBuV/m	Margin dB	Detector	Comment
1 *	5693.3000	79.76	12.94	92.70	68.20	24.50	Peak	
2	5725.0000	33.40	13.04	46.44	68.20	-21.76	Peak	

REMARKS:

- (1) Measurement Value = Reading Level + Correct Factor.
- (2) Margin Level = Measurement Value - Limit Value.

Test Mode	UNII-2C_TX AC(VHT20) Mode 5700 MHz	Polarization	Horizontal
-----------	------------------------------------	--------------	------------

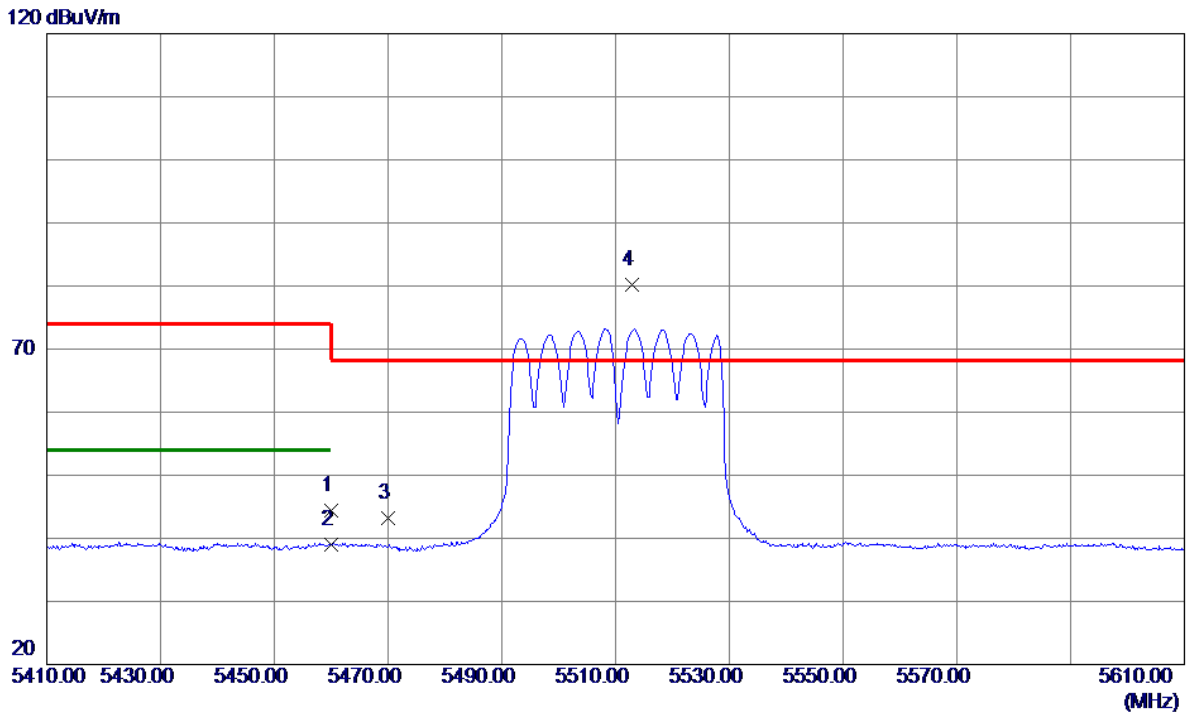


No.	Freq. MHz	Reading Level dBuV/m	Correct Factor dB	Measure ment dBuV/m	Limit dBuV/m	Margin dB	Detector	Comment
1 *	17076.8430	39.92	10.62	50.54	68.20	-17.66	Peak	

REMARKS:

- (1) Measurement Value = Reading Level + Correct Factor.
- (2) Margin Level = Measurement Value - Limit Value.

Test Mode	UNII-2C_TX AC(VHT40) Mode 5510 MHz	Polarization	Horizontal
-----------	------------------------------------	--------------	------------

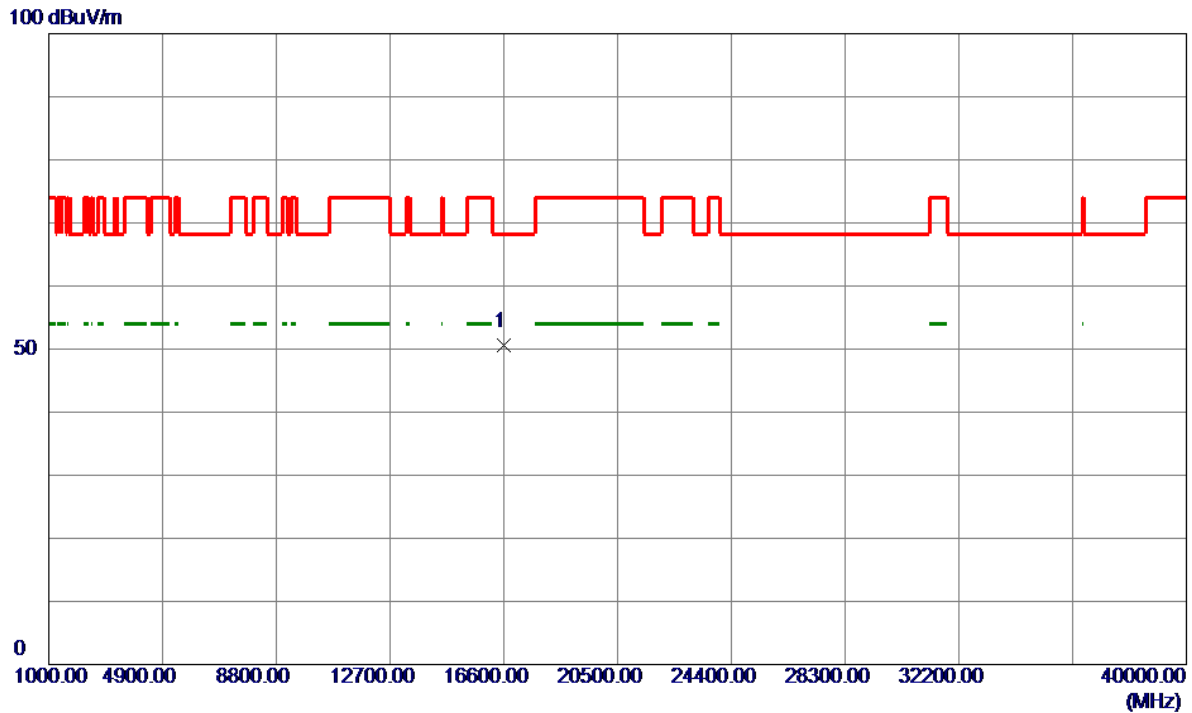


No.	Freq. MHz	Reading Level dBuV/m	Correct Factor dB	Measure ment dBuV/m	Limit dBuV/m	Margin dB	Detector	Comment
1	5460.0000	32.09	12.33	44.42	74.00	-29.58	Peak	
2	5460.0000	26.71	12.33	39.04	54.00	-14.96	AVG	
3	5470.0000	30.91	12.33	43.24	68.20	-24.96	Peak	
4 *	5512.8000	67.78	12.37	80.15	68.20	11.95	Peak	

REMARKS:

- (1) Measurement Value = Reading Level + Correct Factor.
- (2) Margin Level = Measurement Value - Limit Value.

Test Mode	UNII-2C_TX AC(VHT40) Mode 5510 MHz	Polarization	Horizontal
-----------	------------------------------------	--------------	------------

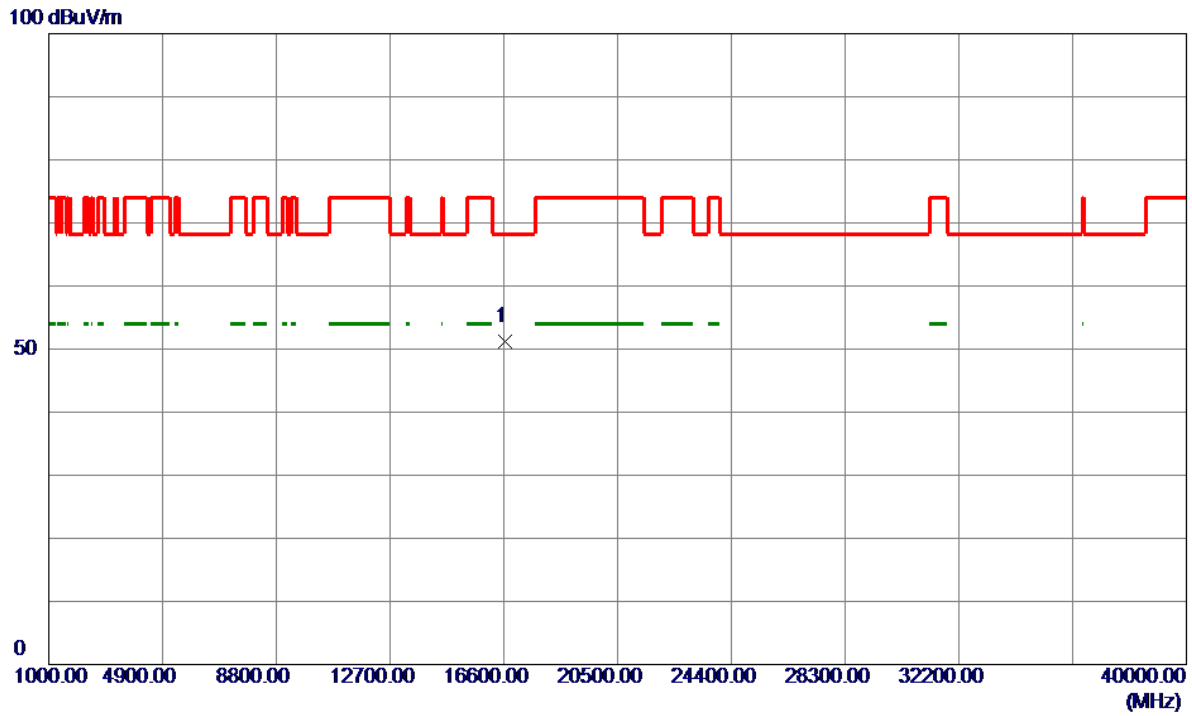


No.	Freq. MHz	Reading Level dBuV/m	Correct Factor dB	Measure ment dBuV/m	Limit dBuV/m	Margin dB	Detector	Comment
1 *	16611.7000	39.43	11.07	50.50	68.20	-17.70	Peak	

REMARKS:

- (1) Measurement Value = Reading Level + Correct Factor.
- (2) Margin Level = Measurement Value - Limit Value.

Test Mode	UNII-2C_TX AC(VHT40) Mode 5550 MHz	Polarization	Horizontal
-----------	------------------------------------	--------------	------------

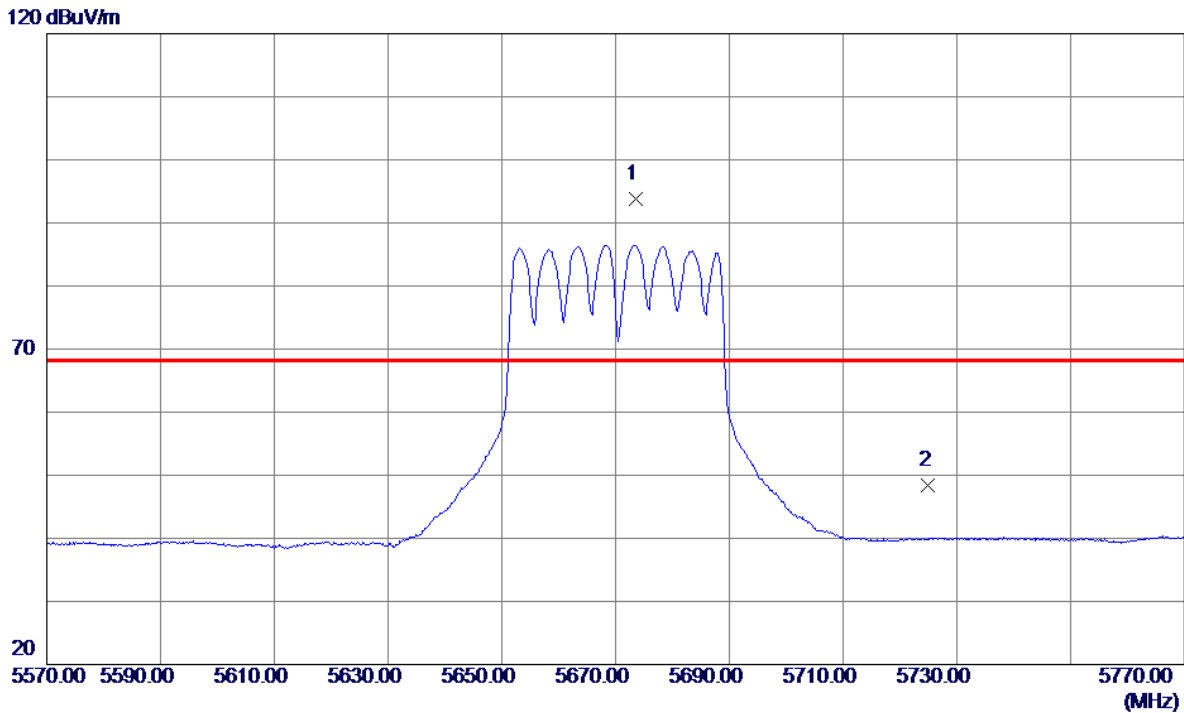


No.	Freq. MHz	Reading Level dBuV/m	Correct Factor dB	Measure ment dBuV/m	Limit dBuV/m	Margin dB	Detector	Comment
1 *	16634.0000	40.18	11.04	51.22	68.20	-16.98	Peak	

REMARKS:

- (1) Measurement Value = Reading Level + Correct Factor.
- (2) Margin Level = Measurement Value - Limit Value.

Test Mode	UNII-2C_TX AC(VHT40) Mode 5670 MHz	Polarization	Horizontal
-----------	------------------------------------	--------------	------------

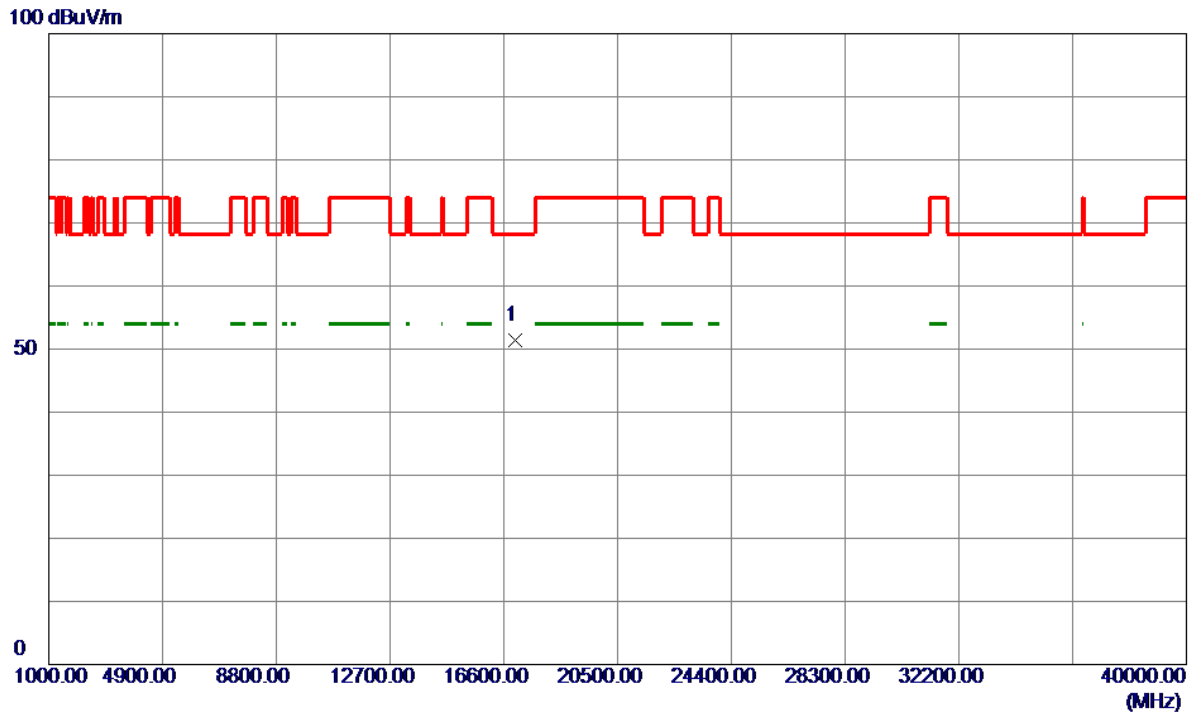


No.	Freq. MHz	Reading Level dBuV/m	Correct Factor dB	Measure ment dBuV/m	Limit dBuV/m	Margin dB	Detector	Comment
1 *	5673.5000	80.95	12.87	93.82	68.20	25.62	Peak	
2	5725.0000	35.44	13.04	48.48	68.20	-19.72	Peak	

REMARKS:

- (1) Measurement Value = Reading Level + Correct Factor.
- (2) Margin Level = Measurement Value - Limit Value.

Test Mode	UNII-2C_TX AC(VHT40) Mode 5670 MHz	Polarization	Horizontal
-----------	------------------------------------	--------------	------------

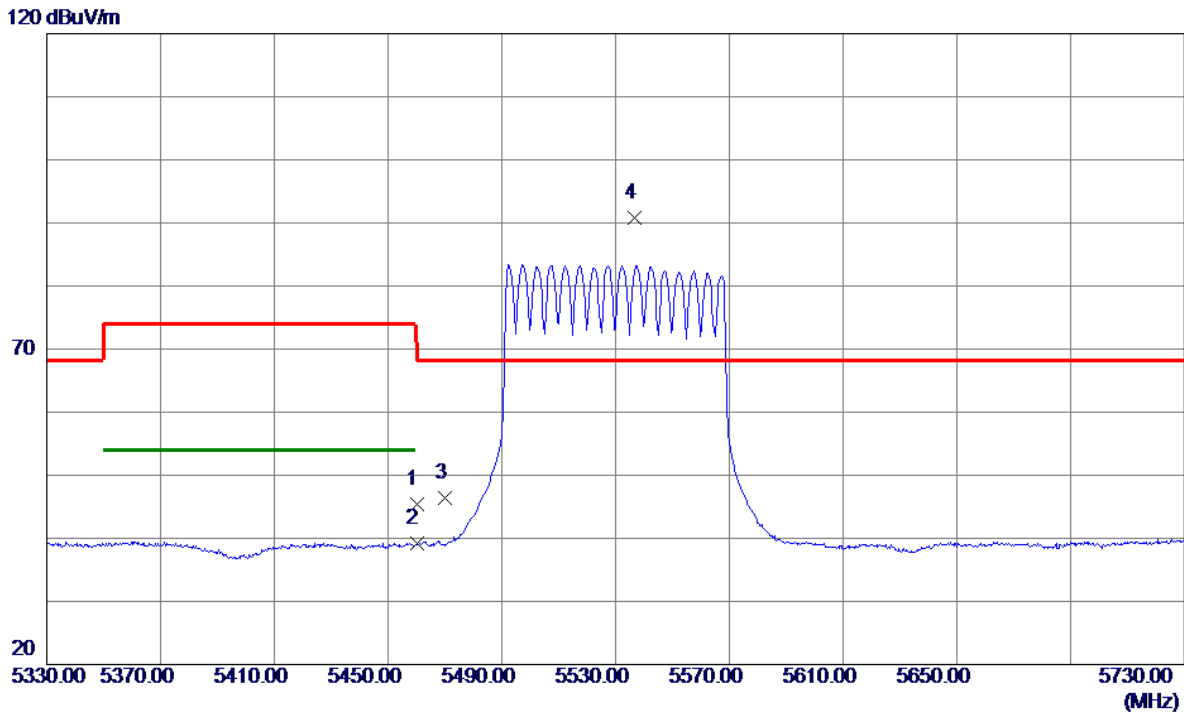


No.	Freq. MHz	Reading Level dBuV/m	Correct Factor dB	Measure ment dBuV/m	Limit dBuV/m	Margin dB	Detector	Comment
1 *	16975.6000	40.73	10.58	51.31	68.20	-16.89	Peak	

REMARKS:

- (1) Measurement Value = Reading Level + Correct Factor.
- (2) Margin Level = Measurement Value - Limit Value.

Test Mode	UNII-2C_TX AC(VHT80) Mode 5530 MHz	Polarization	Horizontal
-----------	------------------------------------	--------------	------------

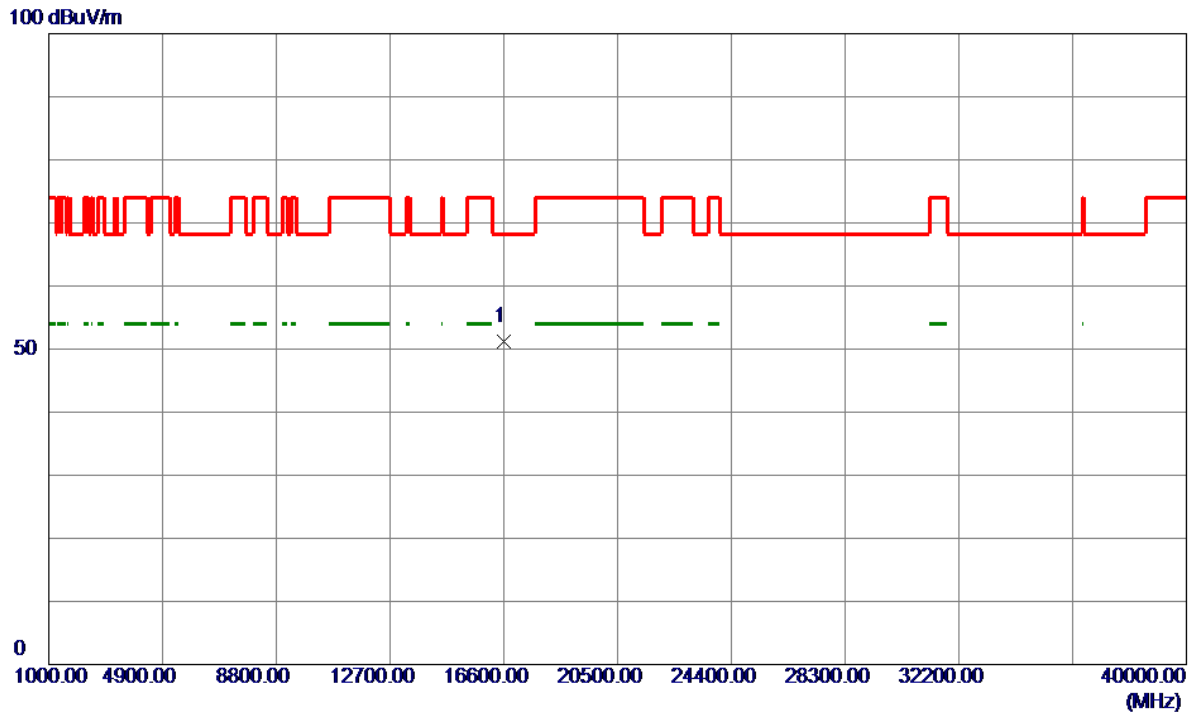


No.	Freq. MHz	Reading Level dBuV/m	Correct Factor dB	Measure ment dBuV/m	Limit dBuV/m	Margin dB	Detector	Comment
1	5460.0000	33.05	12.33	45.38	74.00	-28.62	Peak	
2	5460.0000	26.96	12.33	39.29	54.00	-14.71	AVG	
3	5470.0000	34.10	12.33	46.43	68.20	-21.77	Peak	
4 *	5536.6000	78.29	12.44	90.73	68.20	22.53	Peak	

REMARKS:

- (1) Measurement Value = Reading Level + Correct Factor.
- (2) Margin Level = Measurement Value - Limit Value.

Test Mode	UNII-2C_TX AC(VHT80) Mode 5530 MHz	Polarization	Horizontal
-----------	------------------------------------	--------------	------------

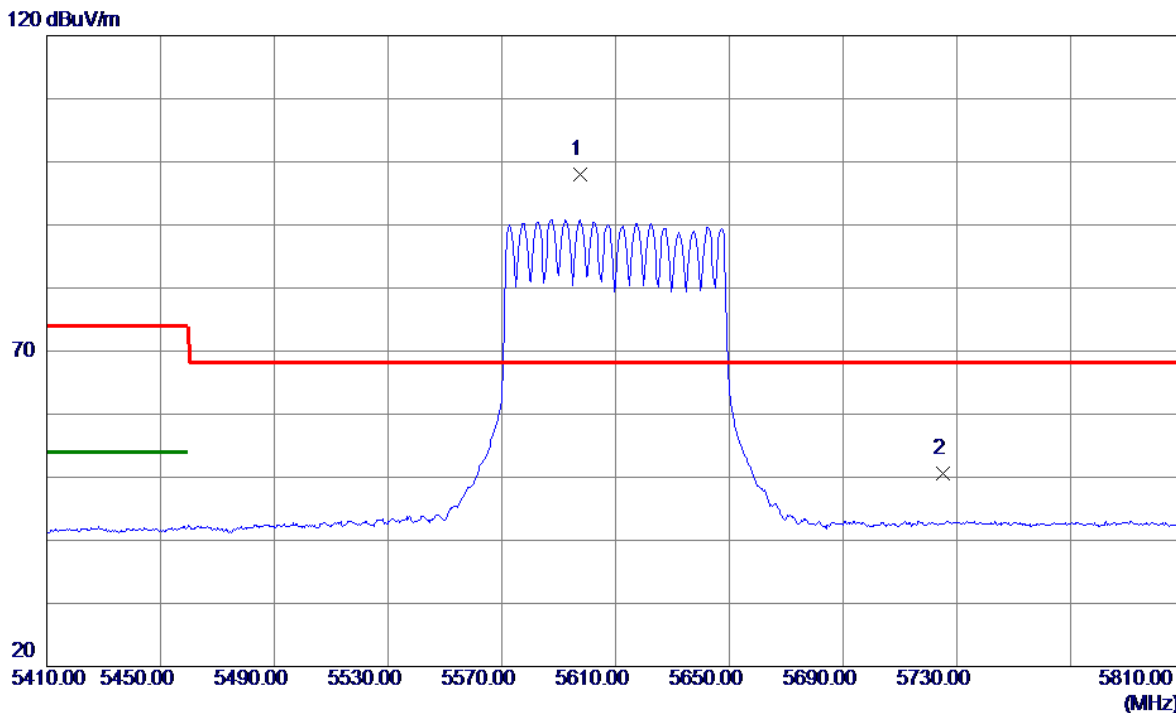


No.	Freq. MHz	Reading Level dBuV/m	Correct Factor dB	Measure ment dBuV/m	Limit dBuV/m	Margin dB	Detector	Comment
1 *	16592.5000	40.14	11.09	51.23	68.20	-16.97	Peak	

REMARKS:

- (1) Measurement Value = Reading Level + Correct Factor.
- (2) Margin Level = Measurement Value - Limit Value.

Test Mode	UNII-2C_TX AC(VHT80) Mode 5610 MHz	Polarization	Horizontal
-----------	------------------------------------	--------------	------------

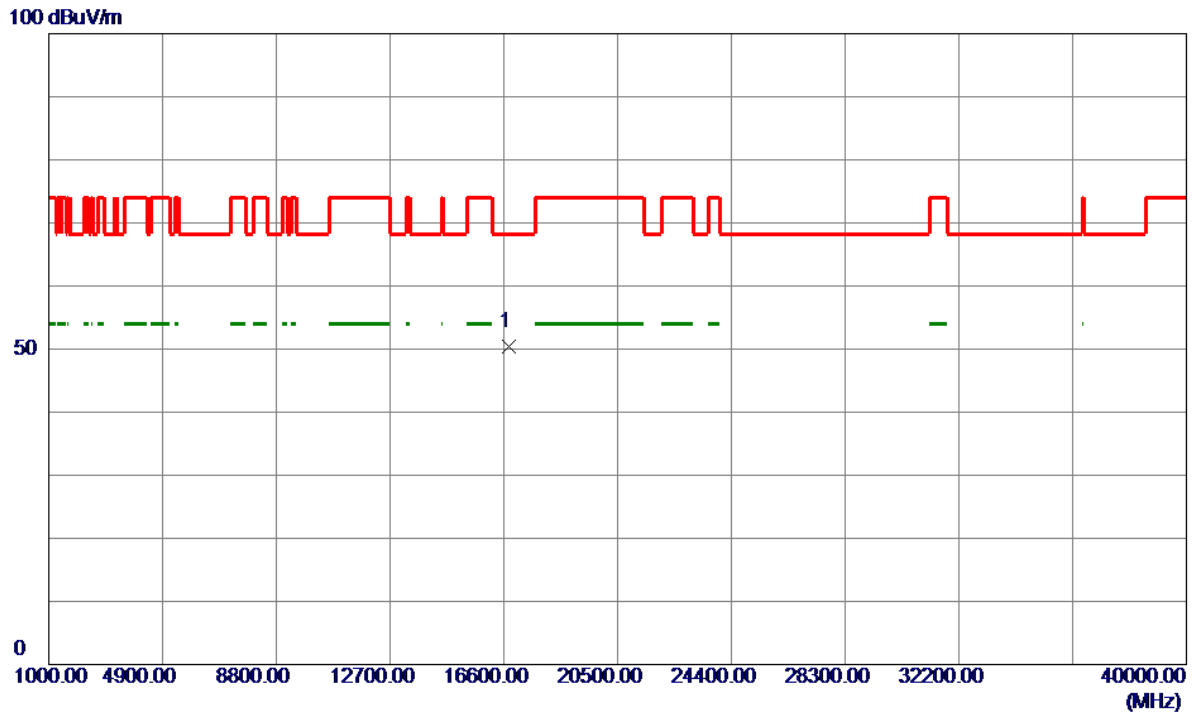


No.	Freq. MHz	Reading Level dBuV/m	Correct Factor dB	Measure ment dBuV/m	Limit dBuV/m	Margin dB	Detector	Comment
1 *	5597.4000	85.26	12.64	97.90	68.20	29.70	Peak	
2	5725.0000	37.56	13.04	50.60	68.20	-17.60	Peak	

REMARKS:

- (1) Measurement Value = Reading Level + Correct Factor.
- (2) Margin Level = Measurement Value - Limit Value.

Test Mode	UNII-2C_TX AC(VHT80) Mode 5610 MHz	Polarization	Horizontal
-----------	------------------------------------	--------------	------------

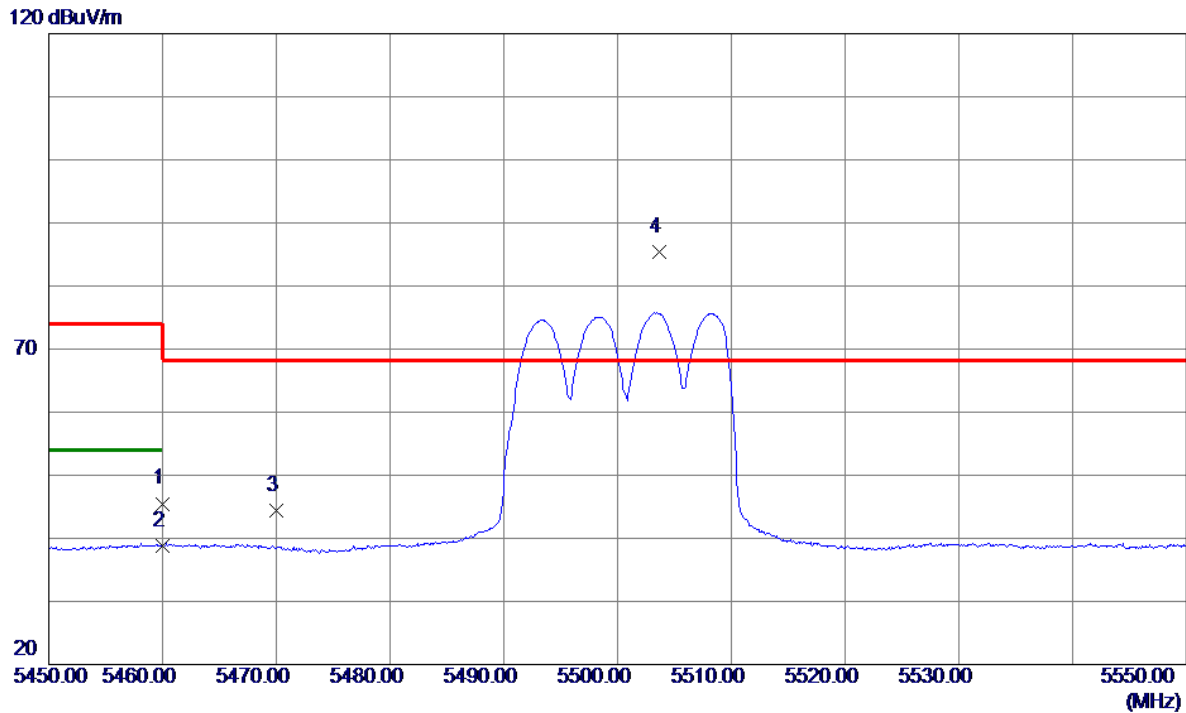


No.	Freq. MHz	Reading Level dBuV/m	Correct Factor dB	Measure ment dBuV/m	Limit dBuV/m	Margin dB	Detector	Comment
1 *	16771.8000	39.56	10.85	50.41	68.20	-17.79	Peak	

REMARKS:

- (1) Measurement Value = Reading Level + Correct Factor.
- (2) Margin Level = Measurement Value - Limit Value.

Test Mode	UNII-2C_TX AX(HE20) Mode 5500 MHz	Polarization	Horizontal
-----------	-----------------------------------	--------------	------------

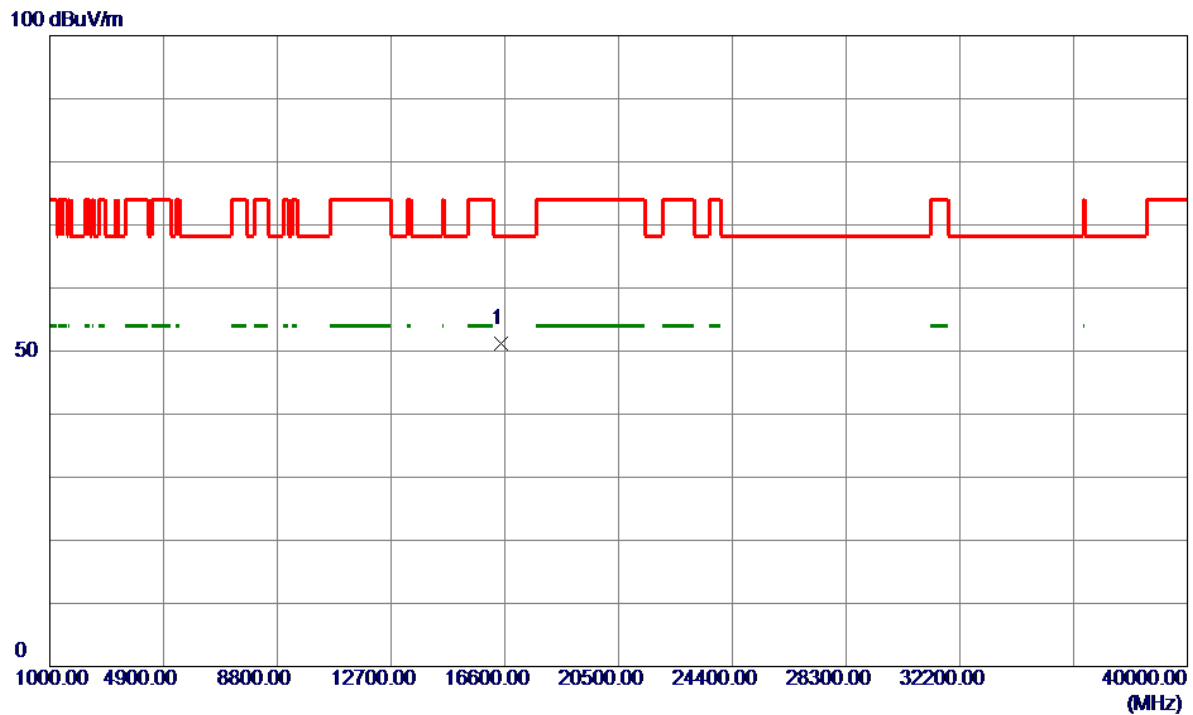


No.	Freq. MHz	Reading Level dBuV/m	Correct Factor dB	Measure ment dBuV/m	Limit dBuV/m	Margin dB	Detector	Comment
1	5460.0000	33.17	12.33	45.50	74.00	-28.50	Peak	
2	5460.0000	26.52	12.33	38.85	54.00	-15.15	AVG	
3	5470.0000	32.15	12.33	44.48	68.20	-23.72	Peak	
4 *	5503.7000	73.01	12.34	85.35	68.20	17.15	Peak	

REMARKS:

- (1) Measurement Value = Reading Level + Correct Factor.
- (2) Margin Level = Measurement Value - Limit Value.

Test Mode	UNII-2C_TX AX(HE20) Mode 5500 MHz	Polarization	Horizontal
-----------	-----------------------------------	--------------	------------

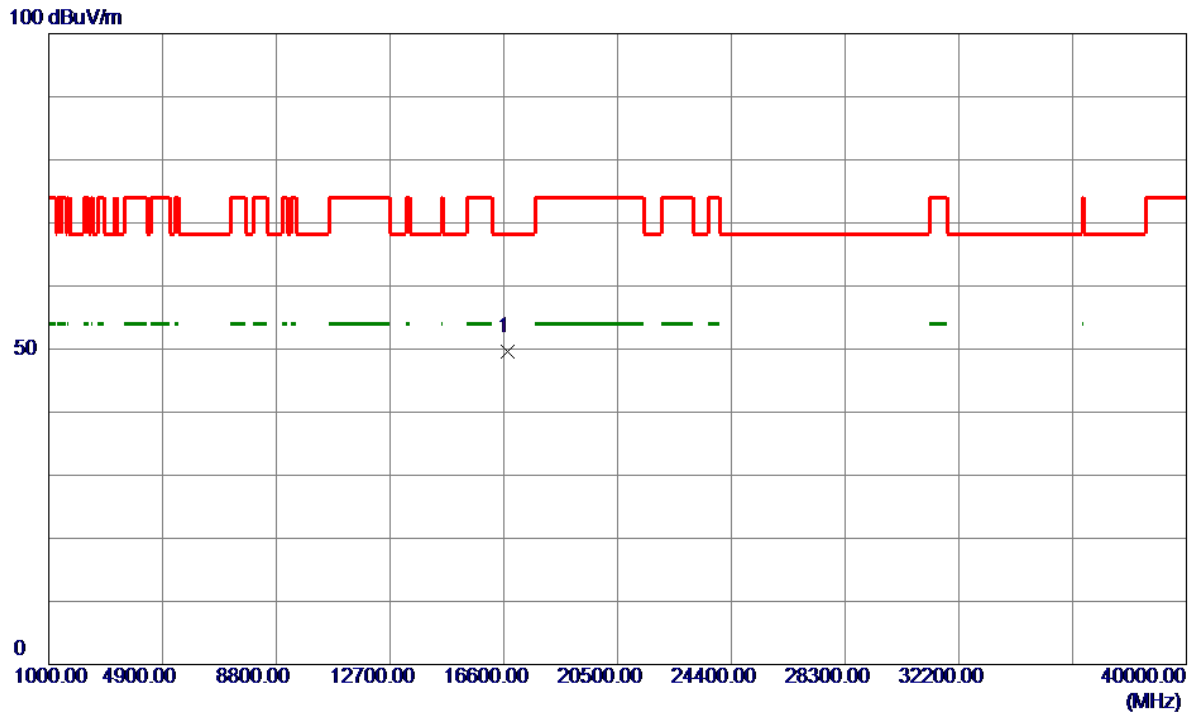


No.	Freq. MHz	Reading Level dBuV/m	Correct Factor dB	Measure ment dBuV/m	Limit dBuV/m	Margin dB	Detector	Comment
1 *	16468.7090	39.92	11.23	51.15	68.20	-17.05	Peak	

REMARKS:

- (1) Measurement Value = Reading Level + Correct Factor.
- (2) Margin Level = Measurement Value - Limit Value.

Test Mode	UNII-2C_TX AX(HE20) Mode 5580 MHz	Polarization	Horizontal
-----------	-----------------------------------	--------------	------------

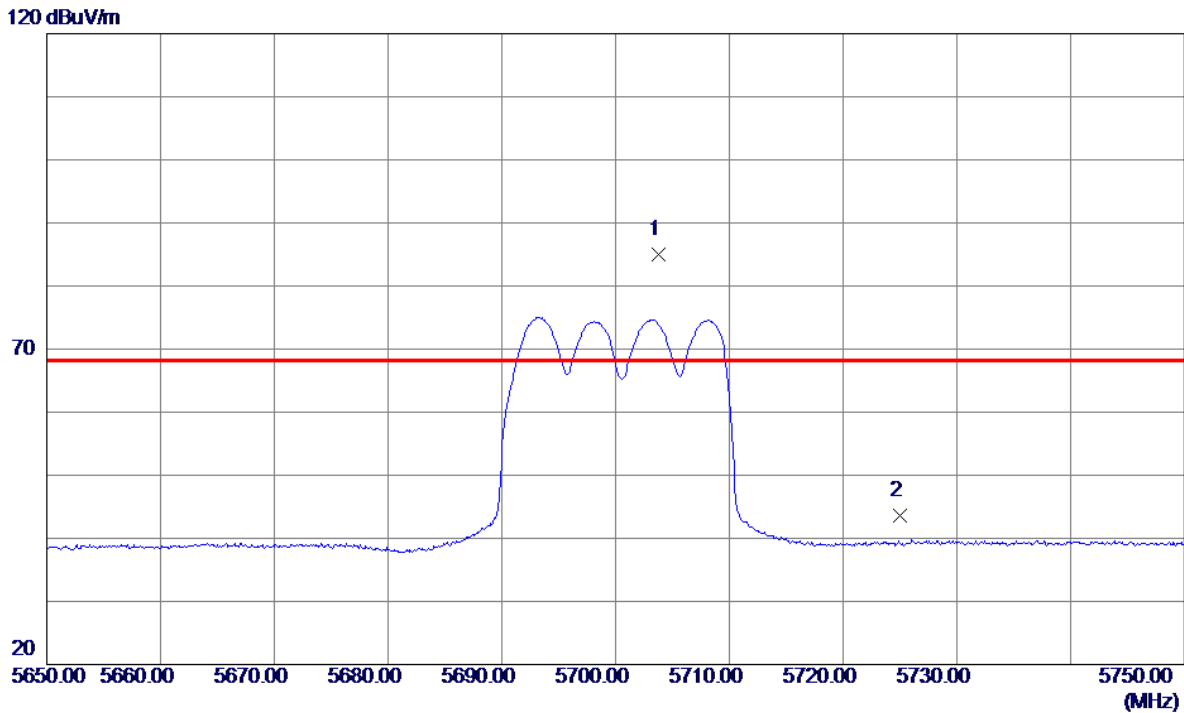


No.	Freq. MHz	Reading Level dBuV/m	Correct Factor dB	Measure ment dBuV/m	Limit dBuV/m	Margin dB	Detector	Comment
1 *	16710.5350	38.62	10.94	49.56	68.20	-18.64	Peak	

REMARKS:

- (1) Measurement Value = Reading Level + Correct Factor.
- (2) Margin Level = Measurement Value - Limit Value.

Test Mode	UNII-2C_TX AX(HE20) Mode 5700 MHz	Polarization	Horizontal
-----------	-----------------------------------	--------------	------------

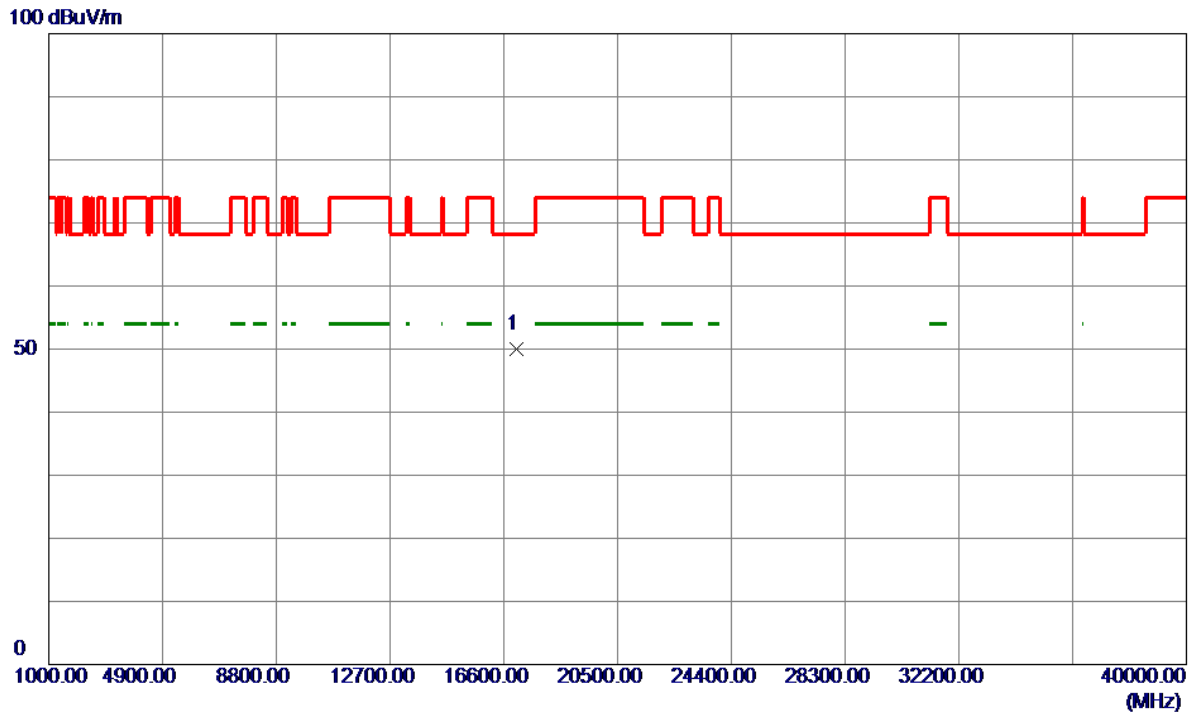


No.	Freq. MHz	Reading Level dBuV/m	Correct Factor dB	Measure ment dBuV/m	Limit dBuV/m	Margin dB	Detector	Comment
1 *	5703.7500	72.00	12.97	84.97	68.20	16.77	Peak	
2	5725.0000	30.63	13.04	43.67	68.20	-24.53	Peak	

REMARKS:

- (1) Measurement Value = Reading Level + Correct Factor.
- (2) Margin Level = Measurement Value - Limit Value.

Test Mode	UNII-2C_TX AX(HE20) Mode 5700 MHz	Polarization	Horizontal
-----------	-----------------------------------	--------------	------------

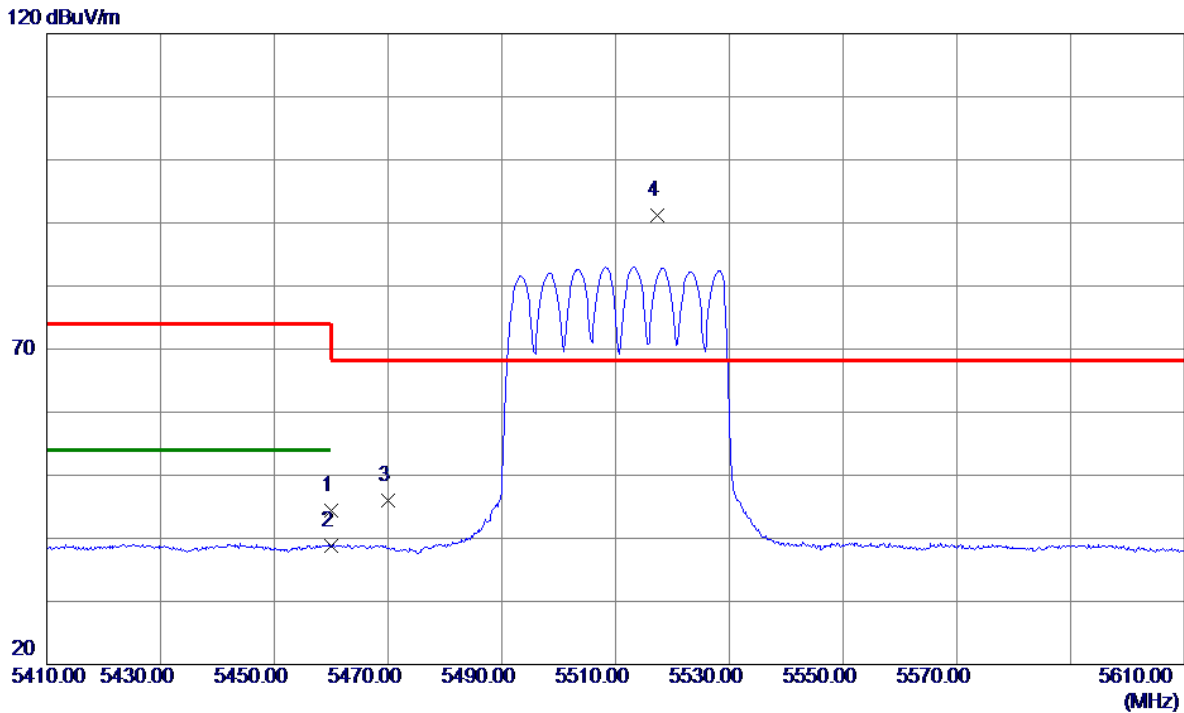


No.	Freq. MHz	Reading Level dBuV/m	Correct Factor dB	Measure ment dBuV/m	Limit dBuV/m	Margin dB	Detector	Comment
1 *	17045.6350	39.33	10.59	49.92	68.20	-18.28	Peak	

REMARKS:

- (1) Measurement Value = Reading Level + Correct Factor.
- (2) Margin Level = Measurement Value - Limit Value.

Test Mode	UNII-2C_TX AX(HE40) Mode 5510 MHz	Polarization	Horizontal
-----------	-----------------------------------	--------------	------------

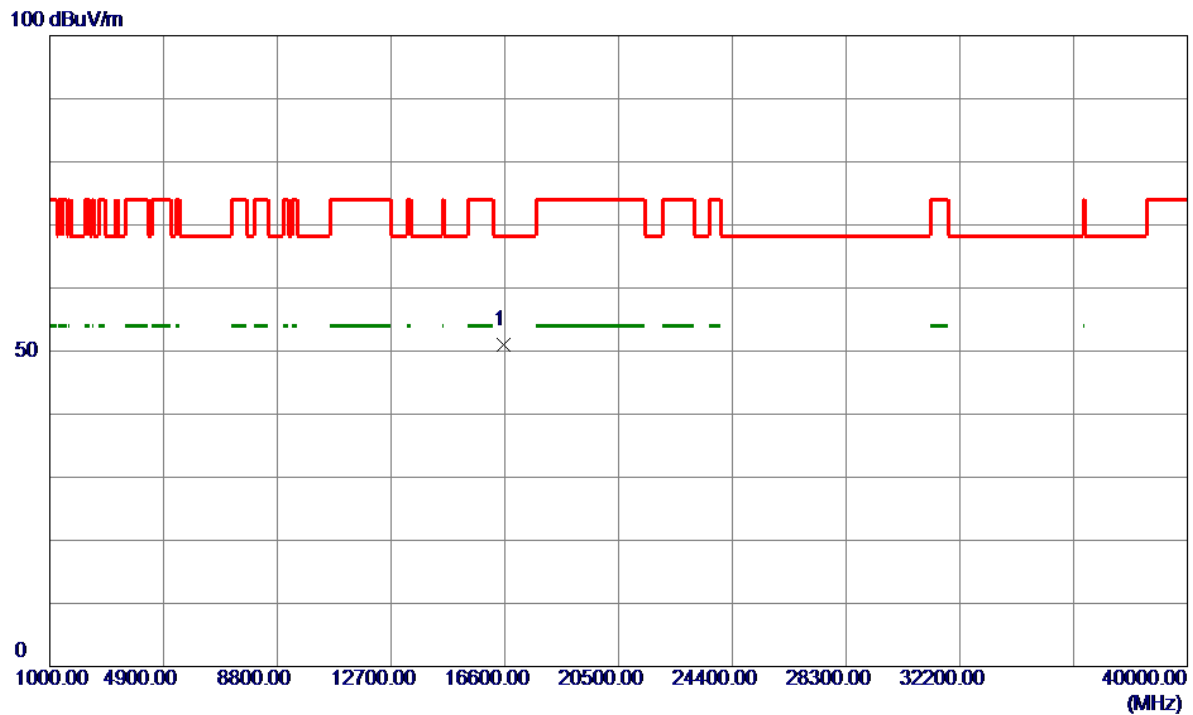


No.	Freq. MHz	Reading Level dBuV/m	Correct Factor dB	Measure ment dBuV/m	Limit dBuV/m	Margin dB	Detector	Comment
1	5460.0000	32.16	12.33	44.49	74.00	-29.51	Peak	
2	5460.0000	26.43	12.33	38.76	54.00	-15.24	AVG	
3	5470.0000	33.67	12.33	46.00	68.20	-22.20	Peak	
4 *	5517.4000	78.75	12.38	91.13	68.20	22.93	Peak	

REMARKS:

- (1) Measurement Value = Reading Level + Correct Factor.
- (2) Margin Level = Measurement Value - Limit Value.

Test Mode	UNII-2C_TX AX(HE40) Mode 5510 MHz	Polarization	Horizontal
-----------	-----------------------------------	--------------	------------

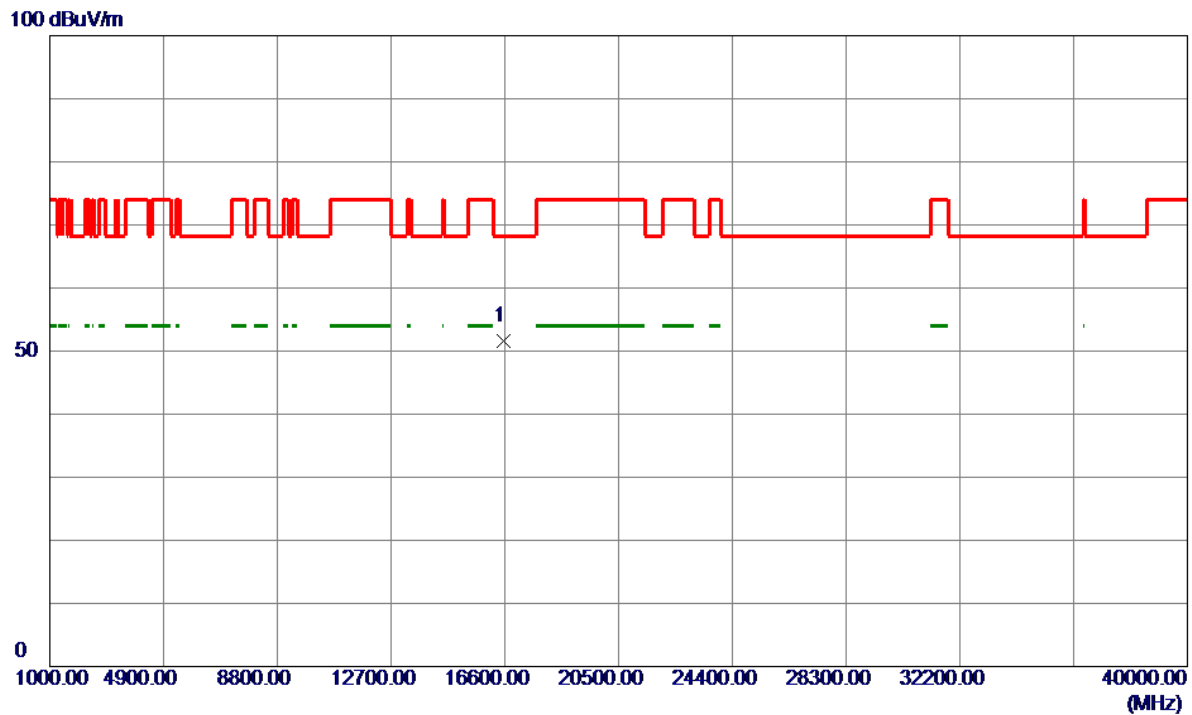


No.	Freq. MHz	Reading Level dBuV/m	Correct Factor dB	Measure ment dBuV/m	Limit dBuV/m	Margin dB	Detector	Comment
1 *	16565.4000	39.95	11.13	51.08	68.20	-17.12	Peak	

REMARKS:

- (1) Measurement Value = Reading Level + Correct Factor.
- (2) Margin Level = Measurement Value - Limit Value.

Test Mode	UNII-2C_TX AX(HE40) Mode 5550 MHz	Polarization	Horizontal
-----------	-----------------------------------	--------------	------------

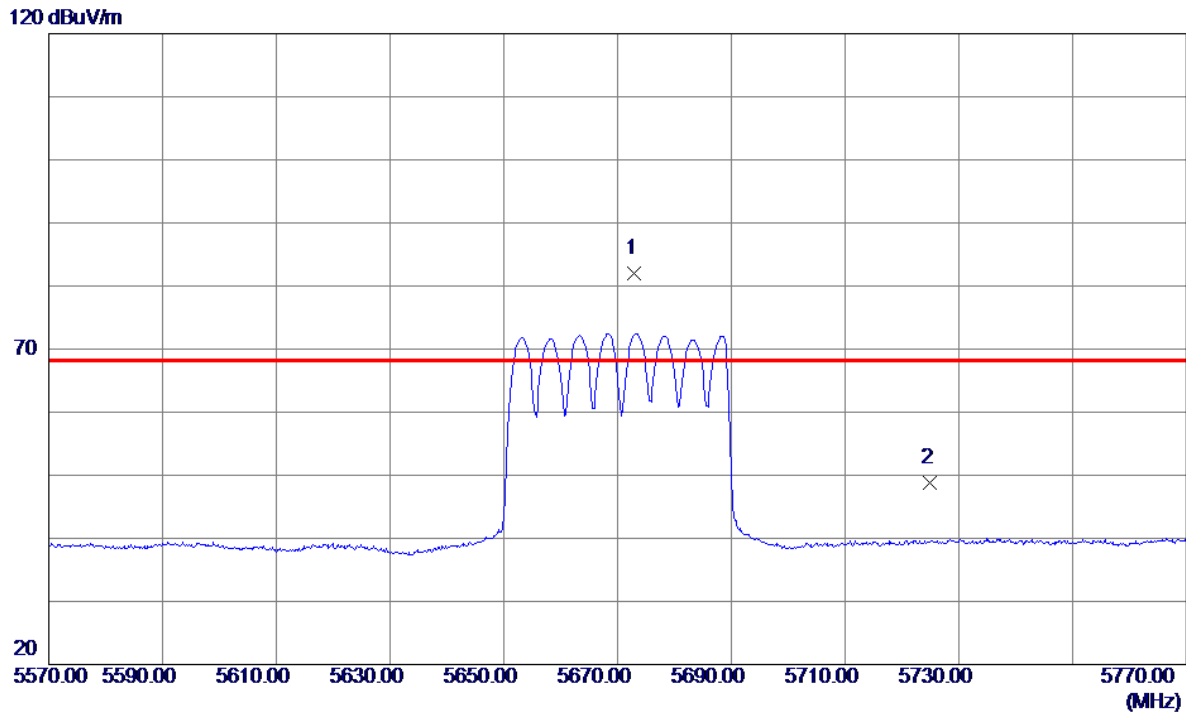


No.	Freq. MHz	Reading Level dBuV/m	Correct Factor dB	Measure ment dBuV/m	Limit dBuV/m	Margin dB	Detector	Comment
1 *	16567.0000	40.39	11.13	51.52	68.20	-16.68	Peak	

REMARKS:

- (1) Measurement Value = Reading Level + Correct Factor.
- (2) Margin Level = Measurement Value - Limit Value.

Test Mode	UNII-2C_TX AX(HE40) Mode 5670 MHz	Polarization	Horizontal
-----------	-----------------------------------	--------------	------------

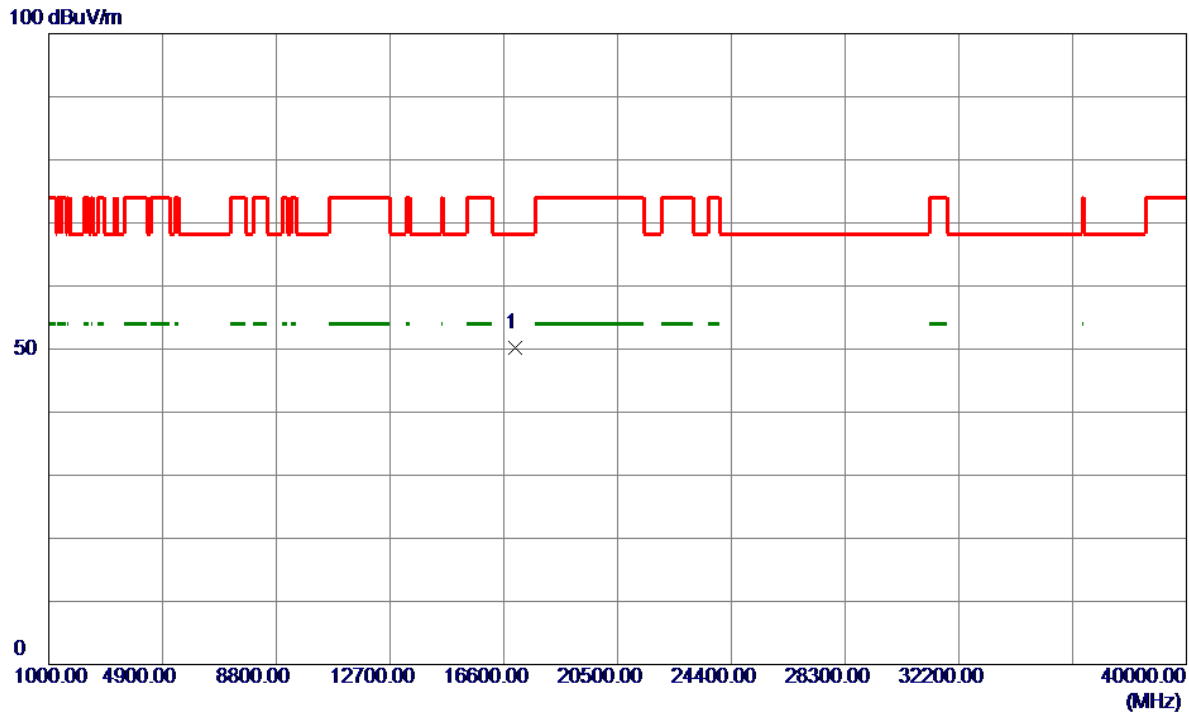


No.	Freq. MHz	Reading Level dBuV/m	Correct Factor dB	Measure ment dBuV/m	Limit dBuV/m	Margin dB	Detector	Comment
1 *	5673.0000	69.22	12.87	82.09	68.20	13.89	Peak	
2	5725.0000	35.68	13.04	48.72	68.20	-19.48	Peak	

REMARKS:

- (1) Measurement Value = Reading Level + Correct Factor.
- (2) Margin Level = Measurement Value - Limit Value.

Test Mode	UNII-2C_TX AX(HE40) Mode 5670 MHz	Polarization	Horizontal
-----------	-----------------------------------	--------------	------------

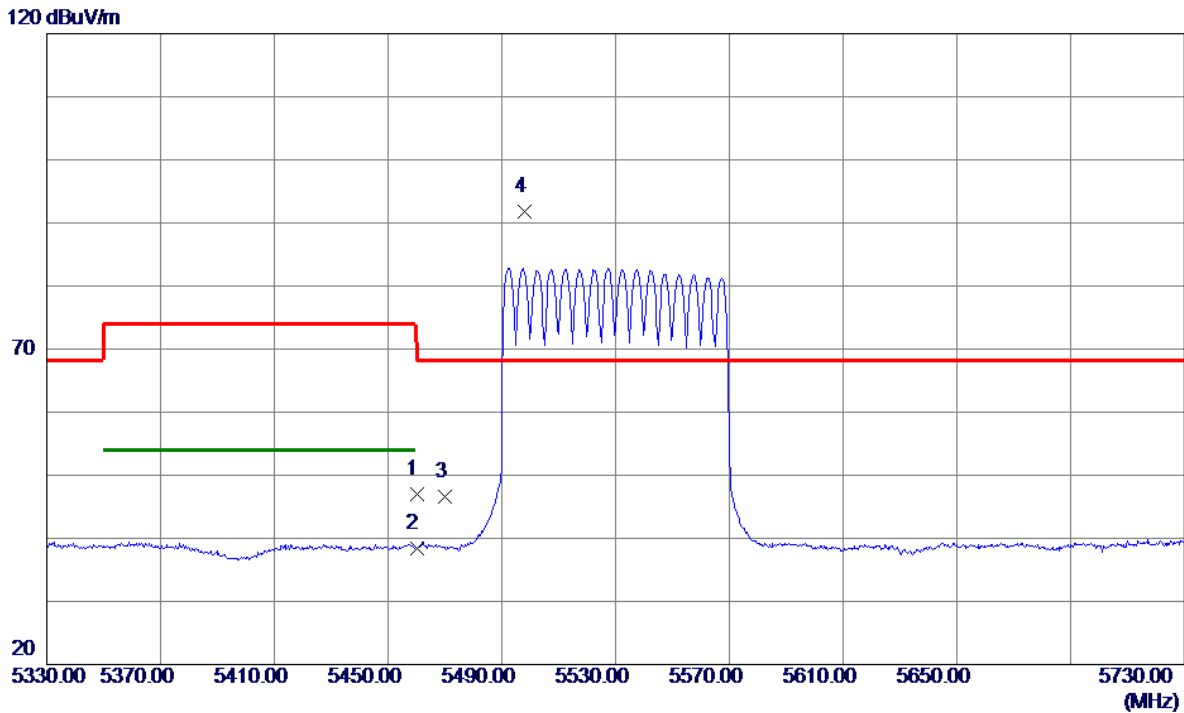


No.	Freq. MHz	Reading Level dBuV/m	Correct Factor dB	Measure ment dBuV/m	Limit dBuV/m	Margin dB	Detector	Comment
1 *	17000.9000	39.58	10.55	50.13	68.20	-18.07	Peak	

REMARKS:

- (1) Measurement Value = Reading Level + Correct Factor.
- (2) Margin Level = Measurement Value - Limit Value.

Test Mode	UNII-2C_TX AX(HE80) Mode 5530 MHz	Polarization	Horizontal
-----------	-----------------------------------	--------------	------------

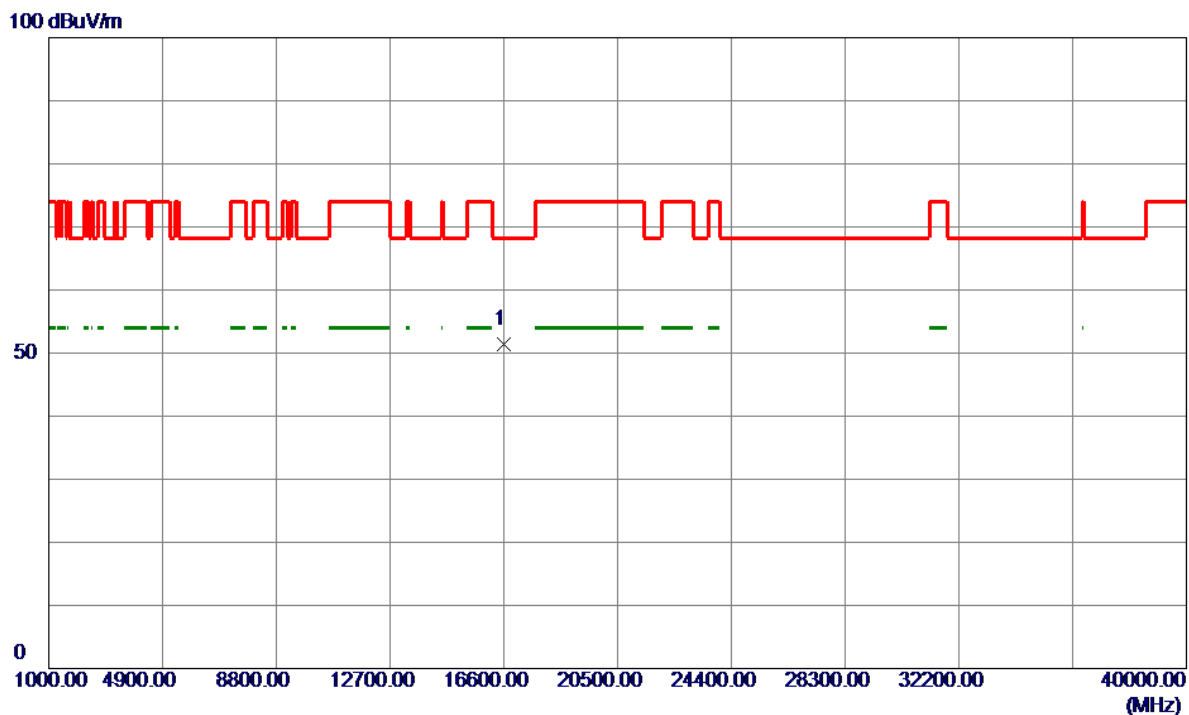


No.	Freq. MHz	Reading Level dBuV/m	Correct Factor dB	Measure ment dBuV/m	Limit dBuV/m	Margin dB	Detector	Comment
1	5460.0000	34.73	12.33	47.06	74.00	-26.94	Peak	
2	5460.0000	26.14	12.33	38.47	54.00	-15.53	AVG	
3	5470.0000	34.36	12.33	46.69	68.20	-21.51	Peak	
4 *	5497.8000	79.56	12.33	91.89	68.20	23.69	Peak	

REMARKS:

- (1) Measurement Value = Reading Level + Correct Factor.
- (2) Margin Level = Measurement Value - Limit Value.

Test Mode	UNII-2C_TX AX(HE80) Mode 5530 MHz	Polarization	Horizontal
-----------	-----------------------------------	--------------	------------

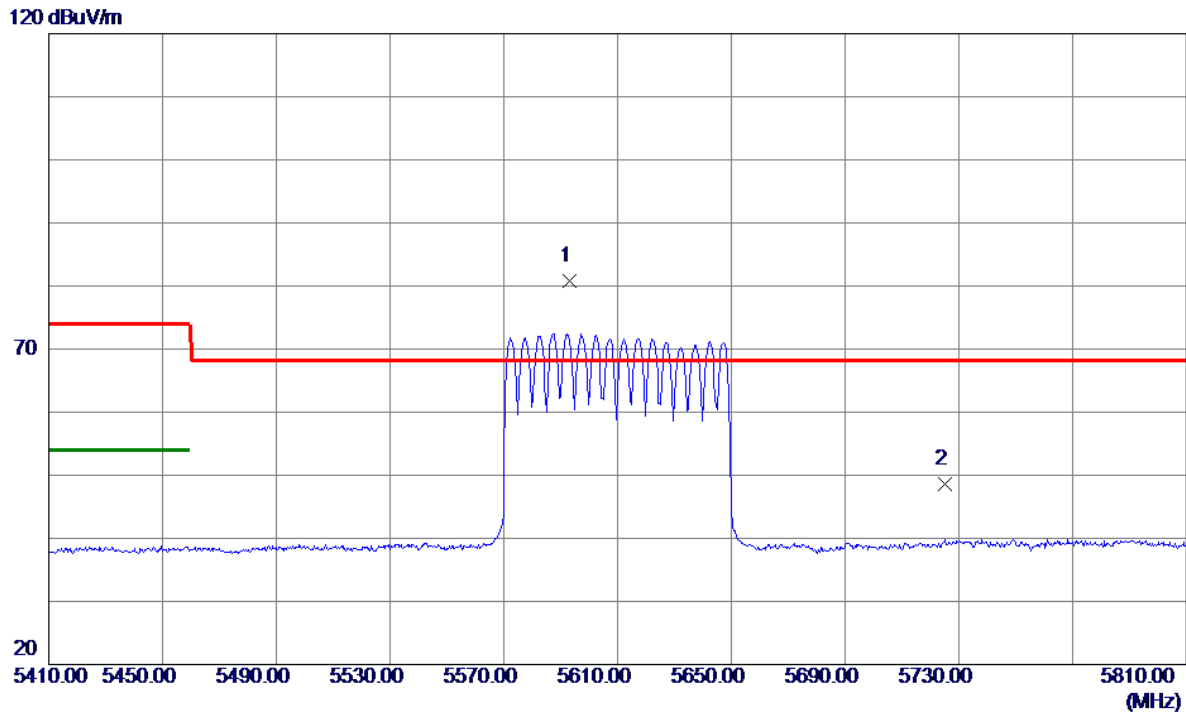


No.	Freq. MHz	Reading Level dBuV/m	Correct Factor dB	Measure ment dBuV/m	Limit dBuV/m	Margin dB	Detector	Comment
1 *	16602.7000	40.28	11.08	51.36	68.20	-16.84	Peak	

REMARKS:

- (1) Measurement Value = Reading Level + Correct Factor.
- (2) Margin Level = Measurement Value - Limit Value.

Test Mode	UNII-2C_TX AX(HE80) Mode 5610 MHz	Polarization	Horizontal
-----------	-----------------------------------	--------------	------------

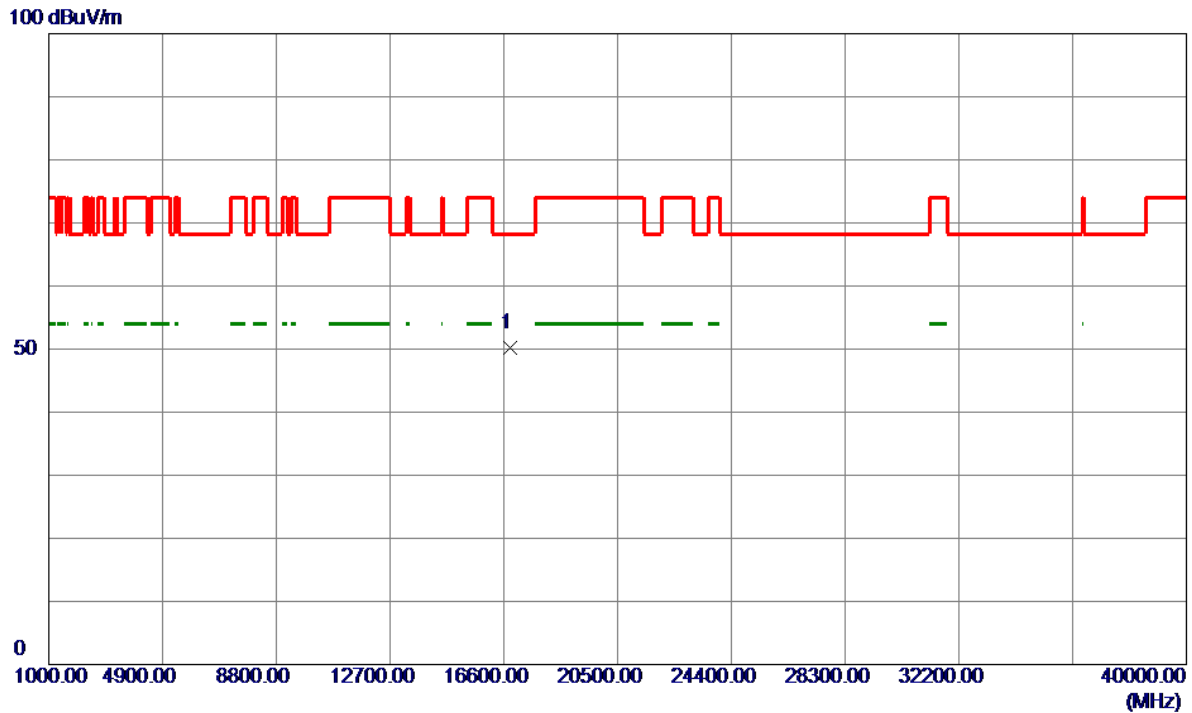


No.	Freq. MHz	Reading Level dBuV/m	Correct Factor dB	Measure ment dBuV/m	Limit dBuV/m	Margin dB	Detector	Comment
1 *	5593.2000	68.17	12.62	80.79	68.20	12.59	Peak	
2	5725.0000	35.65	13.04	48.69	68.20	-19.51	Peak	

REMARKS:

- (1) Measurement Value = Reading Level + Correct Factor.
- (2) Margin Level = Measurement Value - Limit Value.

Test Mode	UNII-2C_TX AX(HE80) Mode 5610 MHz	Polarization	Horizontal
-----------	-----------------------------------	--------------	------------

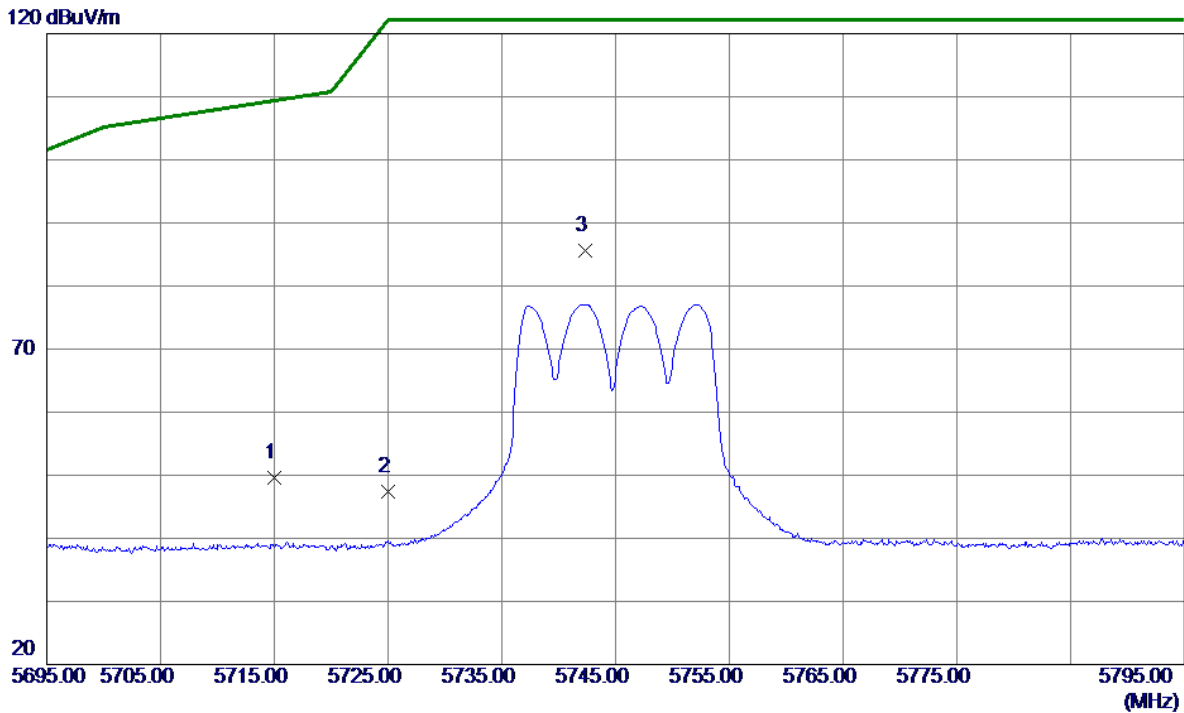


No.	Freq. MHz	Reading Level dBuV/m	Correct Factor dB	Measure ment dBuV/m	Limit dBuV/m	Margin dB	Detector	Comment
1 *	16828.6000	39.41	10.78	50.19	68.20	-18.01	Peak	

REMARKS:

- (1) Measurement Value = Reading Level + Correct Factor.
- (2) Margin Level = Measurement Value - Limit Value.

Test Mode	UNII-3_TX A Mode 5745 MHz	Polarization	Horizontal
-----------	---------------------------	--------------	------------

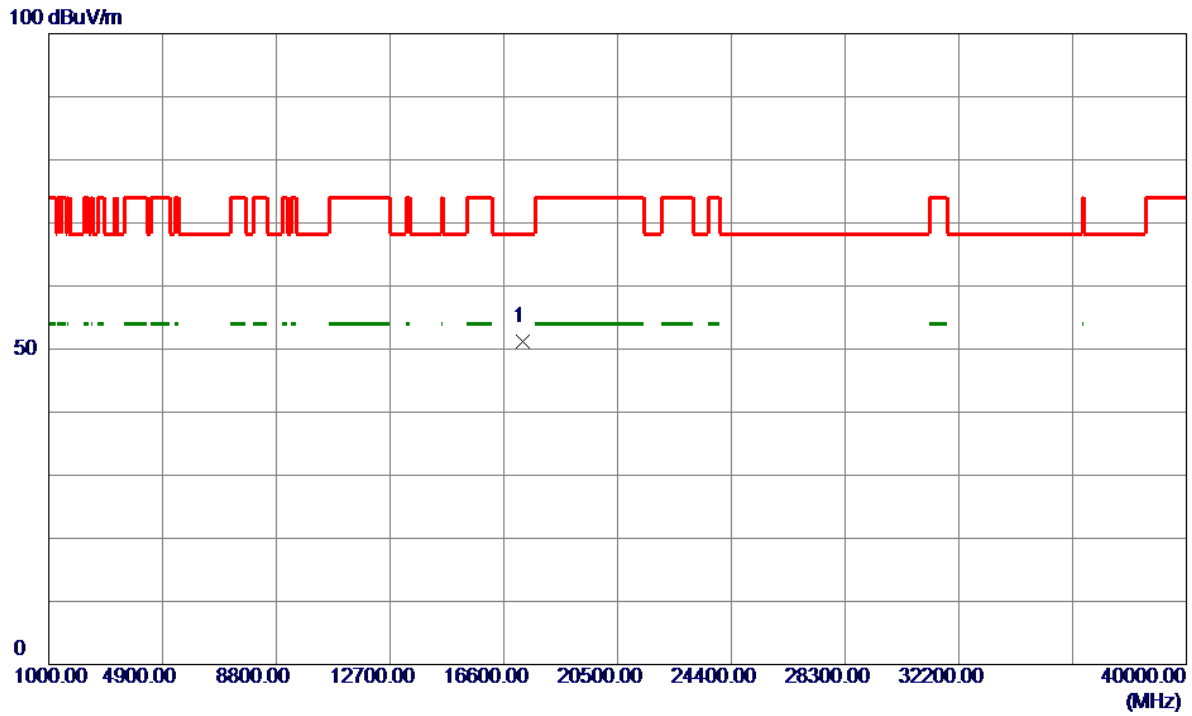


No.	Freq. MHz	Reading Level dBuV/m	Correct Factor dB	Measure ment dBuV/m	Limit dBuV/m	Margin dB	Detector	Comment
1	5715.0000	36.55	13.01	49.56	109.40	-59.84	Peak	
2	5725.0000	34.27	13.04	47.31	122.20	-74.89	Peak	
3 *	5742.3500	72.45	13.09	85.54	122.20	-36.66	Peak	

REMARKS:

- (1) Measurement Value = Reading Level + Correct Factor.
- (2) Margin Level = Measurement Value - Limit Value.

Test Mode	UNII-3_TX A Mode 5745 MHz	Polarization	Horizontal
-----------	---------------------------	--------------	------------

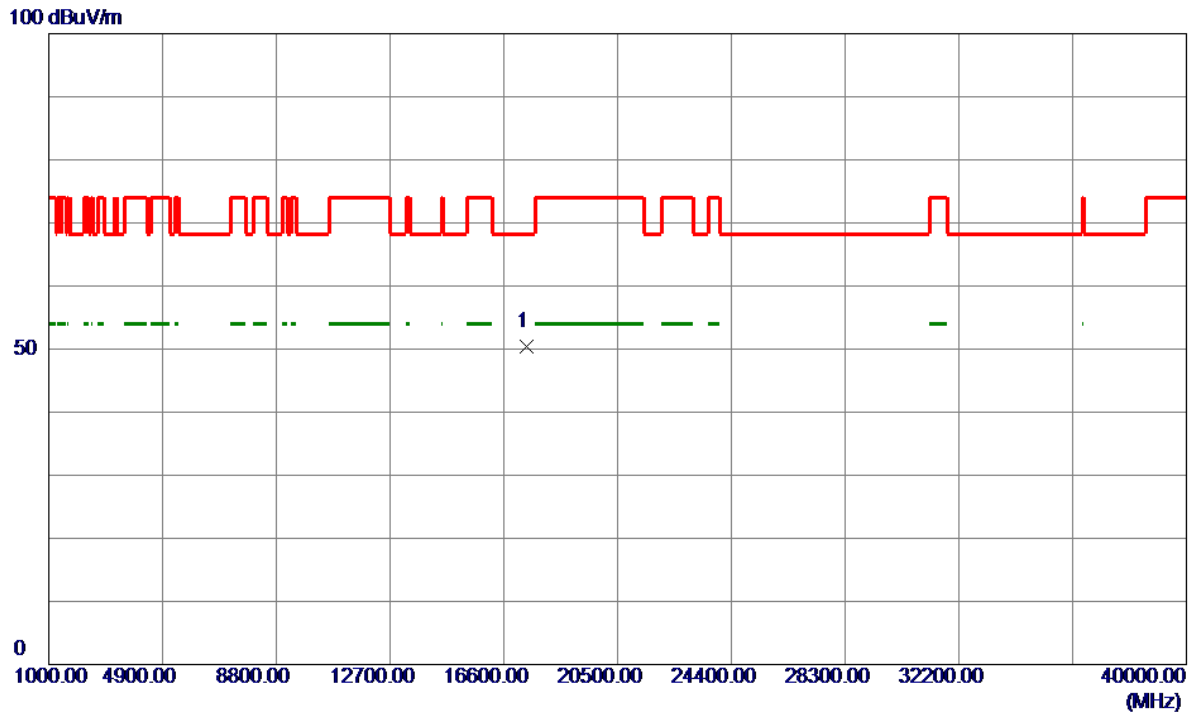


No.	Freq. MHz	Reading Level dBuV/m	Correct Factor dB	Measure ment dBuV/m	Limit dBuV/m	Margin dB	Detector	Comment
1 *	17242.3250	40.49	10.78	51.27	68.20	-16.93	Peak	

REMARKS:

- (1) Measurement Value = Reading Level + Correct Factor.
- (2) Margin Level = Measurement Value - Limit Value.

Test Mode	UNII-3_TX A Mode 5785 MHz	Polarization	Horizontal
-----------	---------------------------	--------------	------------

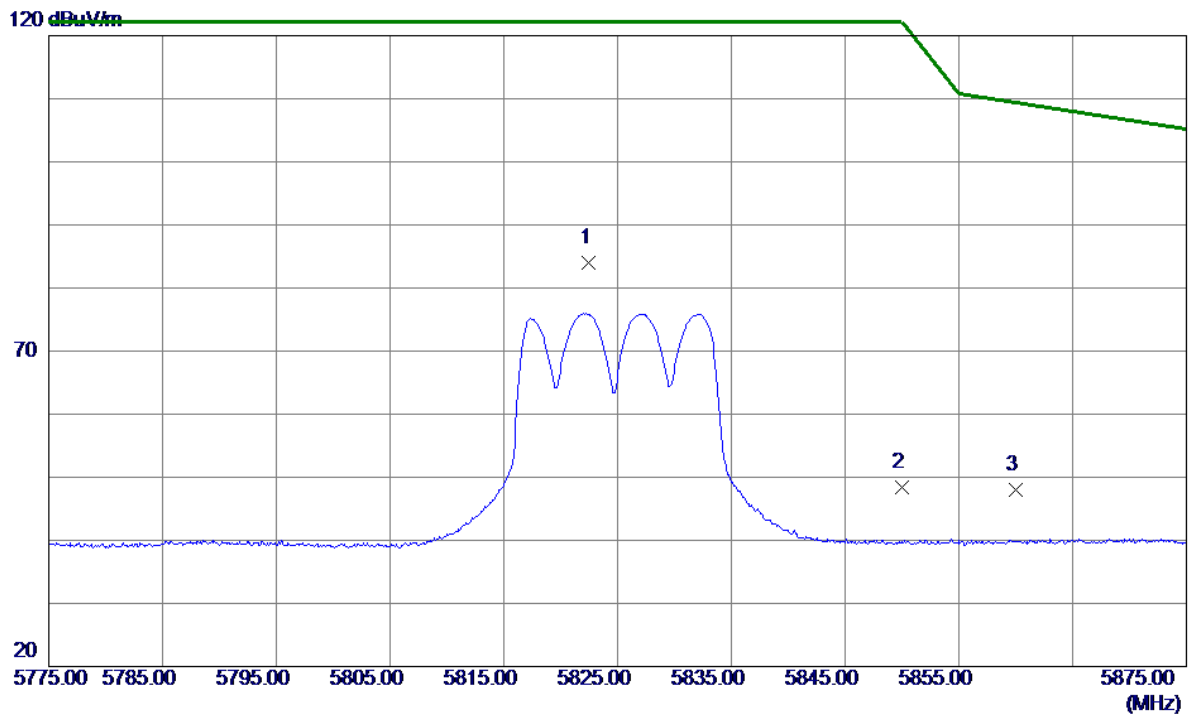


No.	Freq. MHz	Reading Level dBuV/m	Correct Factor dB	Measure ment dBuV/m	Limit dBuV/m	Margin dB	Detector	Comment
1 *	17370.5000	39.50	10.90	50.40	68.20	-17.80	Peak	

REMARKS:

- (1) Measurement Value = Reading Level + Correct Factor.
- (2) Margin Level = Measurement Value - Limit Value.

Test Mode	UNII-3_TX A Mode 5825 MHz	Polarization	Horizontal
-----------	---------------------------	--------------	------------

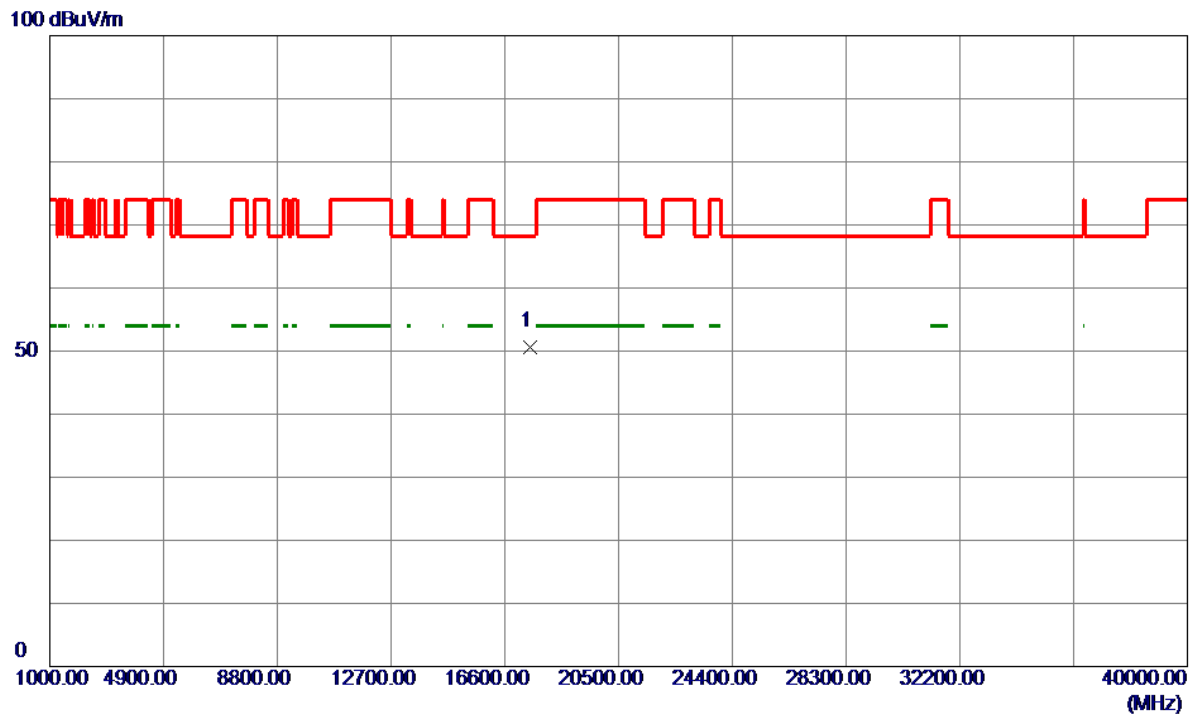


No.	Freq. MHz	Reading Level dBuV/m	Correct Factor dB	Measure ment dBuV/m	Limit dBuV/m	Margin dB	Detector	Comment
1 *	5822.5000	70.68	13.34	84.02	122.20	-38.18	Peak	
2	5850.0000	35.00	13.43	48.43	122.20	-73.77	Peak	
3	5860.0000	34.45	13.46	47.91	109.40	-61.49	Peak	

REMARKS:

- (1) Measurement Value = Reading Level + Correct Factor.
- (2) Margin Level = Measurement Value - Limit Value.

Test Mode	UNII-3_TX A Mode 5825 MHz	Polarization	Horizontal
-----------	---------------------------	--------------	------------

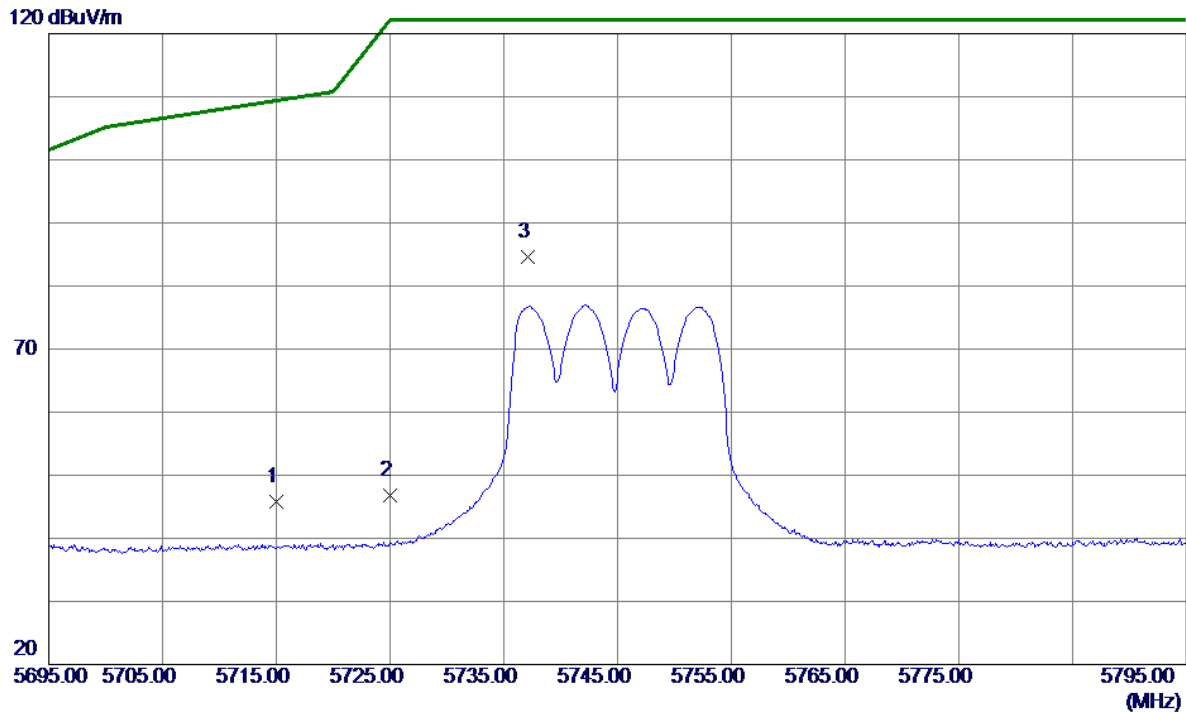


No.	Freq. MHz	Reading Level dBuV/m	Correct Factor dB	Measure ment dBuV/m	Limit dBuV/m	Margin dB	Detector	Comment
1 *	17485.2250	39.69	11.01	50.70	68.20	-17.50	Peak	

REMARKS:

- (1) Measurement Value = Reading Level + Correct Factor.
- (2) Margin Level = Measurement Value - Limit Value.

Test Mode	UNII-3_TX AC(VHT20) Mode 5745 MHz	Polarization	Horizontal
-----------	-----------------------------------	--------------	------------

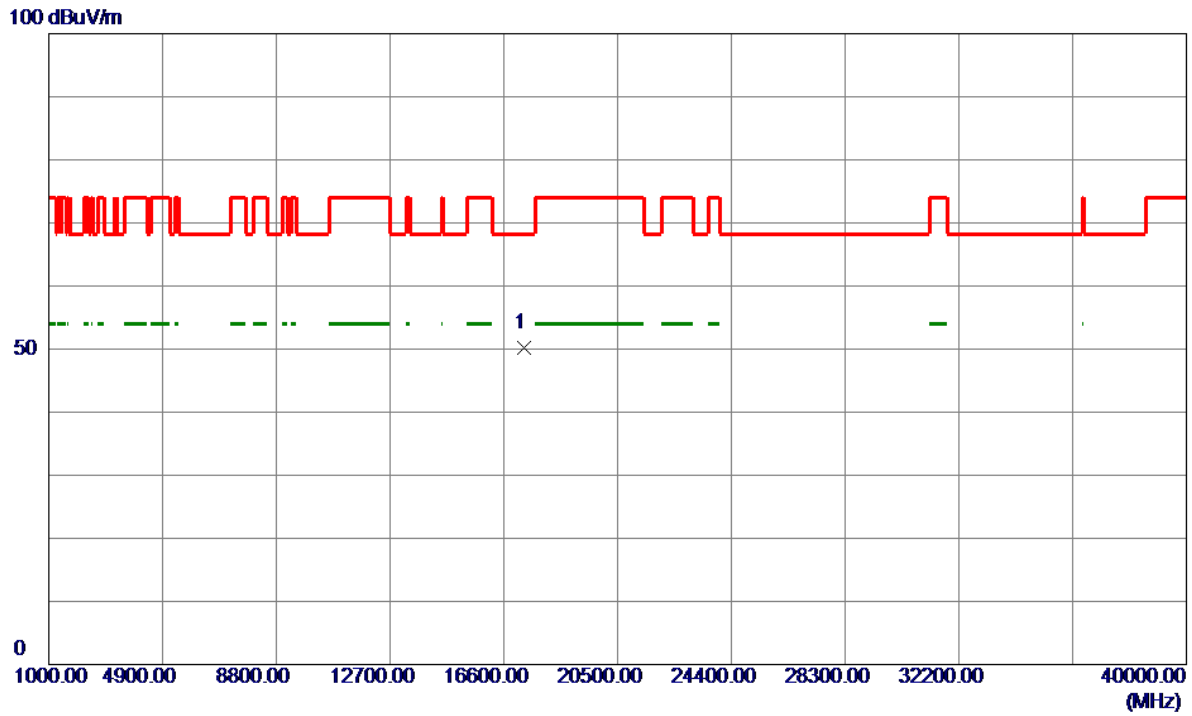


No.	Freq. MHz	Reading Level dBuV/m	Correct Factor dB	Measure ment dBuV/m	Limit dBuV/m	Margin dB	Detector	Comment
1	5715.0000	32.86	13.01	45.87	109.40	-63.53	Peak	
2	5725.0000	33.83	13.04	46.87	122.20	-75.33	Peak	
3 *	5737.1500	71.57	13.07	84.64	122.20	-37.56	Peak	

REMARKS:

- (1) Measurement Value = Reading Level + Correct Factor.
- (2) Margin Level = Measurement Value - Limit Value.

Test Mode	UNII-3_TX AC(VHT20) Mode 5745 MHz	Polarization	Horizontal
-----------	-----------------------------------	--------------	------------

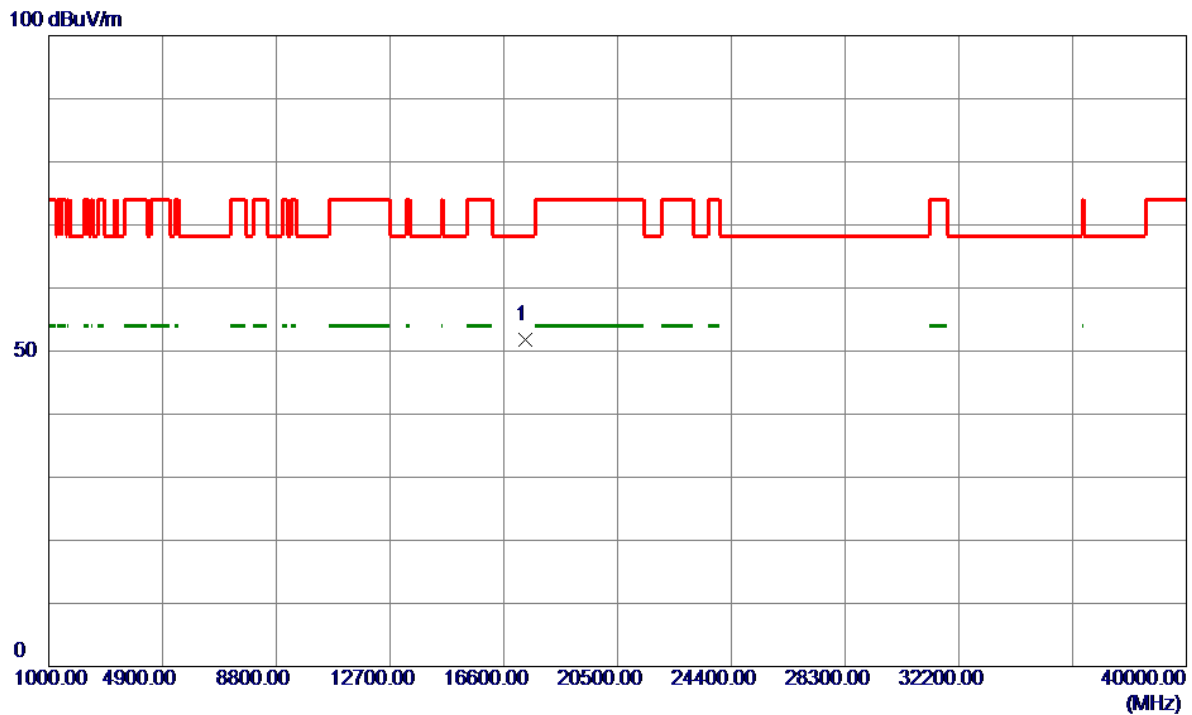


No.	Freq. MHz	Reading Level dBuV/m	Correct Factor dB	Measure ment dBuV/m	Limit dBuV/m	Margin dB	Detector	Comment
1 *	17312.6000	39.36	10.84	50.20	68.20	-18.00	Peak	

REMARKS:

- (1) Measurement Value = Reading Level + Correct Factor.
- (2) Margin Level = Measurement Value - Limit Value.

Test Mode	UNII-3_TX AC(VHT20) Mode 5785 MHz	Polarization	Horizontal
-----------	-----------------------------------	--------------	------------

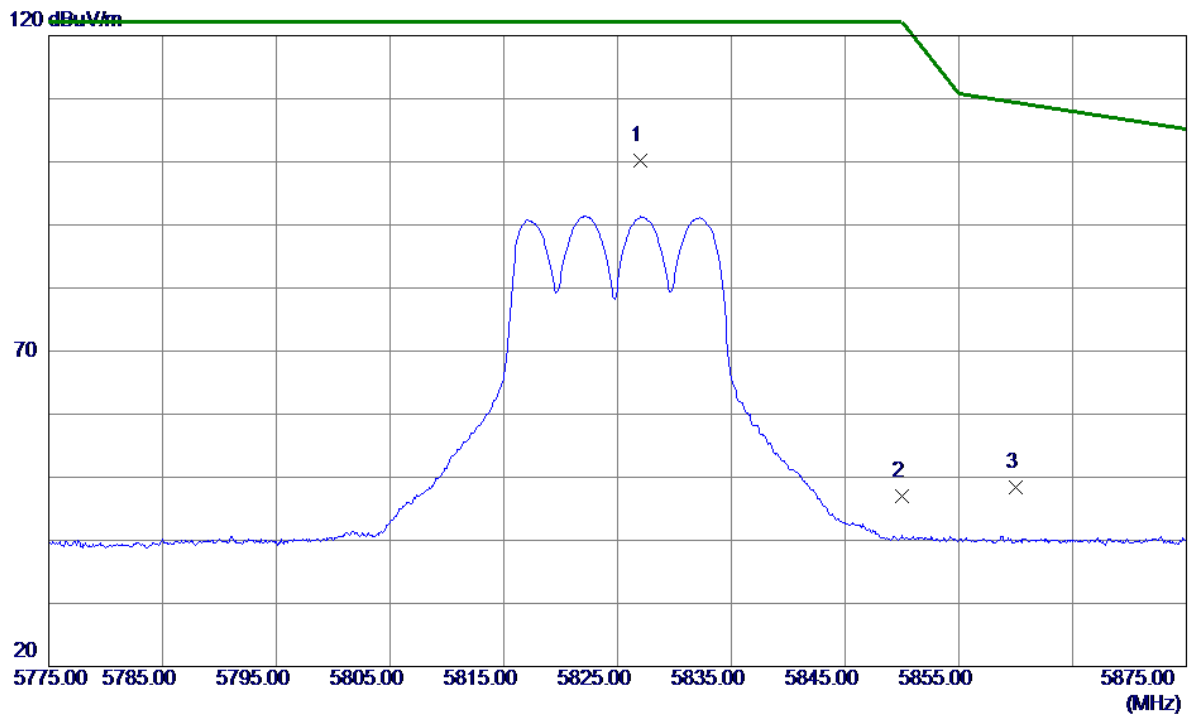


No.	Freq. MHz	Reading Level dBuV/m	Correct Factor dB	Measure ment dBuV/m	Limit dBuV/m	Margin dB	Detector	Comment
1 *	17355.5000	40.97	10.88	51.85	68.20	-16.35	Peak	

REMARKS:

- (1) Measurement Value = Reading Level + Correct Factor.
- (2) Margin Level = Measurement Value - Limit Value.

Test Mode	UNII-3_TX AC(VHT20) Mode 5825 MHz	Polarization	Horizontal
-----------	-----------------------------------	--------------	------------

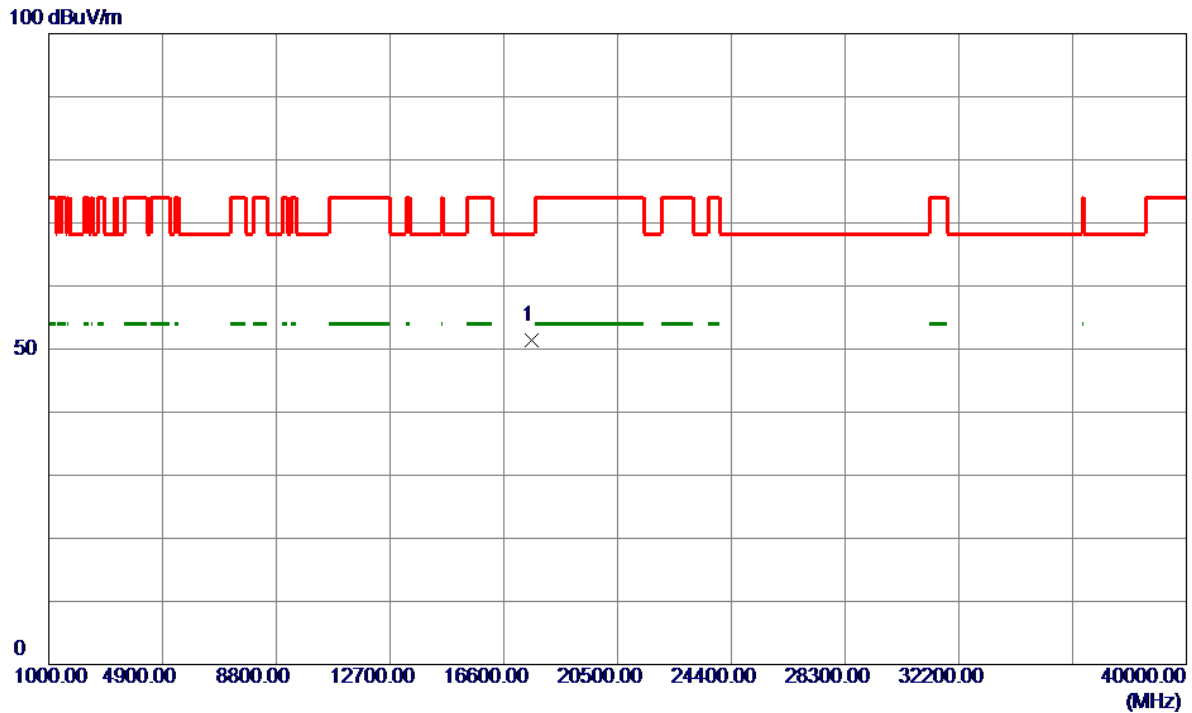


No.	Freq. MHz	Reading Level dBuV/m	Correct Factor dB	Measure ment dBuV/m	Limit dBuV/m	Margin dB	Detector	Comment
1 *	5826.9500	86.82	13.36	100.18	122.20	-22.02	Peak	
2	5850.0000	33.56	13.43	46.99	122.20	-75.21	Peak	
3	5860.0000	34.99	13.46	48.45	109.40	-60.95	Peak	

REMARKS:

- (1) Measurement Value = Reading Level + Correct Factor.
- (2) Margin Level = Measurement Value - Limit Value.

Test Mode	UNII-3_TX AC(VHT20) Mode 5825 MHz	Polarization	Horizontal
-----------	-----------------------------------	--------------	------------

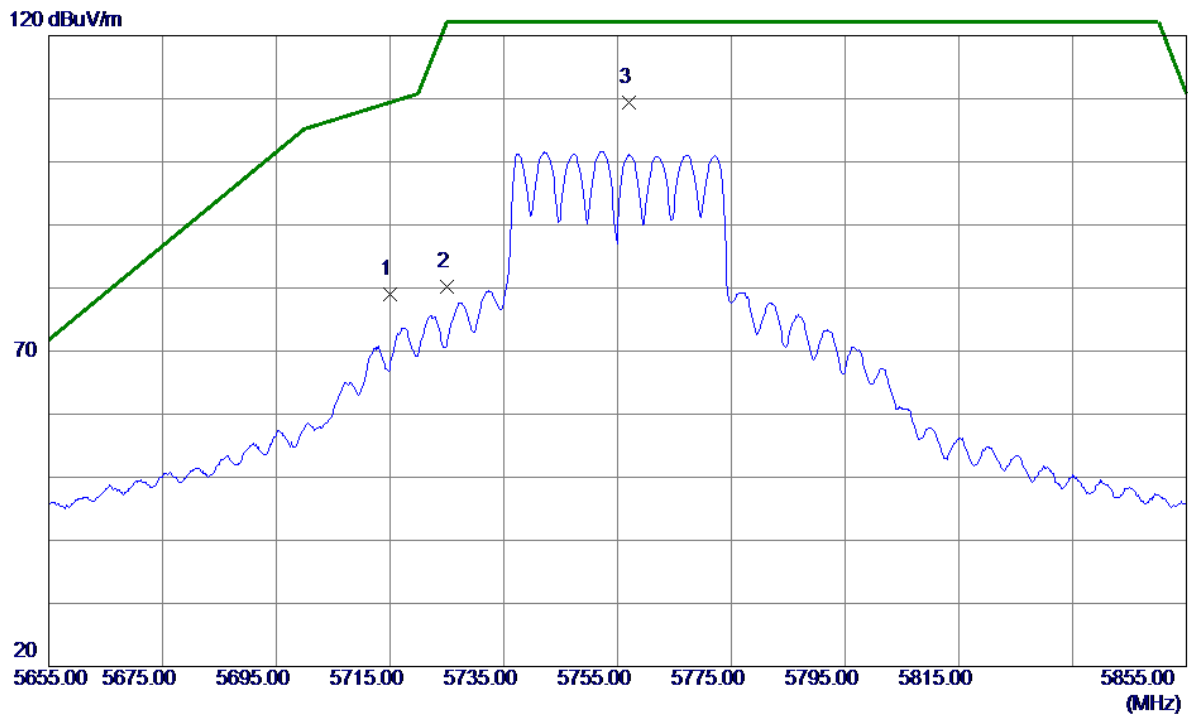


No.	Freq. MHz	Reading Level dBuV/m	Correct Factor dB	Measure ment dBuV/m	Limit dBuV/m	Margin dB	Detector	Comment
1 *	17559.5000	40.30	11.07	51.37	68.20	-16.83	Peak	

REMARKS:

- (1) Measurement Value = Reading Level + Correct Factor.
- (2) Margin Level = Measurement Value - Limit Value.

Test Mode	UNII-3_TX AC(VHT40) Mode 5755 MHz	Polarization	Horizontal
-----------	-----------------------------------	--------------	------------

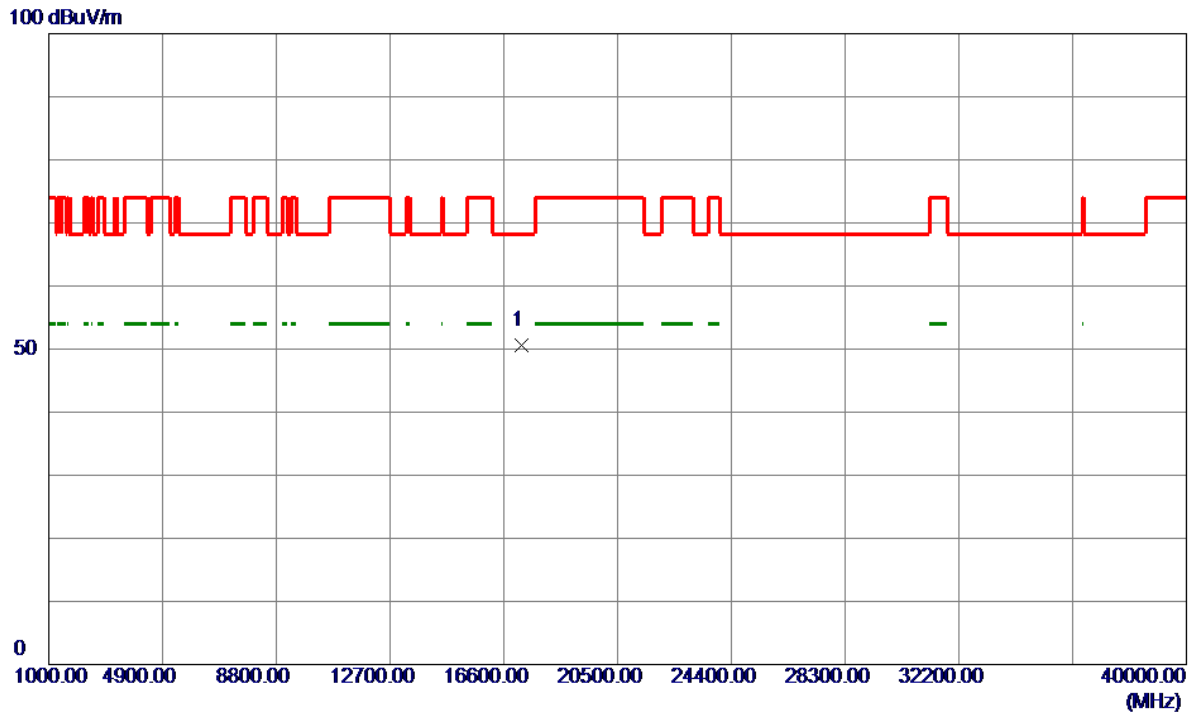


No.	Freq. MHz	Reading Level dBuV/m	Correct Factor dB	Measure ment dBuV/m	Limit dBuV/m	Margin dB	Detector	Comment
1	5715.0000	65.94	13.01	78.95	109.40	-30.45	Peak	
2	5725.0000	67.08	13.04	80.12	122.20	-42.08	Peak	
3 *	5757.0000	96.19	13.14	109.33	122.20	-12.87	Peak	

REMARKS:

- (1) Measurement Value = Reading Level + Correct Factor.
- (2) Margin Level = Measurement Value - Limit Value.

Test Mode	UNII-3_TX AC(VHT40) Mode 5755 MHz	Polarization	Horizontal
-----------	-----------------------------------	--------------	------------

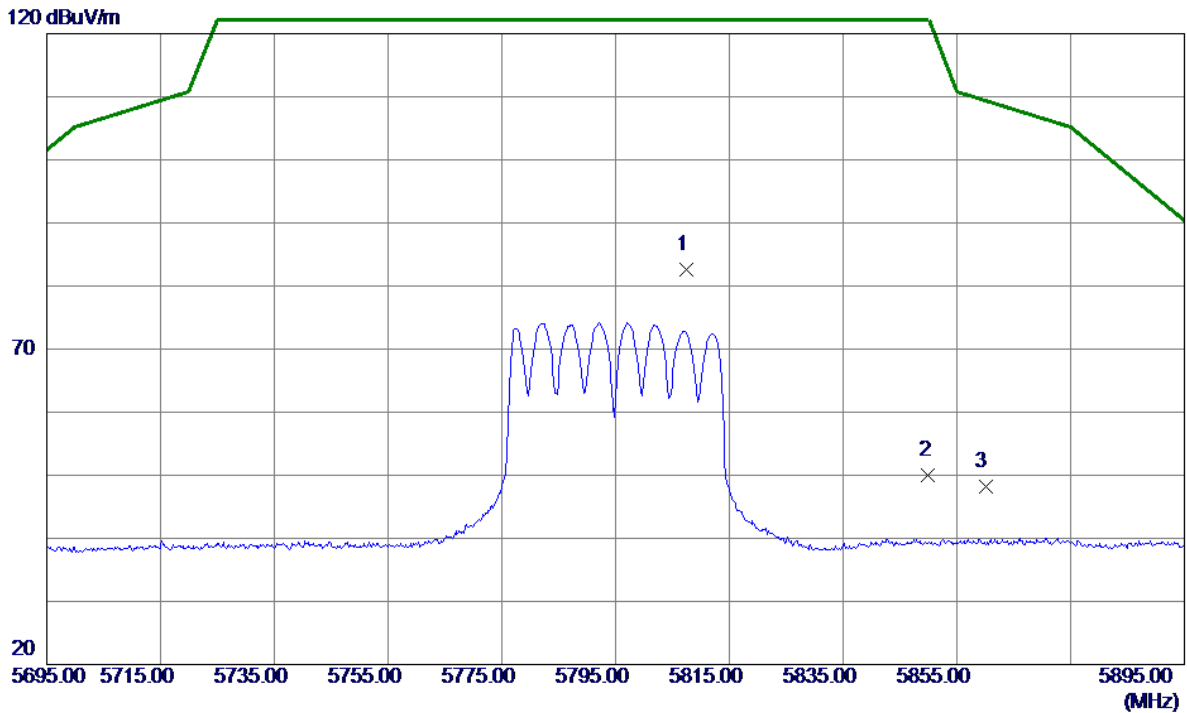


No.	Freq. MHz	Reading Level dBuV/m	Correct Factor dB	Measure ment dBuV/m	Limit dBuV/m	Margin dB	Detector	Comment
1 *	17217.5000	39.87	10.75	50.62	68.20	-17.58	Peak	

REMARKS:

- (1) Measurement Value = Reading Level + Correct Factor.
- (2) Margin Level = Measurement Value - Limit Value.

Test Mode	UNII-3_TX AC(VHT40) Mode 5795 MHz	Polarization	Horizontal
-----------	-----------------------------------	--------------	------------

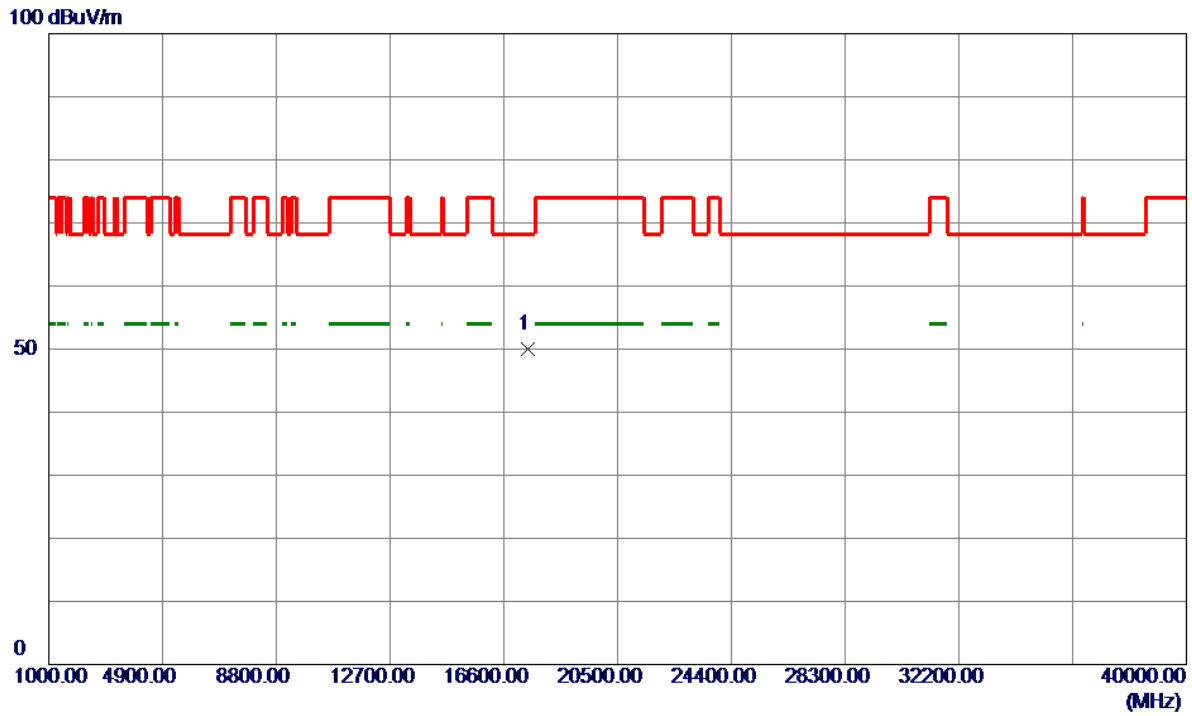


No.	Freq. MHz	Reading Level dBuV/m	Correct Factor dB	Measure ment dBuV/m	Limit dBuV/m	Margin dB	Detector	Comment
1 *	5807.5000	69.25	13.30	82.55	122.20	-39.65	Peak	
2	5850.0000	36.64	13.43	50.07	122.20	-72.13	Peak	
3	5860.0000	34.81	13.46	48.27	109.40	-61.13	Peak	

REMARKS:

- (1) Measurement Value = Reading Level + Correct Factor.
- (2) Margin Level = Measurement Value - Limit Value.

Test Mode	UNII-3_TX AC(VHT40) Mode 5795 MHz	Polarization	Horizontal
-----------	-----------------------------------	--------------	------------

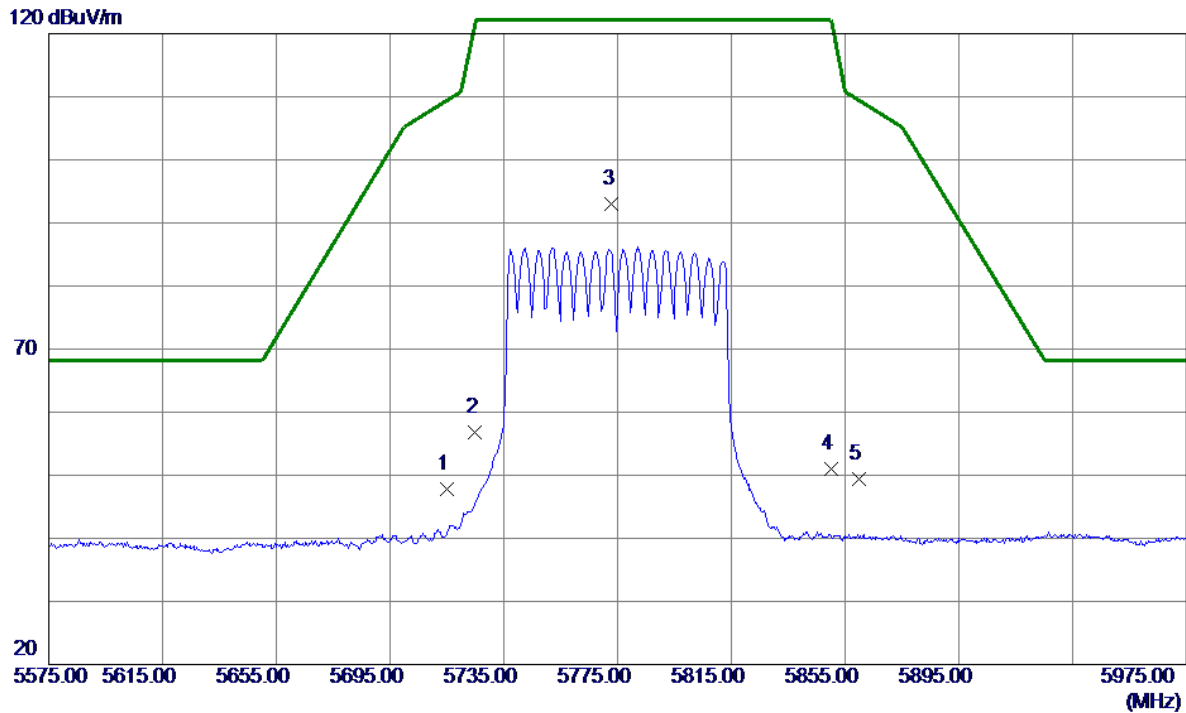


No.	Freq. MHz	Reading Level dBuV/m	Correct Factor dB	Measure ment dBuV/m	Limit dBuV/m	Margin dB	Detector	Comment
1 *	17405.2000	39.14	10.93	50.07	68.20	-18.13	Peak	

REMARKS:

- (1) Measurement Value = Reading Level + Correct Factor.
- (2) Margin Level = Measurement Value - Limit Value.

Test Mode	UNII-3_TX AC(VHT80) Mode 5775 MHz	Polarization	Horizontal
-----------	-----------------------------------	--------------	------------

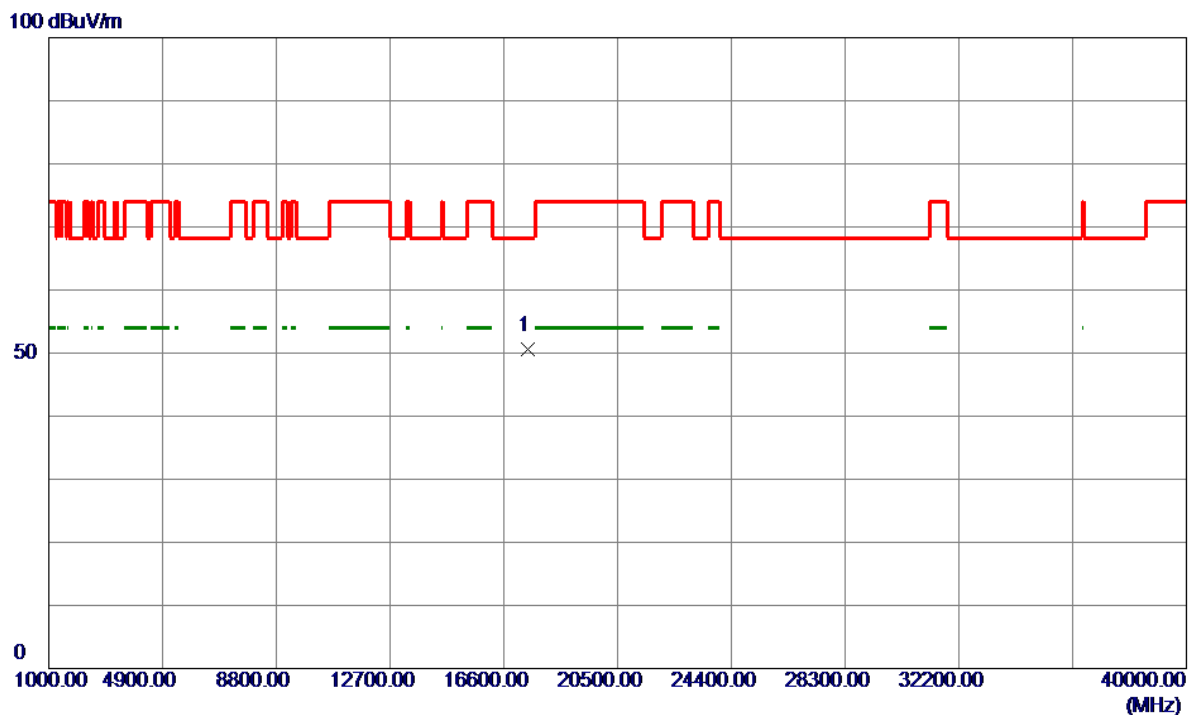


No.	Freq. MHz	Reading Level dBuV/m	Correct Factor dB	Measure ment dBuV/m	Limit dBuV/m	Margin dB	Detector	Comment
1	5715.0000	34.71	13.01	47.72	109.40	-61.68	Peak	
2	5725.0000	43.80	13.04	56.84	122.20	-65.36	Peak	
3 *	5773.0000	79.71	13.19	92.90	122.20	-29.30	Peak	
4	5850.0000	37.59	13.43	51.02	122.20	-71.18	Peak	
5	5860.0000	35.86	13.46	49.32	109.40	-60.08	Peak	

REMARKS:

- (1) Measurement Value = Reading Level + Correct Factor.
- (2) Margin Level = Measurement Value - Limit Value.

Test Mode	UNII-3_TX AC(VHT80) Mode 5775 MHz	Polarization	Horizontal
-----------	-----------------------------------	--------------	------------

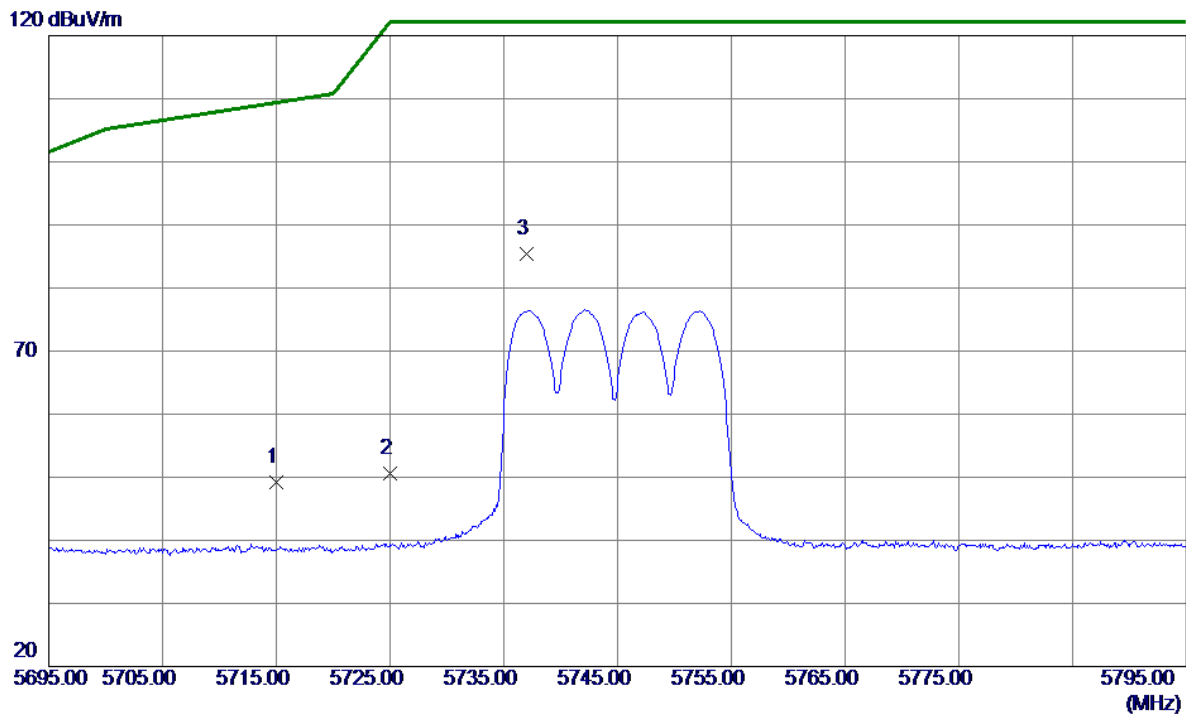


No.	Freq. MHz	Reading Level dBuV/m	Correct Factor dB	Measure ment dBuV/m	Limit dBuV/m	Margin dB	Detector	Comment
1 *	17418.5000	39.56	10.94	50.50	68.20	-17.70	Peak	

REMARKS:

- (1) Measurement Value = Reading Level + Correct Factor.
- (2) Margin Level = Measurement Value - Limit Value.

Test Mode	UNII-3_TX AX(HE20) Mode 5745 MHz	Polarization	Horizontal
-----------	----------------------------------	--------------	------------

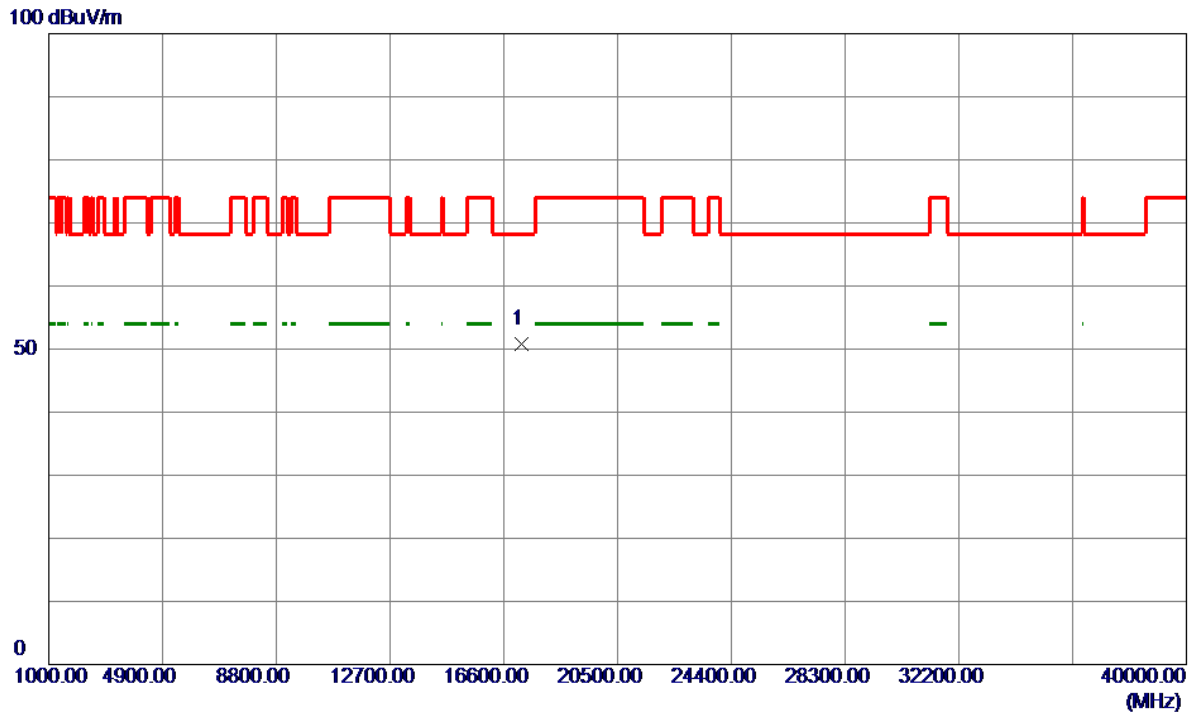


No.	Freq. MHz	Reading Level dBuV/m	Correct Factor dB	Measure ment dBuV/m	Limit dBuV/m	Margin dB	Detector	Comment
1	5715.0000	36.10	13.01	49.11	109.40	-60.29	Peak	
2	5725.0000	37.53	13.04	50.57	122.20	-71.63	Peak	
3 *	5737.0000	72.25	13.07	85.32	122.20	-36.88	Peak	

REMARKS:

- (1) Measurement Value = Reading Level + Correct Factor.
- (2) Margin Level = Measurement Value - Limit Value.

Test Mode	UNII-3_TX AX(HE20) Mode 5745 MHz	Polarization	Horizontal
-----------	----------------------------------	--------------	------------

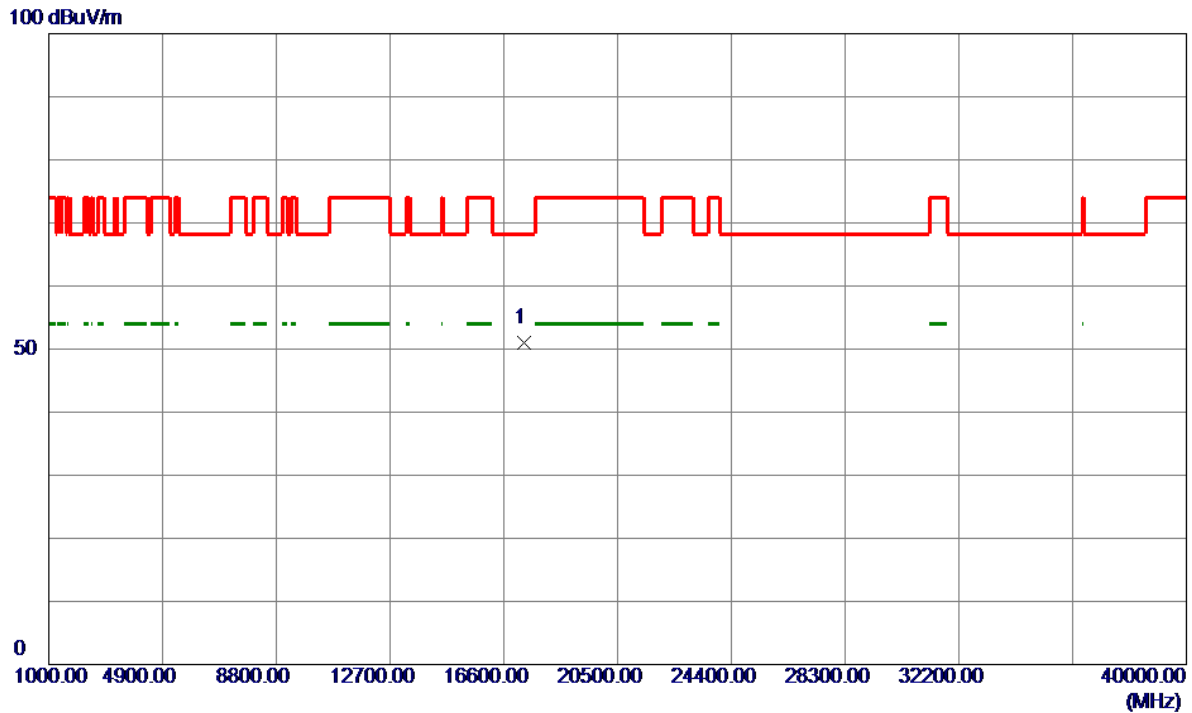


No.	Freq. MHz	Reading Level dBuV/m	Correct Factor dB	Measure ment dBuV/m	Limit dBuV/m	Margin dB	Detector	Comment
1 *	17219.7280	40.04	10.76	50.80	68.20	-17.40	Peak	

REMARKS:

- (1) Measurement Value = Reading Level + Correct Factor.
- (2) Margin Level = Measurement Value - Limit Value.

Test Mode	UNII-3_TX AX(HE20) Mode 5785 MHz	Polarization	Horizontal
-----------	----------------------------------	--------------	------------

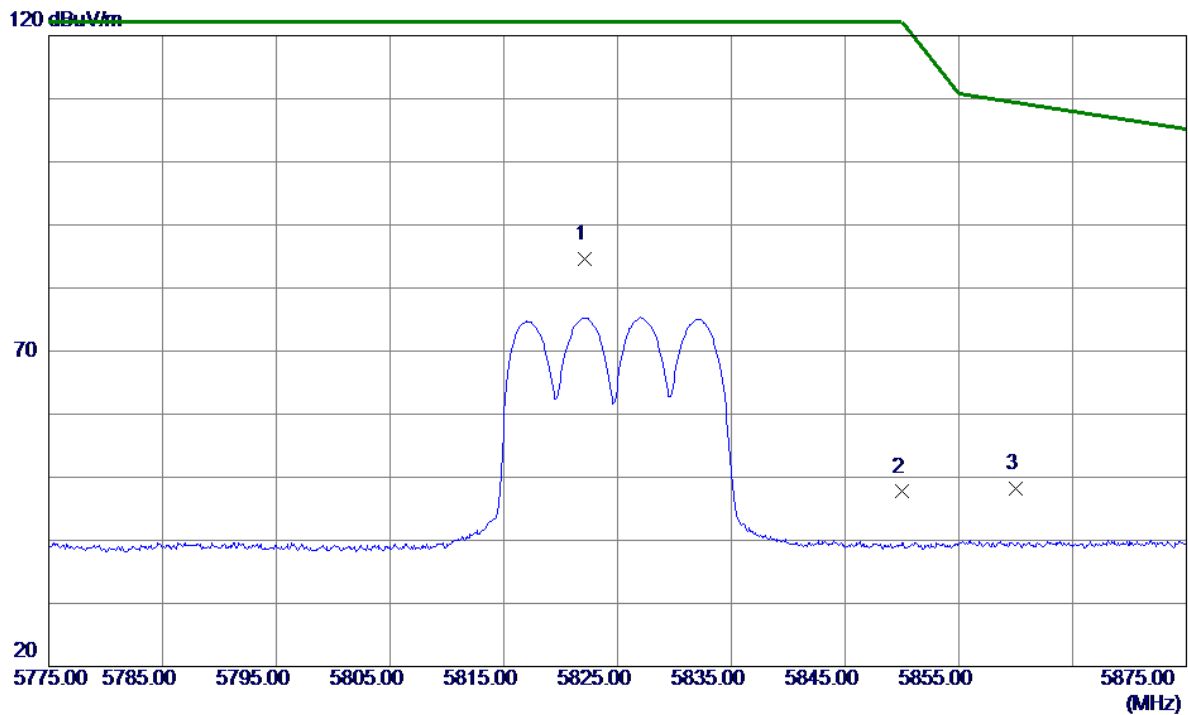


No.	Freq. MHz	Reading Level dBuV/m	Correct Factor dB	Measure ment dBuV/m	Limit dBuV/m	Margin dB	Detector	Comment
1 *	17313.5000	40.17	10.84	51.01	68.20	-17.19	Peak	

REMARKS:

- (1) Measurement Value = Reading Level + Correct Factor.
- (2) Margin Level = Measurement Value - Limit Value.

Test Mode	UNII-3_TX AX(HE20) Mode 5825 MHz	Polarization	Horizontal
-----------	----------------------------------	--------------	------------

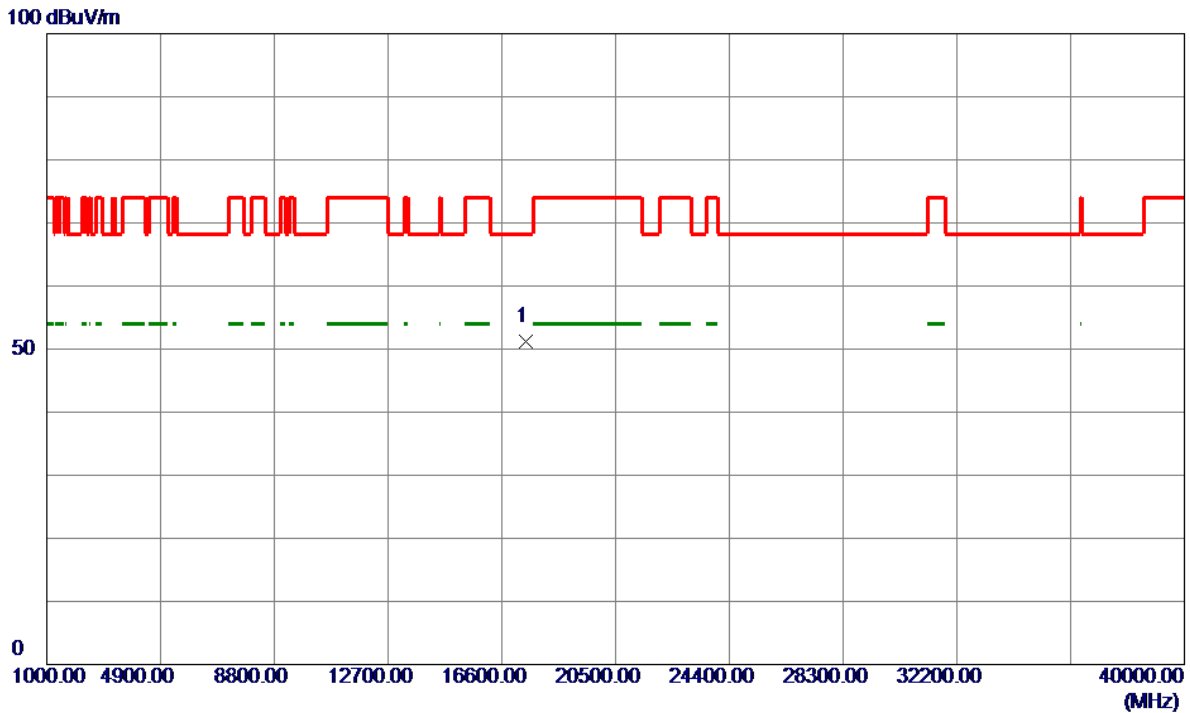


No.	Freq. MHz	Reading Level dBuV/m	Correct Factor dB	Measure ment dBuV/m	Limit dBuV/m	Margin dB	Detector	Comment
1 *	5822.1000	71.29	13.34	84.63	122.20	-37.57	Peak	
2	5850.0000	34.27	13.43	47.70	122.20	-74.50	Peak	
3	5860.0000	34.71	13.46	48.17	109.40	-61.23	Peak	

REMARKS:

- (1) Measurement Value = Reading Level + Correct Factor.
- (2) Margin Level = Measurement Value - Limit Value.

Test Mode	UNII-3_TX AX(HE20) Mode 5825 MHz	Polarization	Horizontal
-----------	----------------------------------	--------------	------------

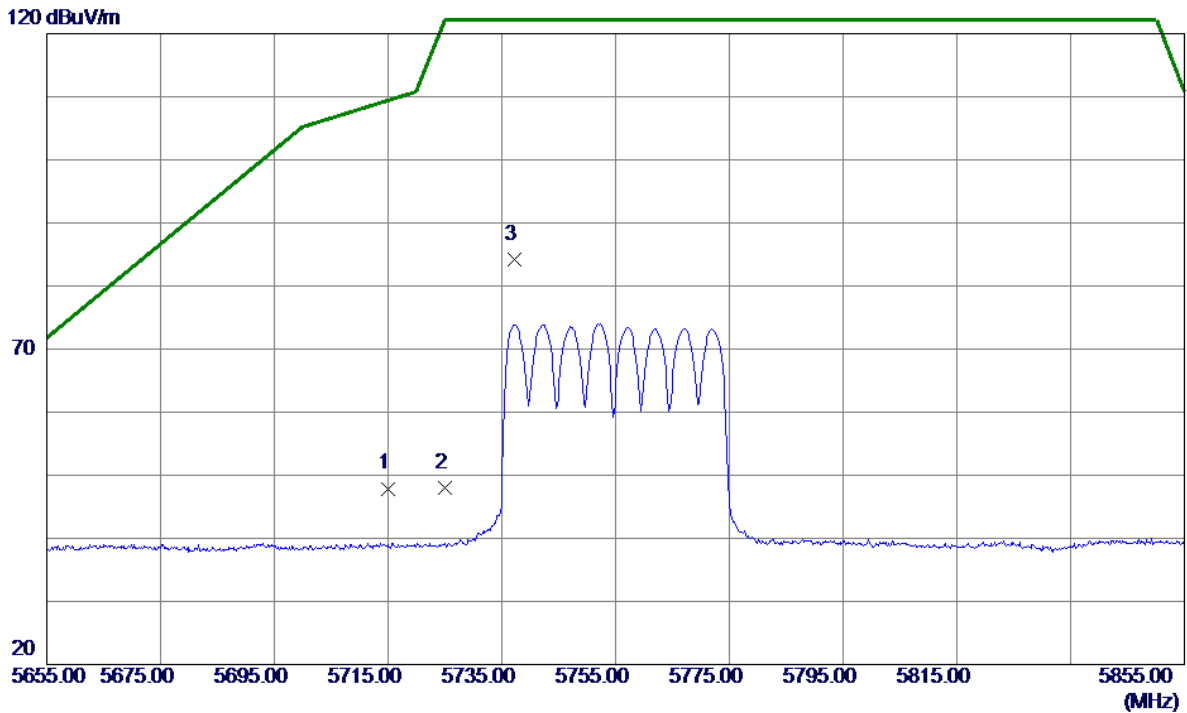


No.	Freq. MHz	Reading Level dBuV/m	Correct Factor dB	Measure ment dBuV/m	Limit dBuV/m	Margin dB	Detector	Comment
1 *	17443.5429	40.20	10.97	51.17	68.20	-17.03	Peak	

REMARKS:

- (1) Measurement Value = Reading Level + Correct Factor.
- (2) Margin Level = Measurement Value - Limit Value.

Test Mode	UNII-3_TX AX(HE40) Mode 5755 MHz	Polarization	Horizontal
-----------	----------------------------------	--------------	------------

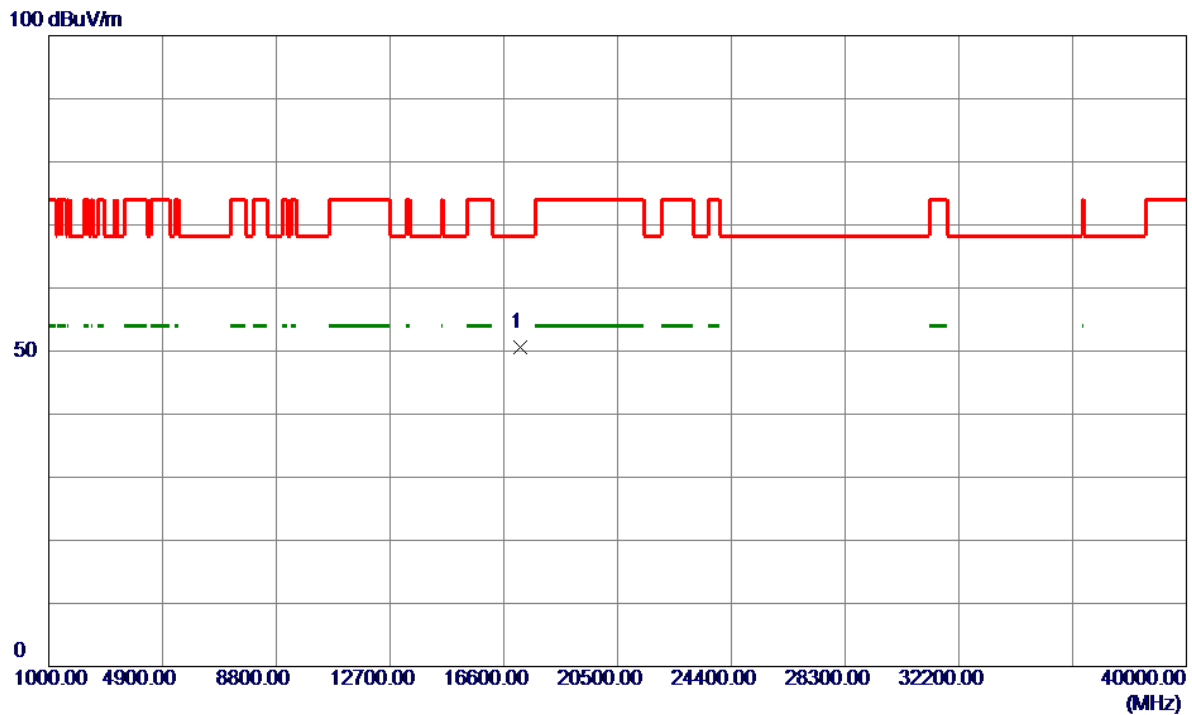


No.	Freq. MHz	Reading Level dBuV/m	Correct Factor dB	Measure ment dBuV/m	Limit dBuV/m	Margin dB	Detector	Comment
1	5715.0000	34.89	13.01	47.90	109.40	-61.50	Peak	
2	5725.0000	35.03	13.04	48.07	122.20	-74.13	Peak	
3 *	5737.3000	71.21	13.08	84.29	122.20	-37.91	Peak	

REMARKS:

- (1) Measurement Value = Reading Level + Correct Factor.
- (2) Margin Level = Measurement Value - Limit Value.

Test Mode	UNII-3_TX AX(HE40) Mode 5755 MHz	Polarization	Horizontal
-----------	----------------------------------	--------------	------------

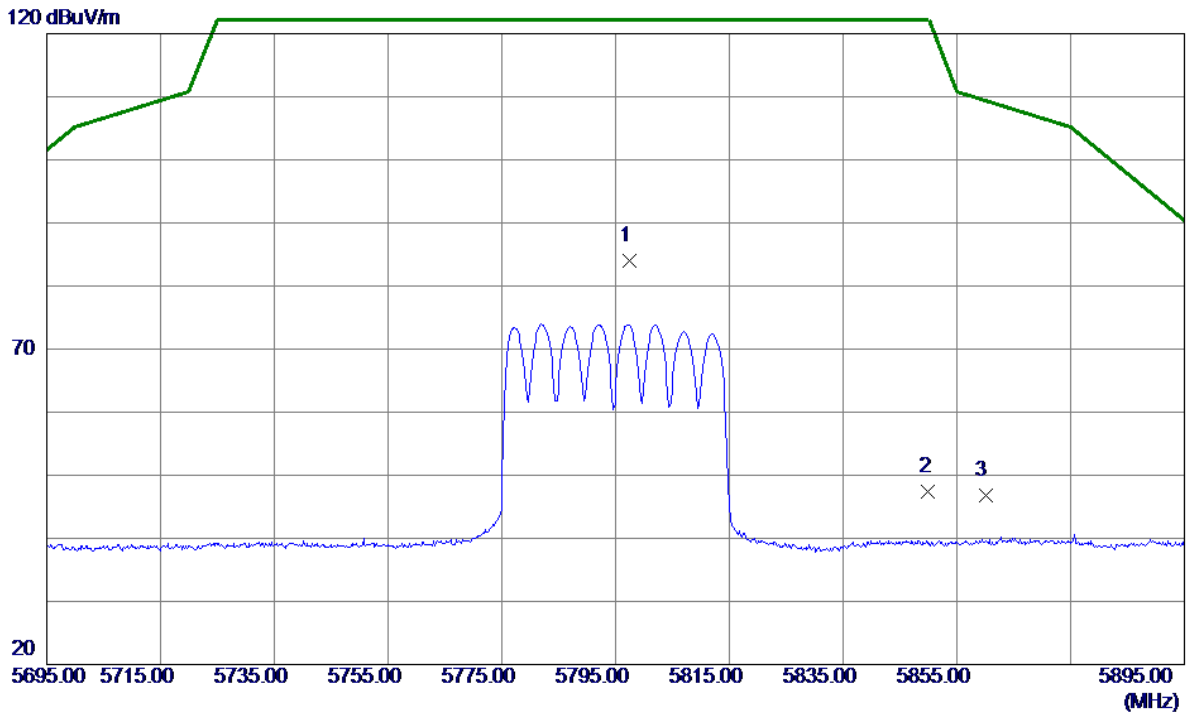


No.	Freq. MHz	Reading Level dBuV/m	Correct Factor dB	Measure ment dBuV/m	Limit dBuV/m	Margin dB	Detector	Comment
1 *	17168.9000	39.84	10.71	50.55	68.20	-17.65	Peak	

REMARKS:

- (1) Measurement Value = Reading Level + Correct Factor.
- (2) Margin Level = Measurement Value - Limit Value.

Test Mode	UNII-3_TX AX(HE40) Mode 5795 MHz	Polarization	Horizontal
-----------	----------------------------------	--------------	------------

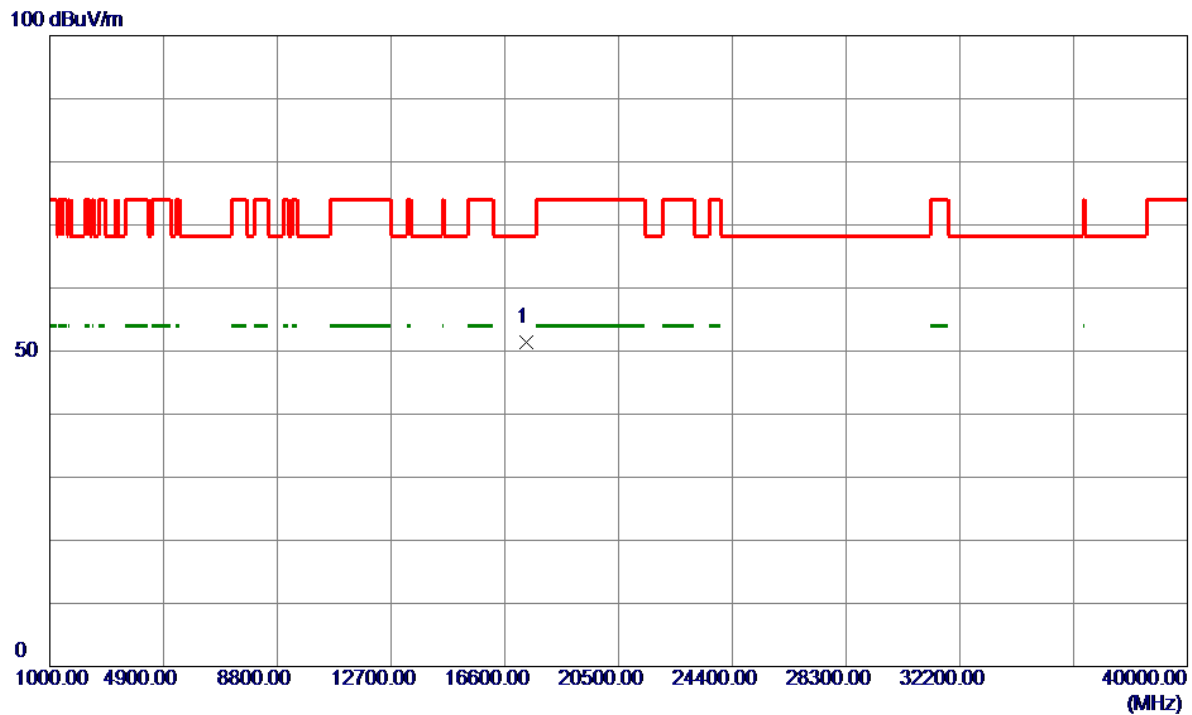


No.	Freq. MHz	Reading Level dBuV/m	Correct Factor dB	Measure ment dBuV/m	Limit dBuV/m	Margin dB	Detector	Comment
1 *	5797.5000	70.78	13.26	84.04	122.20	-38.16	Peak	
2	5850.0000	34.00	13.43	47.43	122.20	-74.77	Peak	
3	5860.0000	33.37	13.46	46.83	109.40	-62.57	Peak	

REMARKS:

- (1) Measurement Value = Reading Level + Correct Factor.
- (2) Margin Level = Measurement Value - Limit Value.

Test Mode	UNII-3_TX AX(HE40) Mode 5795 MHz	Polarization	Horizontal
-----------	----------------------------------	--------------	------------

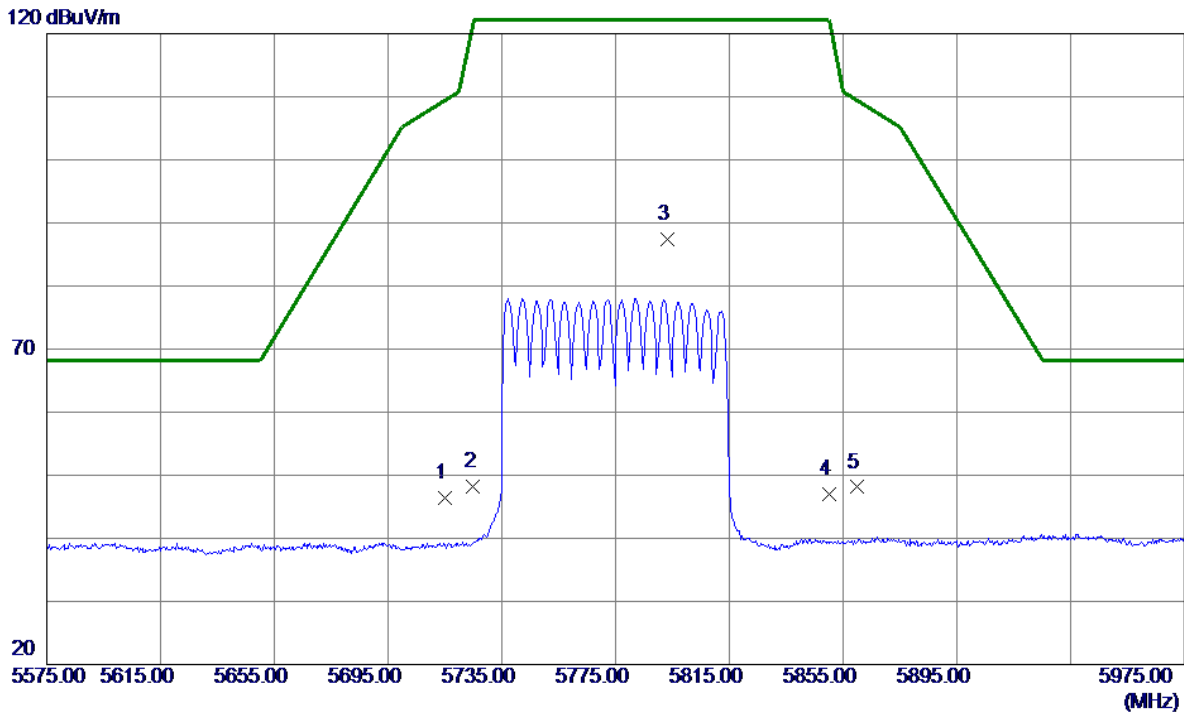


No.	Freq. MHz	Reading Level dBuV/m	Correct Factor dB	Measure ment dBuV/m	Limit dBuV/m	Margin dB	Detector	Comment
1 *	17326.2000	40.60	10.86	51.46	68.20	-16.74	Peak	

REMARKS:

- (1) Measurement Value = Reading Level + Correct Factor.
- (2) Margin Level = Measurement Value - Limit Value.

Test Mode	UNII-3_TX AX(HE80) Mode 5775 MHz	Polarization	Horizontal
-----------	----------------------------------	--------------	------------

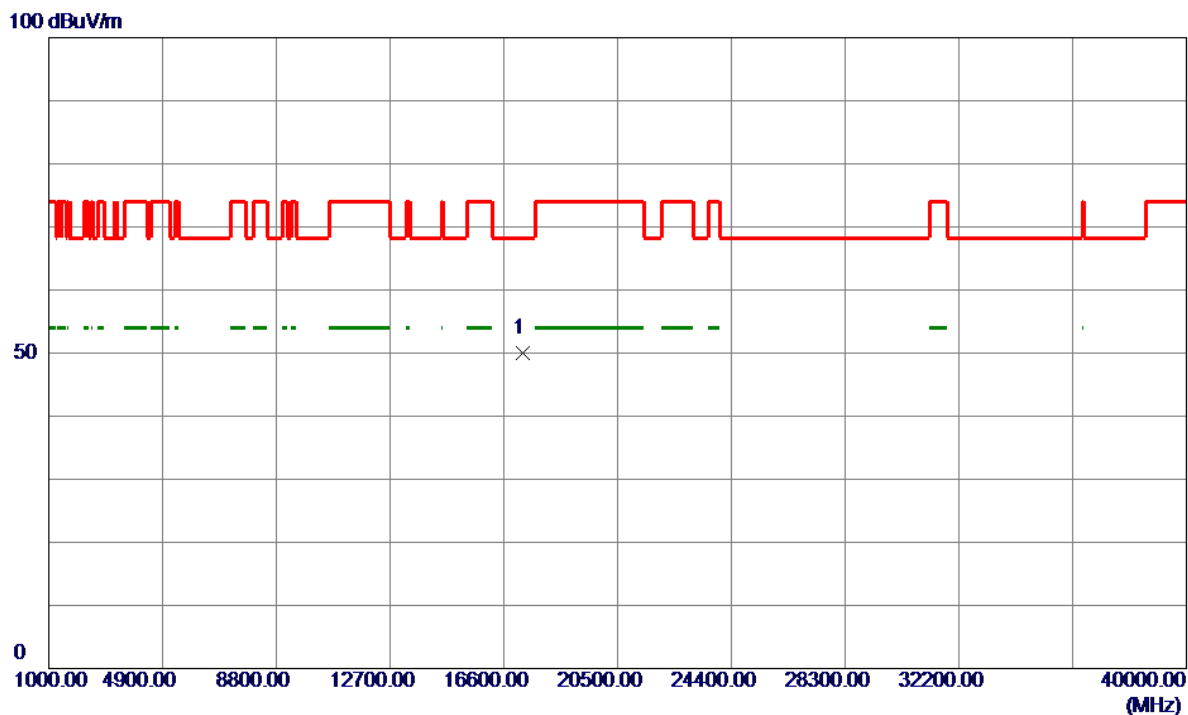


No.	Freq. MHz	Reading Level dBuV/m	Correct Factor dB	Measure ment dBuV/m	Limit dBuV/m	Margin dB	Detector	Comment
1	5715.0000	33.48	13.01	46.49	109.40	-62.91	Peak	
2	5725.0000	35.13	13.04	48.17	122.20	-74.03	Peak	
3 *	5793.2000	74.24	13.25	87.49	122.20	-34.71	Peak	
4	5850.0000	33.58	13.43	47.01	122.20	-75.19	Peak	
5	5860.0000	34.64	13.46	48.10	109.40	-61.30	Peak	

REMARKS:

- (1) Measurement Value = Reading Level + Correct Factor.
- (2) Margin Level = Measurement Value - Limit Value.

Test Mode	UNII-3_TX AX(HE80) Mode 5775 MHz	Polarization	Horizontal
-----------	----------------------------------	--------------	------------



No.	Freq. MHz	Reading Level dBuV/m	Correct Factor dB	Measure ment dBuV/m	Limit dBuV/m	Margin dB	Detector	Comment
1 *	17234.5000	39.32	10.77	50.09	68.20	-18.11	Peak	

REMARKS:

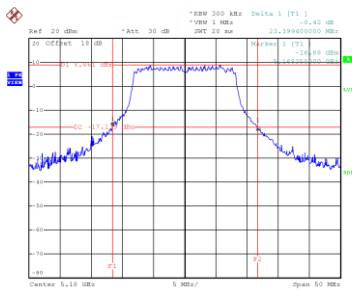
- (1) Measurement Value = Reading Level + Correct Factor.
- (2) Margin Level = Measurement Value - Limit Value.

APPENDIX E - BANDWIDTH

Test Mode	UNII-1_TX A Mode
-----------	------------------

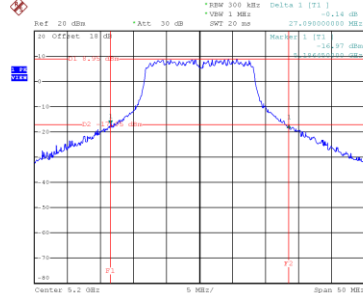
Channel	Frequency (MHz)	26 dB Bandwidth (MHz)	99 % Occupied Bandwidth (MHz)
36	5180	23.399	16.900
40	5200	27.090	17.300
48	5240	26.290	17.300

CH36



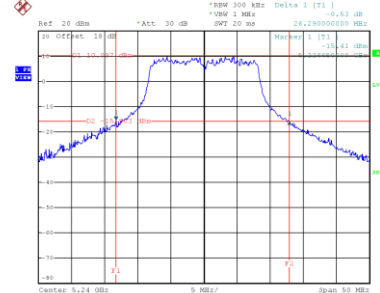
Date: 22.JAN.2024 09:20:17

CH40
26 dB Bandwidth



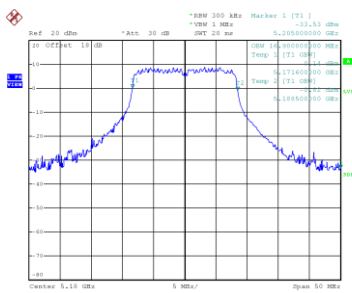
Date: 22.JAN.2024 09:21:03

CH48

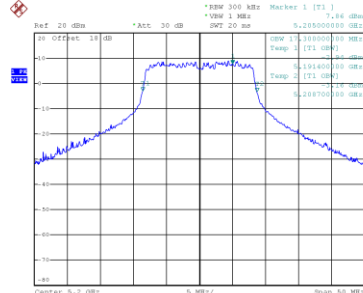


Date: 22.JAN.2024 09:21:49

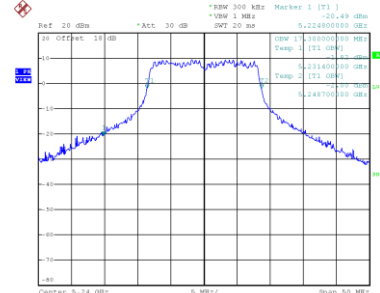
99 % Occupied Bandwidth



Date: 22.JAN.2024 09:19:52



Date: 22.JAN.2024 09:20:40

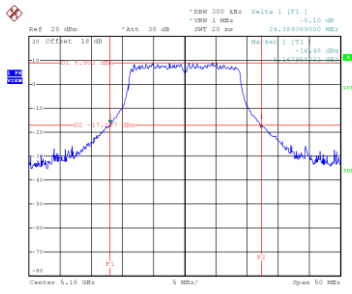


Date: 22.JAN.2024 09:21:25

Test Mode	UNII-1_TX AC(VHT20) Mode
-----------	--------------------------

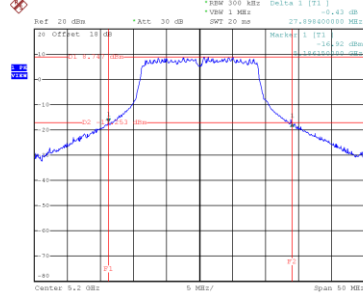
Channel	Frequency (MHz)	26 dB Bandwidth (MHz)	99 % Occupied Bandwidth (MHz)
36	5180	24.389	18.100
40	5200	27.898	18.400
48	5240	27.289	18.400

CH36



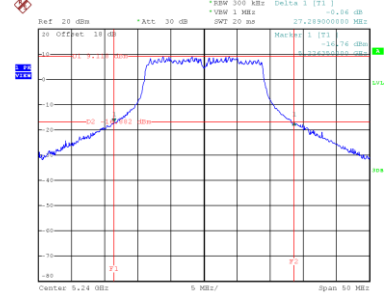
Date: 22.JAN.2024 10:01:06

CH40
26 dB Bandwidth



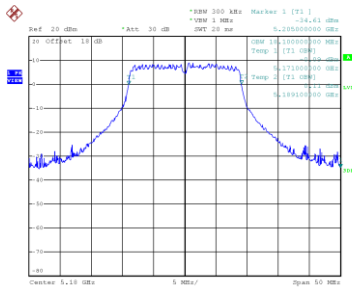
Date: 22.JAN.2024 10:02:11

CH48

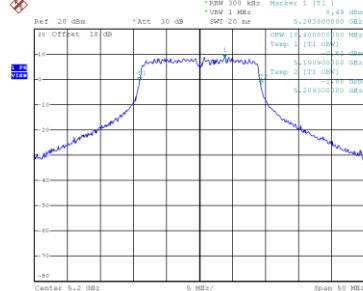


Date: 22.JAN.2024 10:03:24

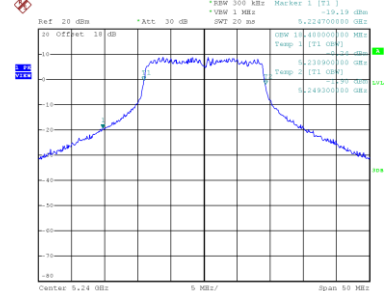
99 % Occupied Bandwidth



Date: 22.JAN.2024 10:00:41



Date: 22.JAN.2024 10:01:48

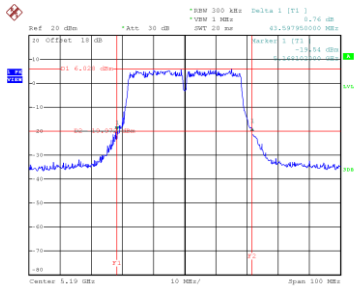


Date: 22.JAN.2024 10:03:01

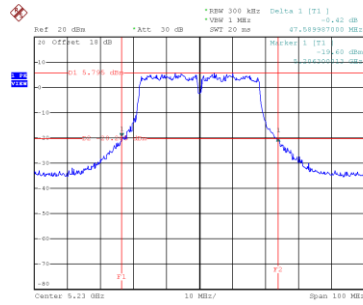
Test Mode	UNII-1_TX AC(VHT40) Mode
-----------	--------------------------

Channel	Frequency (MHz)	26 dB Bandwidth (MHz)	99 % Occupied Bandwidth (MHz)
38	5190	43.598	37.600
46	5230	47.590	38.200

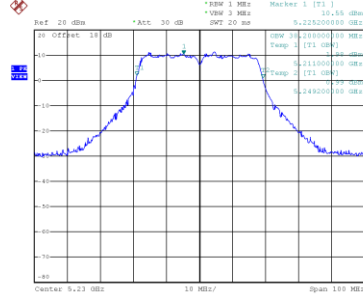
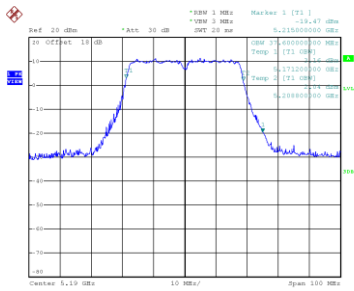
CH38



CH46
26 dB Bandwidth



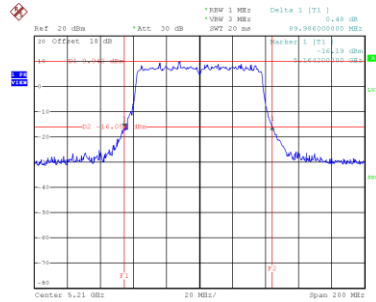
99 % Occupied Bandwidth



Test Mode	UNII-1_TX AC(VHT80) Mode
-----------	--------------------------

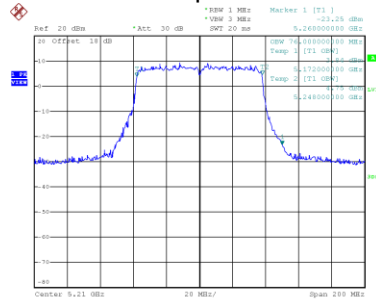
Channel	Frequency (MHz)	26 dB Bandwidth (MHz)	99 % Occupied Bandwidth (MHz)
42	5210	89.986	76.000

CH42 26 dB Bandwidth



Date: 22_JAN_2024 10:54:41

99 % Occupied Bandwidth

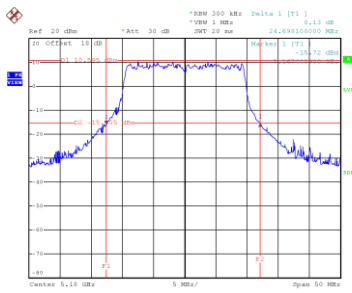


Date: 22_JAN_2024 10:54:08

Test Mode	UNII-1_TX AX(HE20) Mode
-----------	-------------------------

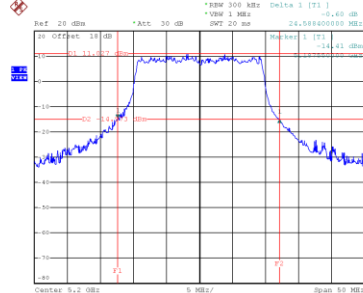
Channel	Frequency (MHz)	26 dB Bandwidth (MHz)	99 % Occupied Bandwidth (MHz)
36	5180	24.698	19.400
40	5200	24.588	19.400
48	5240	24.288	19.500

CH36



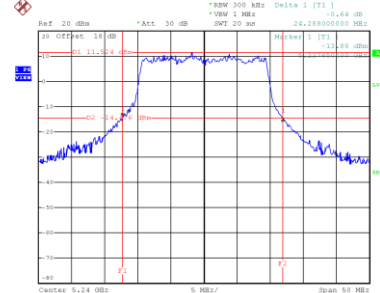
Date: 22.JAN.2024 11:03:59

CH40
26 dB Bandwidth



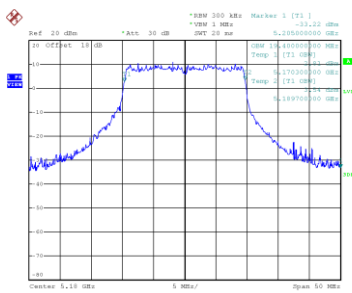
Date: 22.JAN.2024 11:05:04

CH48

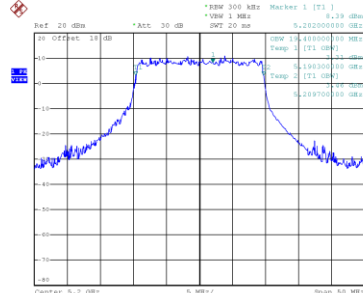


Date: 22.JAN.2024 11:06:09

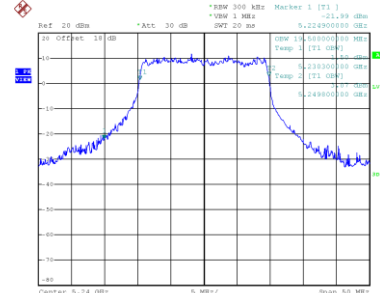
99 % Occupied Bandwidth



Date: 22.JAN.2024 11:03:54



Date: 22.JAN.2024 11:04:39

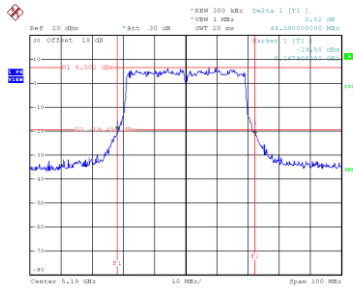


Date: 22.JAN.2024 11:05:45

Test Mode	UNII-1_TX AX(HE40) Mode
-----------	-------------------------

Channel	Frequency (MHz)	26 dB Bandwidth (MHz)	99 % Occupied Bandwidth (MHz)
38	5190	44.300	38.600
46	5230	43.200	38.800

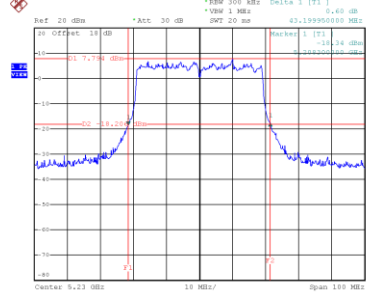
CH38



Date: 22_JAN_2024 11:19:38

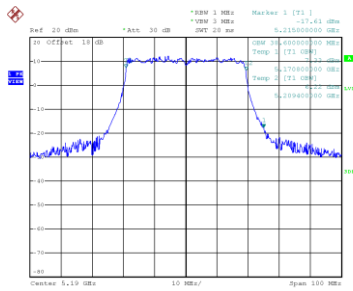
CH46

26 dB Bandwidth

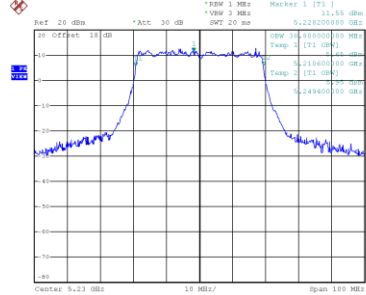


Date: 22_JAN_2024 11:21:11

99 % Occupied Bandwidth



Date: 22_JAN_2024 11:19:05

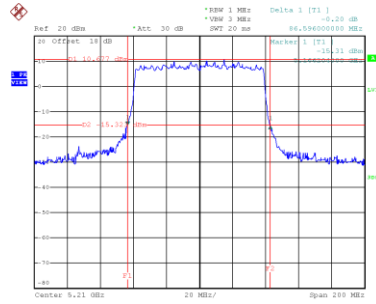


Date: 22_JAN_2024 11:20:46

Test Mode	UNII-1_TX AX(HE80) Mode
-----------	-------------------------

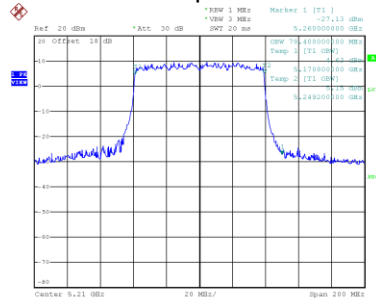
Channel	Frequency (MHz)	26 dB Bandwidth (MHz)	99 % Occupied Bandwidth (MHz)
42	5210	86.596	78.400

CH42 26 dB Bandwidth



Date: 22_JAN_2024 11:34:47

99 % Occupied Bandwidth

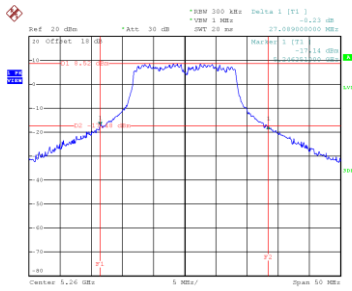


Date: 22_JAN_2024 11:34:15

Test Mode	UNII-2A_TX A Mode
-----------	-------------------

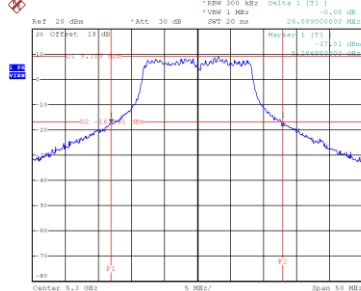
Channel	Frequency (MHz)	26 dB Bandwidth (MHz)	99 % Occupied Bandwidth (MHz)
52	5260	27.089	17.300
60	5300	26.089	17.300
64	5320	23.250	17.000

CH52



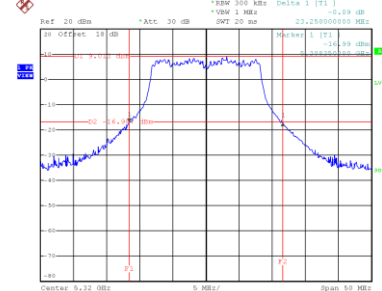
Date: 22.JAN.2024 09:11:03

CH60
26 dB Bandwidth



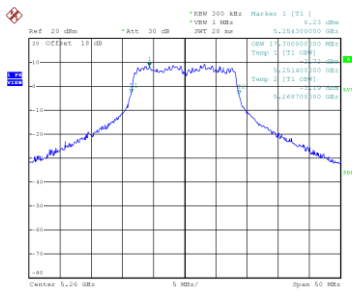
Date: 22.JAN.2024 09:11:52

CH64

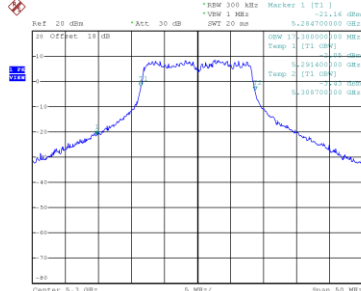


Date: 22.JAN.2024 09:12:40

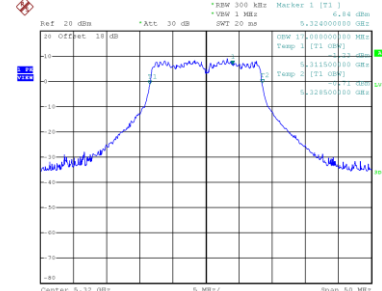
99 % Occupied Bandwidth



Date: 22.JAN.2024 09:10:41



Date: 22.JAN.2024 09:11:28

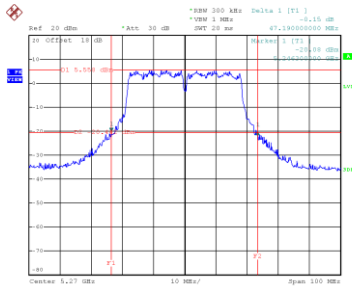


Date: 22.JAN.2024 09:12:14

Test Mode	UNII-2A_TX AC(VHT40) Mode
-----------	---------------------------

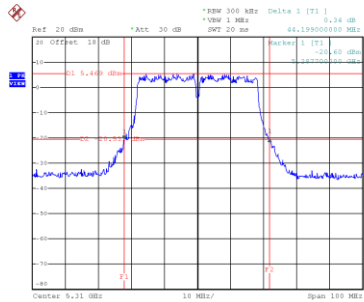
Channel	Frequency (MHz)	26 dB Bandwidth (MHz)	99 % Occupied Bandwidth (MHz)
54	5270	47.190	38.000
62	5310	44.199	37.400

CH54



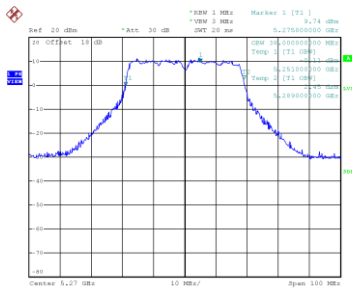
Date: 22_JAN_2024 10:20:18

CH62
26 dB Bandwidth

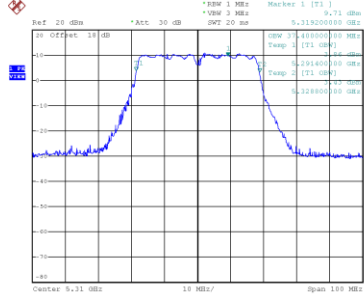


Date: 22_JAN_2024 10:38:30

99 % Occupied Bandwidth



Date: 22_JAN_2024 10:19:45

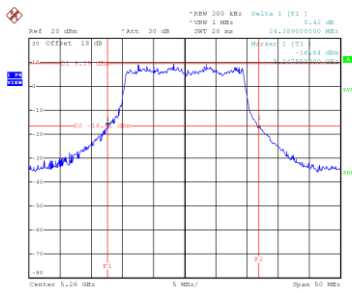


Date: 22_JAN_2024 10:37:55

Test Mode	UNII-2A_TX AX(HE20) Mode
-----------	--------------------------

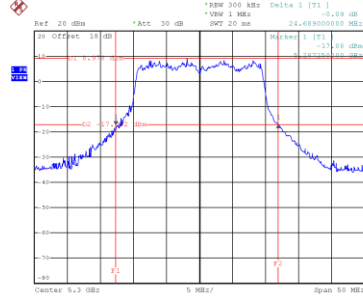
Channel	Frequency (MHz)	26 dB Bandwidth (MHz)	99 % Occupied Bandwidth (MHz)
52	5260	24.389	19.400
60	5300	24.689	19.300
64	5320	24.288	19.300

CH52



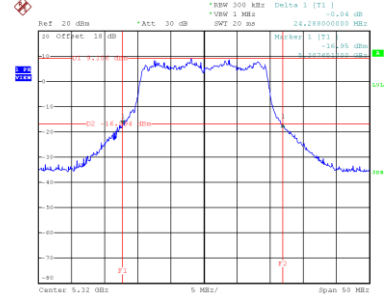
Date: 22.JAN.2024 11:07:34

CH60
26 dB Bandwidth



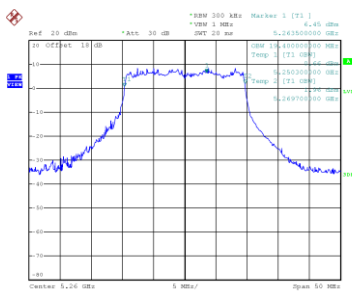
Date: 22.JAN.2024 11:08:50

CH64

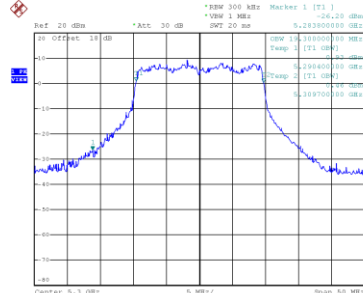


Date: 22.JAN.2024 11:10:00

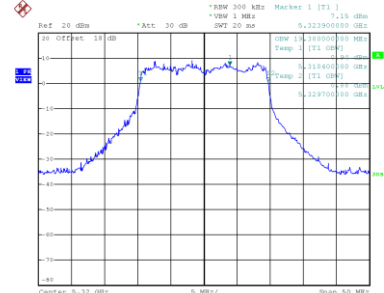
99 % Occupied Bandwidth



Date: 22.JAN.2024 11:07:31



Date: 22.JAN.2024 11:08:25

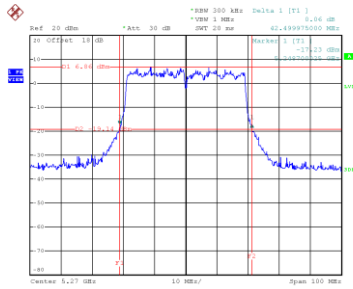


Date: 22.JAN.2024 11:09:35

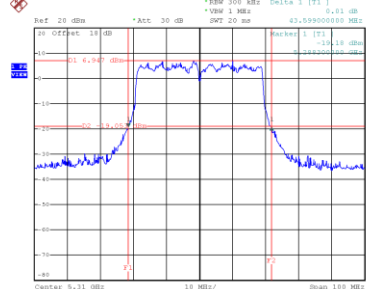
Test Mode	UNII-2A_TX AX(HE40) Mode
-----------	--------------------------

Channel	Frequency (MHz)	26 dB Bandwidth (MHz)	99 % Occupied Bandwidth (MHz)
54	5270	42.500	38.600
62	5310	43.599	38.600

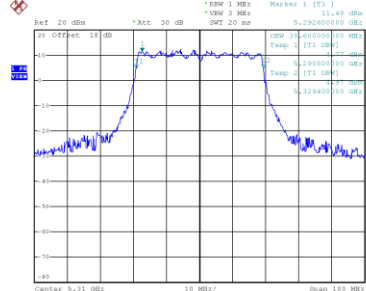
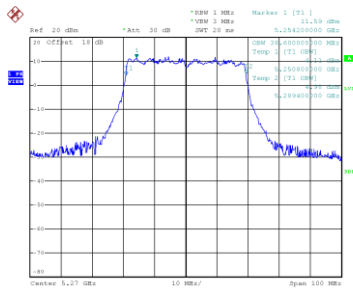
CH54



CH62 26 dB Bandwidth



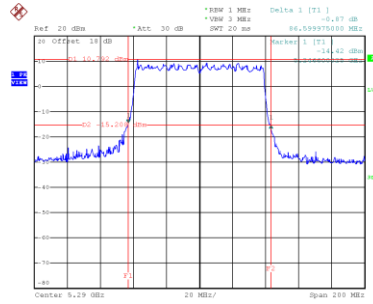
99 % Occupied Bandwidth



Test Mode	UNII-2A_TX AX(HE80) Mode
-----------	--------------------------

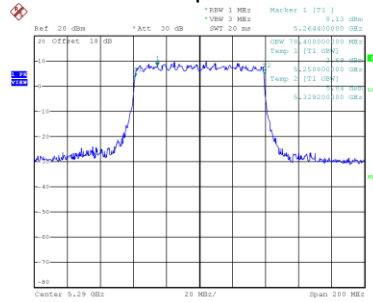
Channel	Frequency (MHz)	26 dB Bandwidth (MHz)	99 % Occupied Bandwidth (MHz)
58	5290	86.600	78.400

CH58 26 dB Bandwidth



Date: 22_JAN_2024 11:36:15

99 % Occupied Bandwidth

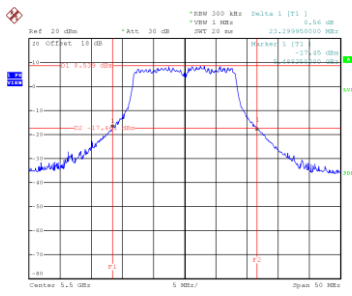


Date: 22_JAN_2024 11:35:41

Test Mode	UNII-2C_TX A Mode
-----------	-------------------

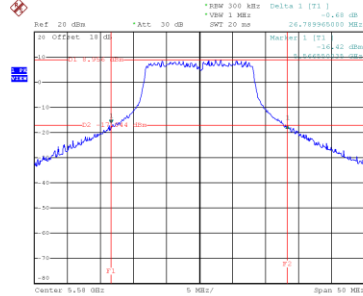
Channel	Frequency (MHz)	26 dB Bandwidth (MHz)	99 % Occupied Bandwidth (MHz)
100	5500	23.300	17.000
116	5580	26.790	17.300
140	5700	23.088	17.000

CH100



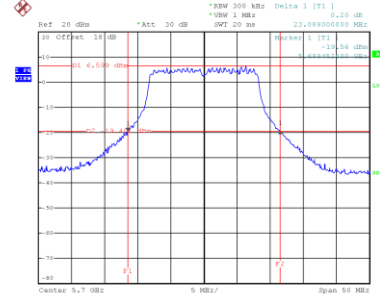
Date: 22.JAN.2024 09:13:28

CH116
26 dB Bandwidth



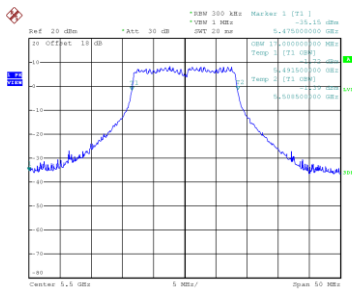
Date: 22.JAN.2024 09:14:30

CH140

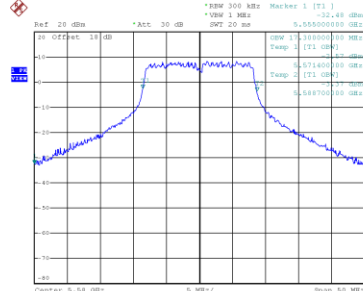


Date: 22.JAN.2024 09:15:29

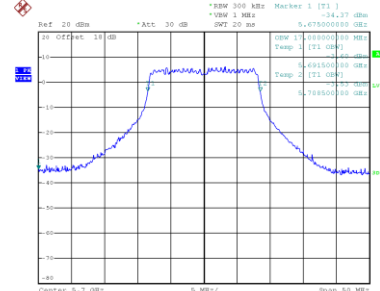
99 % Occupied Bandwidth



Date: 22.JAN.2024 09:13:13



Date: 22.JAN.2024 09:14:08

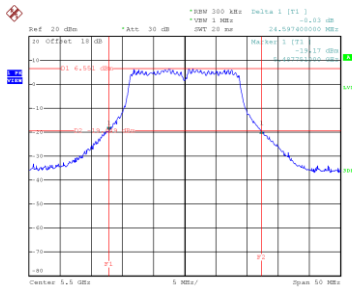


Date: 22.JAN.2024 09:15:03

Test Mode	UNII-2C_TX AC(VHT20) Mode
-----------	---------------------------

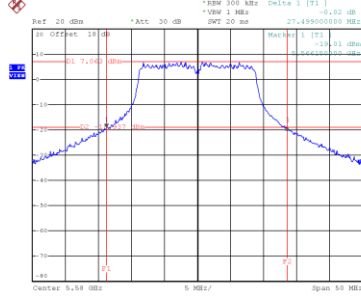
Channel	Frequency (MHz)	26 dB Bandwidth (MHz)	99 % Occupied Bandwidth (MHz)
100	5500	24.597	18.200
116	5580	27.499	18.400
140	5700	25.550	18.200

CH100



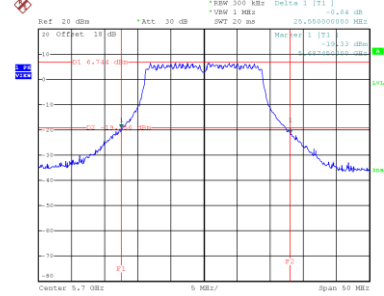
Date: 22.JAN.2024 10:08:08

CH116
26 dB Bandwidth



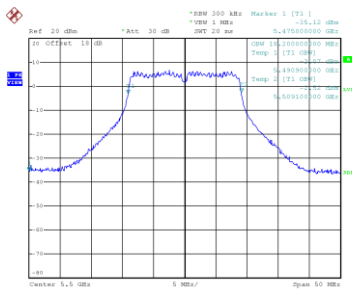
Date: 22.JAN.2024 10:09:12

CH140

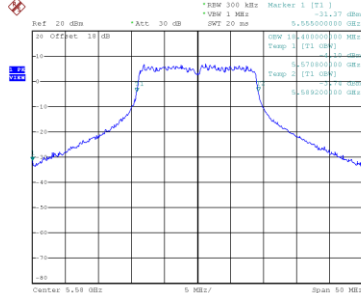


Date: 22.JAN.2024 10:11:30

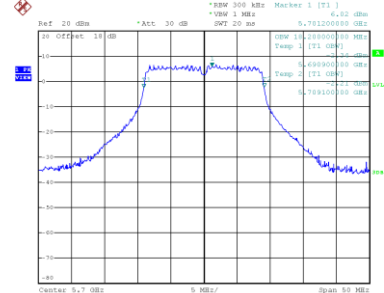
99 % Occupied Bandwidth



Date: 22.JAN.2024 10:07:43



Date: 22.JAN.2024 10:08:50

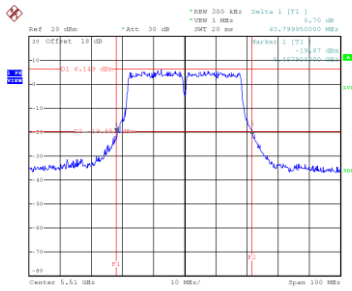


Date: 22.JAN.2024 10:11:07

Test Mode	UNII-2C_TX AC(VHT40) Mode
-----------	---------------------------

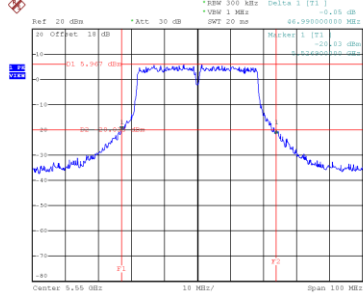
Channel	Frequency (MHz)	26 dB Bandwidth (MHz)	99 % Occupied Bandwidth (MHz)
102	5510	43.800	37.600
110	5550	46.990	38.200
134	5670	46.394	38.000

CH102



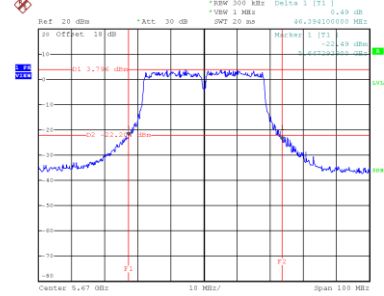
Date: 22.JAN.2024 10:40:14

CH110
26 dB Bandwidth



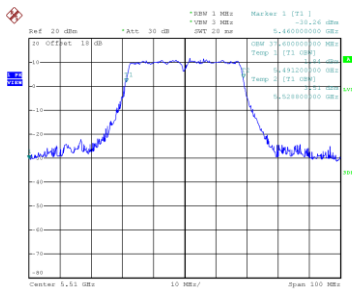
Date: 22.JAN.2024 10:41:42

CH134

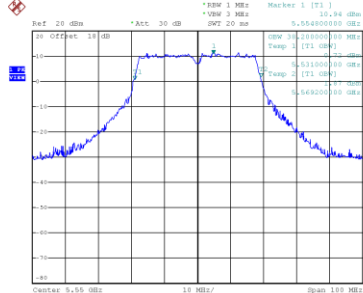


Date: 22.JAN.2024 10:43:18

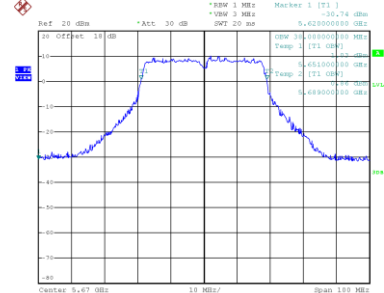
99 % Occupied Bandwidth



Date: 22.JAN.2024 10:39:39



Date: 22.JAN.2024 10:41:06

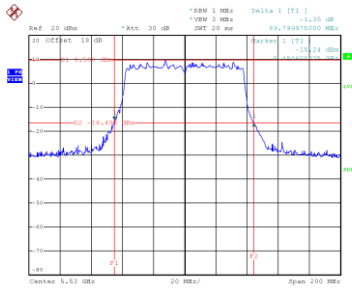


Date: 22.JAN.2024 10:43:10

Test Mode	UNII-2C_TX AC(VHT80) Mode
-----------	---------------------------

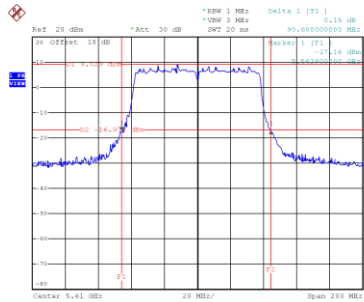
Channel	Frequency (MHz)	26 dB Bandwidth (MHz)	99 % Occupied Bandwidth (MHz)
106	5530	89.800	76.400
122	5610	90.600	76.800

CH106



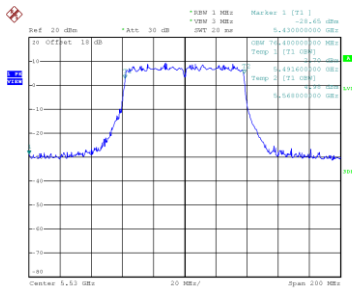
Date: 22.JAN.2024 10:57:59

CH122
26 dB Bandwidth

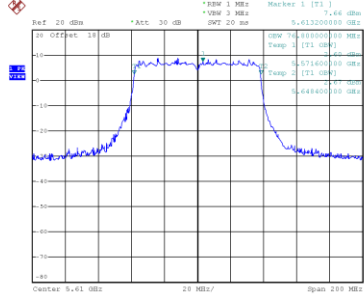


Date: 22.JAN.2024 11:00:13

99 % Occupied Bandwidth



Date: 22.JAN.2024 10:57:24

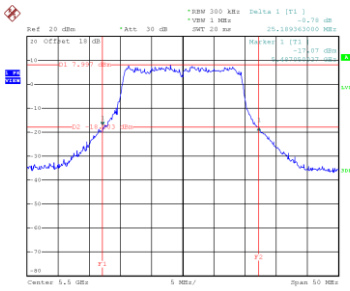


Date: 22.JAN.2024 10:59:39

Test Mode	UNII-2C_TX AX(HE20) Mode
-----------	--------------------------

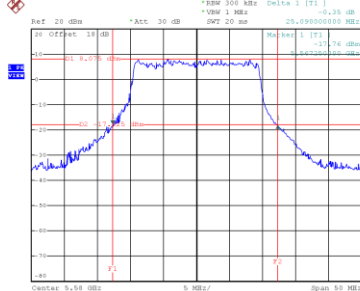
Channel	Frequency (MHz)	26 dB Bandwidth (MHz)	99 % Occupied Bandwidth (MHz)
100	5500	25.189	19.400
116	5580	25.090	19.500
140	5700	25.250	19.400

CH100



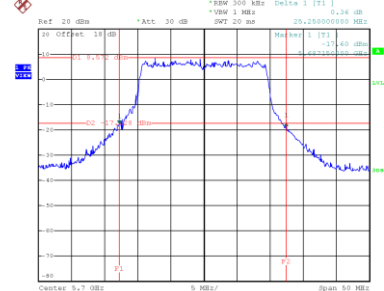
Date: 22.JAN.2024 11:11:11

CH116
26 dB Bandwidth



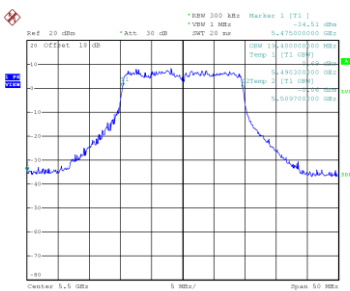
Date: 22.JAN.2024 11:12:16

CH140

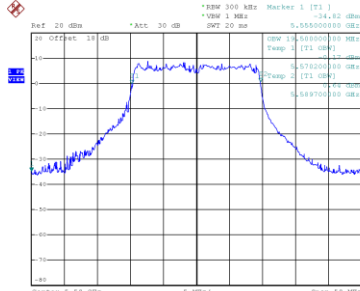


Date: 22.JAN.2024 11:13:41

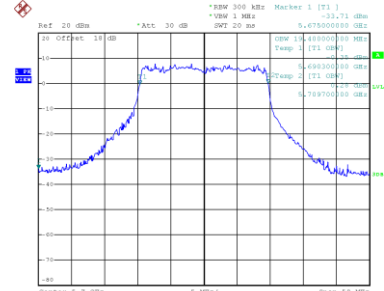
99 % Occupied Bandwidth



Date: 22.JAN.2024 11:10:47



Date: 22.JAN.2024 11:11:52

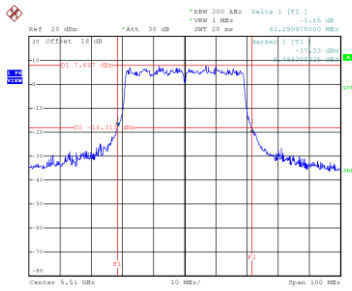


Date: 22.JAN.2024 11:13:18

Test Mode	UNII-2C_TX AX(HE40) Mode
-----------	--------------------------

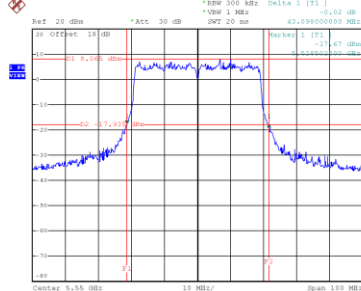
Channel	Frequency (MHz)	26 dB Bandwidth (MHz)	99 % Occupied Bandwidth (MHz)
102	5510	43.300	38.800
110	5550	43.098	38.400
134	5670	43.400	38.800

CH102



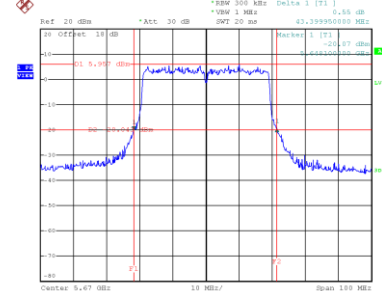
Date: 22.JAN.2024 11:25:55

CH110
26 dB Bandwidth



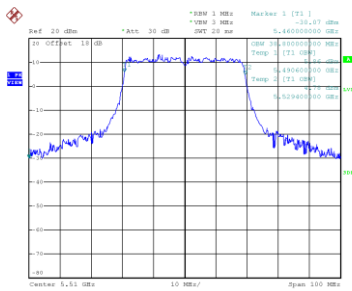
Date: 22.JAN.2024 11:27:21

CH134

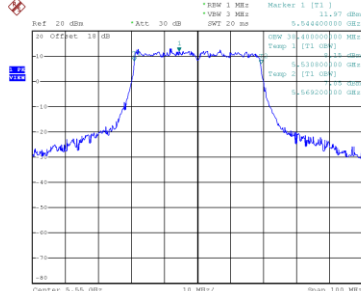


Date: 22.JAN.2024 11:28:15

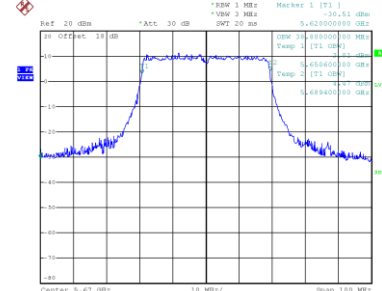
99 % Occupied Bandwidth



Date: 22.JAN.2024 11:25:19



Date: 22.JAN.2024 11:26:47

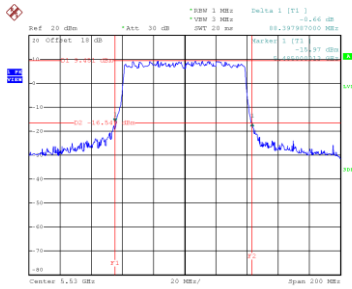


Date: 22.JAN.2024 11:28:11

Test Mode	UNII-2C_TX AX(HE80) Mode
-----------	--------------------------

Channel	Frequency (MHz)	26 dB Bandwidth (MHz)	99 % Occupied Bandwidth (MHz)
106	5530	88.398	78.000
122	5610	87.802	78.000

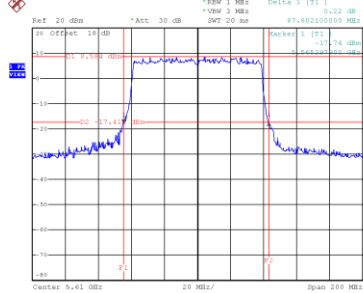
CH106



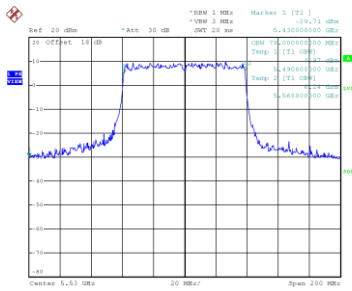
Date: 22_JAN_2024 11:37:53

CH122

26 dB Bandwidth

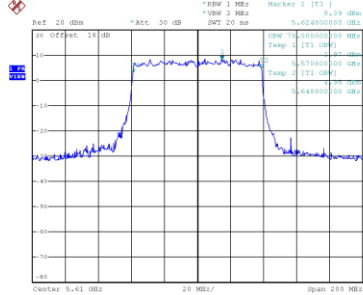


Date: 22_JAN_2024 11:39:18



Date: 22_JAN_2024 11:37:59

99 % Occupied Bandwidth

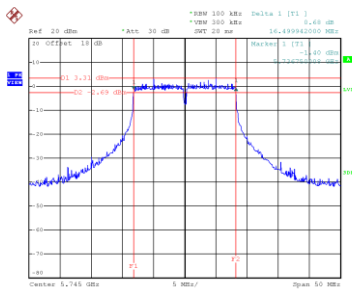


Date: 22_JAN_2024 11:38:45

Test Mode	UNII-3_TX A Mode
-----------	------------------

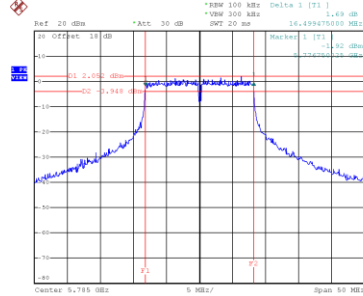
Channel	Frequency (MHz)	6 dB Bandwidth (MHz)	99 % Occupied Bandwidth (MHz)	6 dB Bandwidth Min. Limit (MHz)	Result
149	5745	16.500	17.000	0.5	Complies
157	5785	16.499	17.300	0.5	Complies
165	5825	16.499	17.000	0.5	Complies

CH149



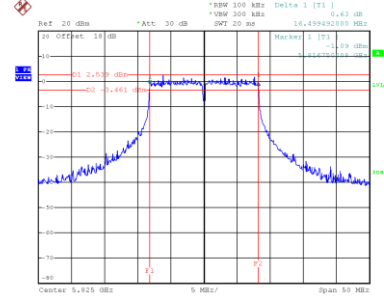
Date: 22.JAN.2024 09:16:53

CH157
6 dB Bandwidth



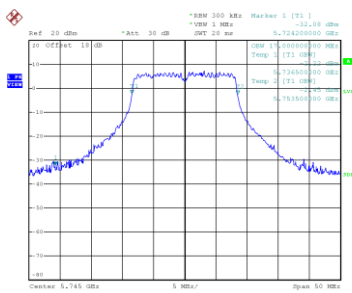
Date: 22.JAN.2024 09:17:53

CH165

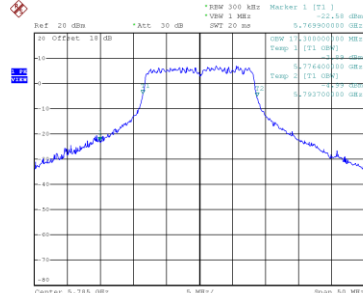


Date: 22.JAN.2024 09:19:08

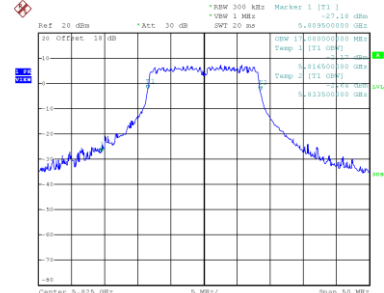
99 % Occupied Bandwidth



Date: 22.JAN.2024 09:16:58



Date: 22.JAN.2024 09:17:24



Date: 22.JAN.2024 09:19:40