


专业的**RF**研发机构



**Shenzhen Deweima communication equipment Co., LTD**

# Antenna Test Report

**10-27-2023**

# Item Information

1

Applicant: Shenzhen Zhencheng Technology Co., Ltd.

2

Model: C200 PRO


3

Frq: 2.4GHz/5.8GHz

4

Remark

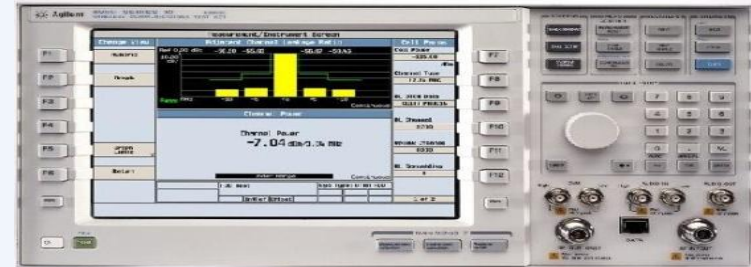
# Testing equipment



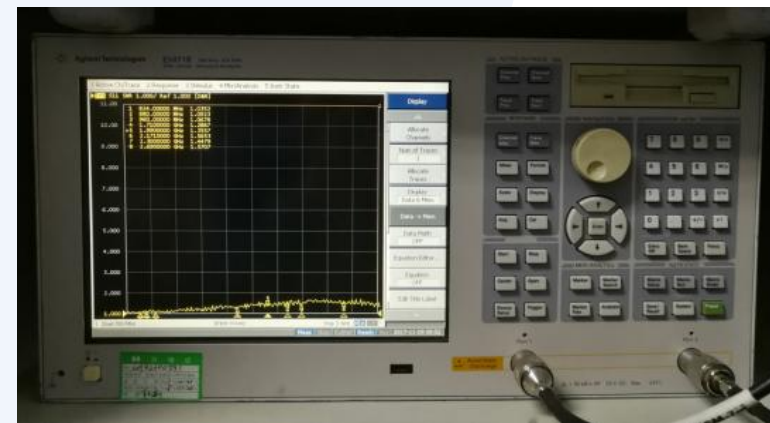
A 24-probe microwave chamber



R&S CMW500

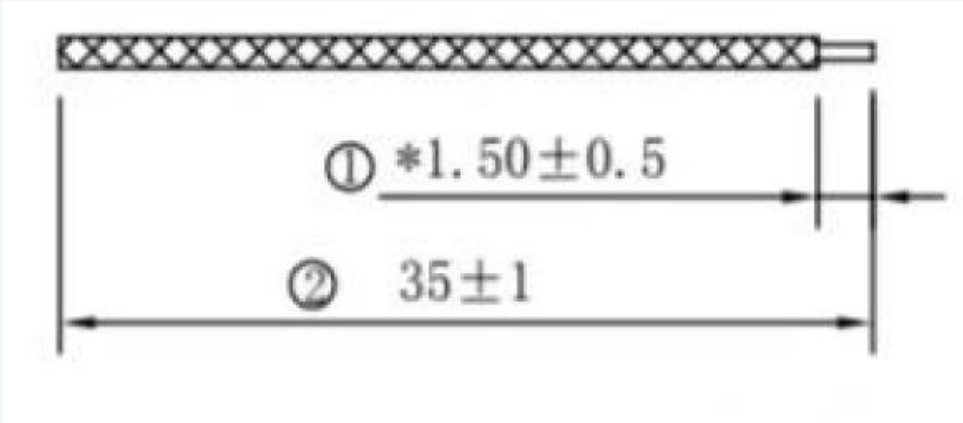


Agilent E5515C

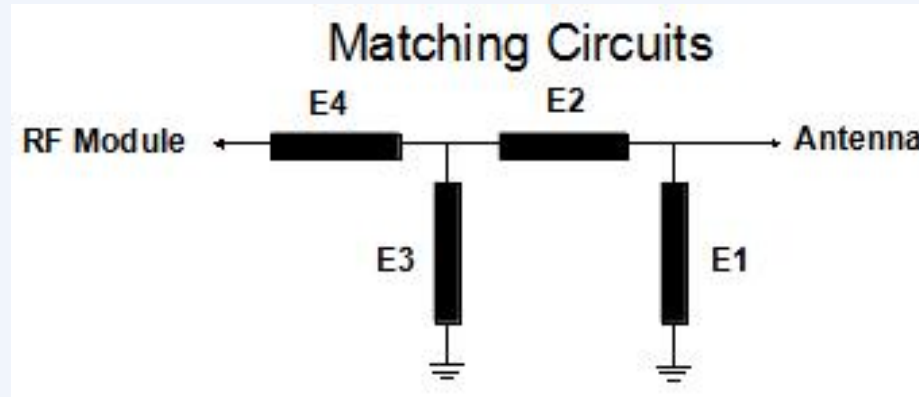


Agilent Technologies E5071B

# Antenna instruction

Frq.	WIFI:2.4GHz/5.8GHz	versions	DWM-V1.0
drawing		WIFI Antenna matching circuit	
		E1	
		E2	
		E3	

# WiFi Antenna matching instruction



Element	Value	Vender
E1(0201)		
E2(0201)		
E3(0201)		
E4(0201)		

Our company has not changed this WiFi antenna matching circuit



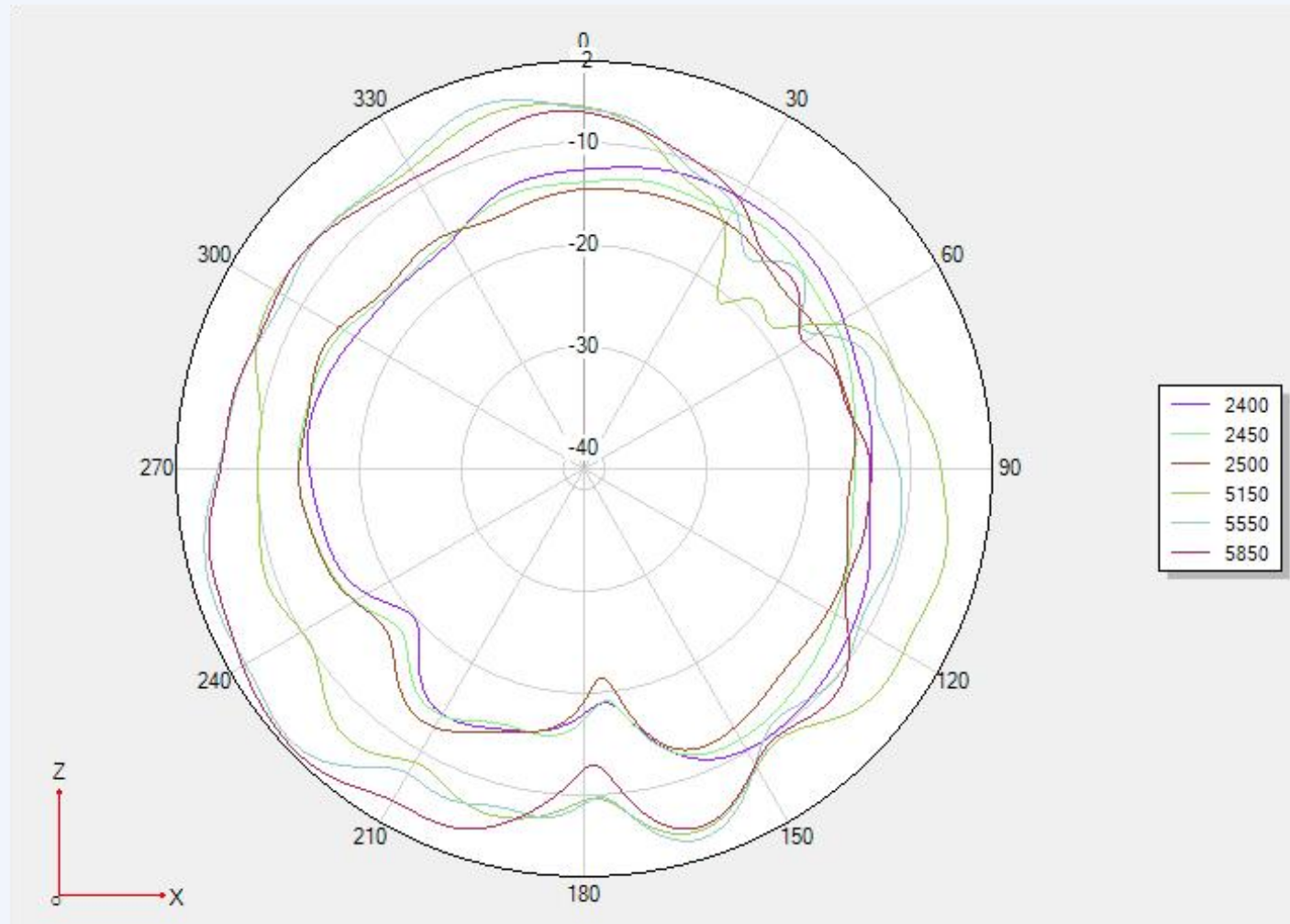
# Passive standing wave



# Efficiency/Gain

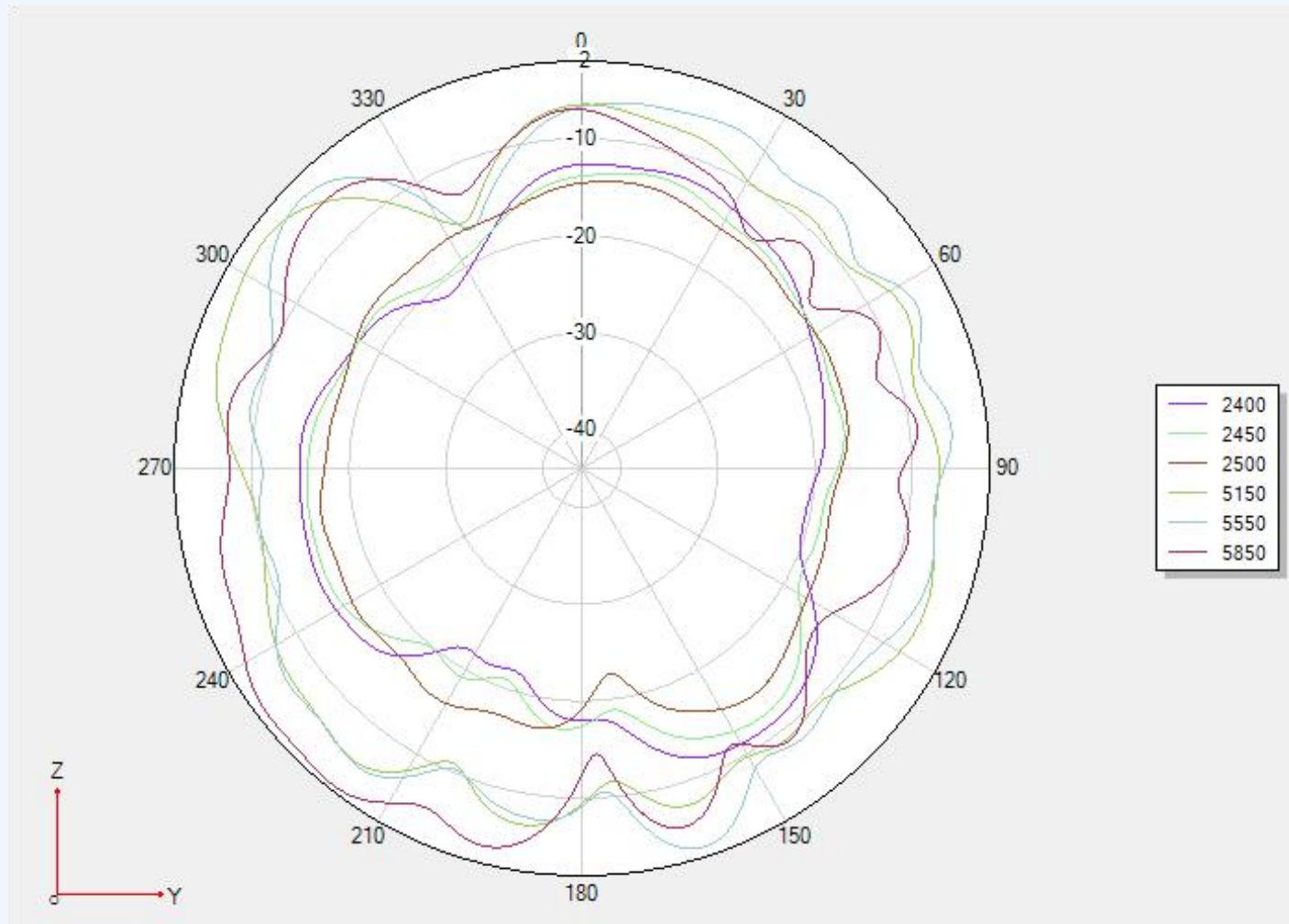
Frequency/Mhz	Efficiency / dB	Efficiency / %	MaxGain/ dBi
2400	-15.46	2.84	-9.03
2410	-15.64	2.73	-9.7
2420	-15.68	2.7	-9.35
2430	-15.71	2.69	-9.31
2440	-16	2.51	-9.96
2450	-15.94	2.55	-10.05
2460	-16.08	2.47	-9.83
2470	-16.3	2.34	-10.71
2480	-16.27	2.36	-10.76
2490	-16.23	2.38	-10.69
2500	-16.61	2.18	-10.92
5150	-9.42	11.43	-2.68
5200	-8.6	13.8	-1.86
5250	-8.35	14.62	-1.73
5300	-8.59	13.84	-2.05
5350	-8.37	14.55	-1.98
5400	-8.73	13.4	-2.01
5450	-8.96	12.71	-1.66
5500	-8.51	14.09	-1.21
5550	-9.01	12.56	-2.43
5600	-8.72	13.43	-1.63
5650	-8.62	13.74	-1.34
5700	-8.93	12.79	-1.32
5750	-9.16	12.13	-1.43
5800	-9.38	11.53	-1.56
5850	-9.47	11.3	-1.31

# 2D directional diagram (PHi0°)

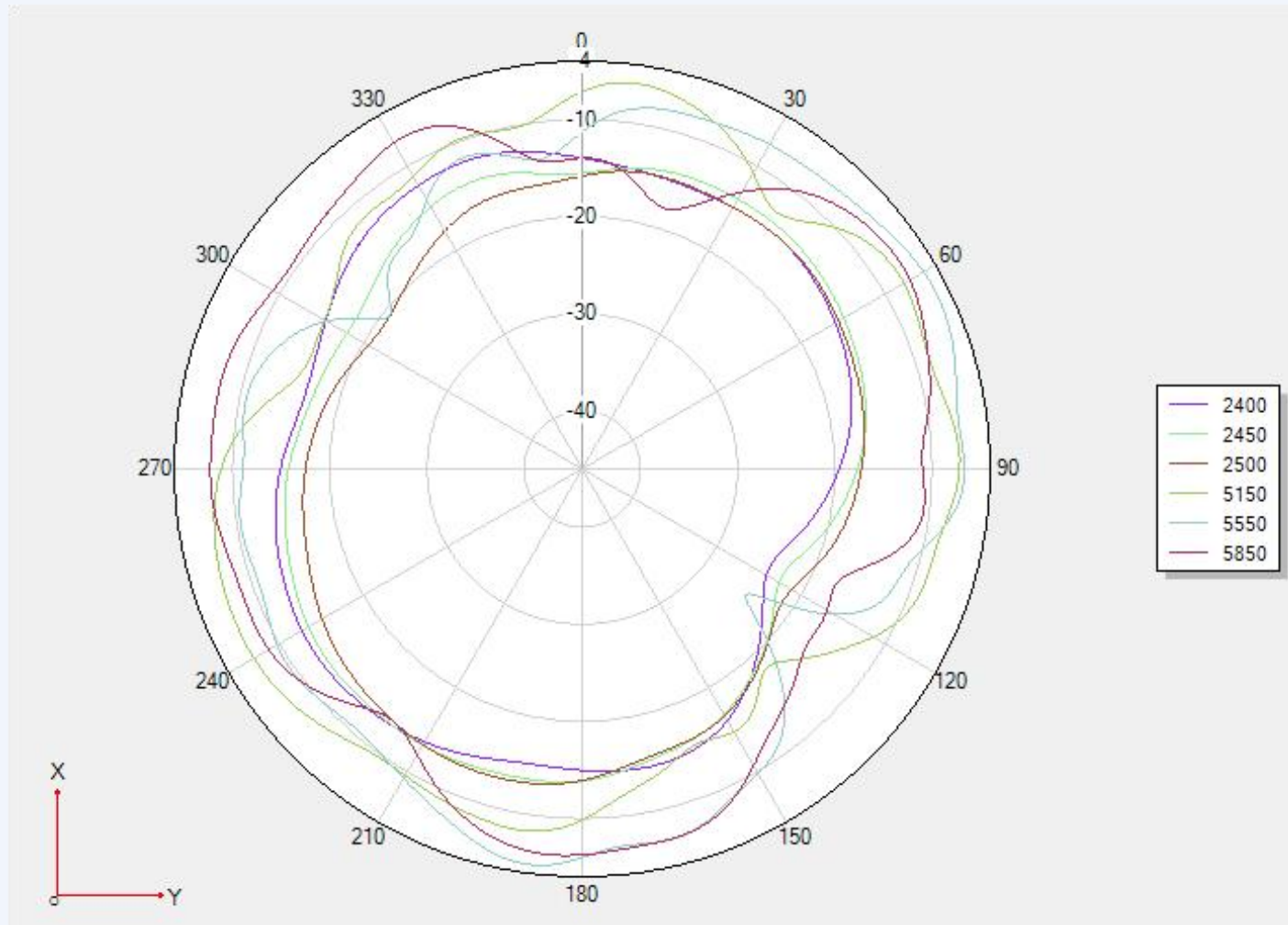




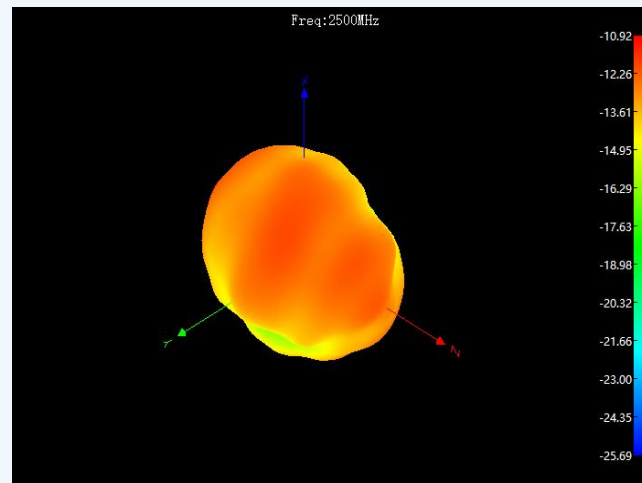
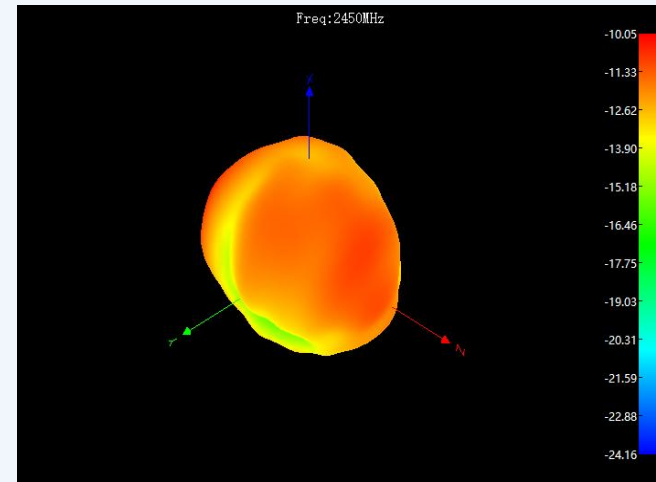
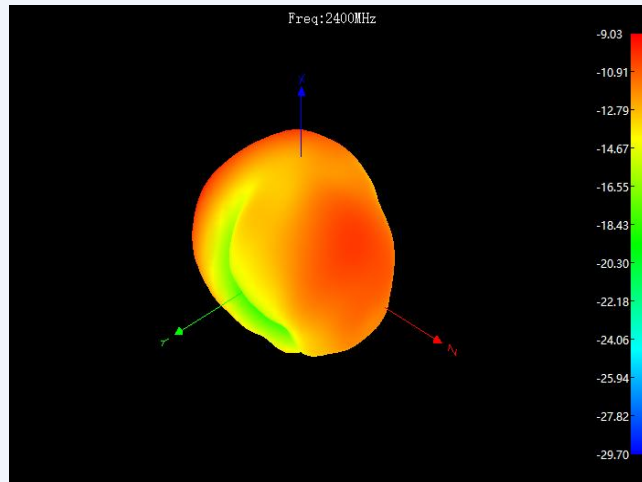
# 2D directional diagram (PHi90°)



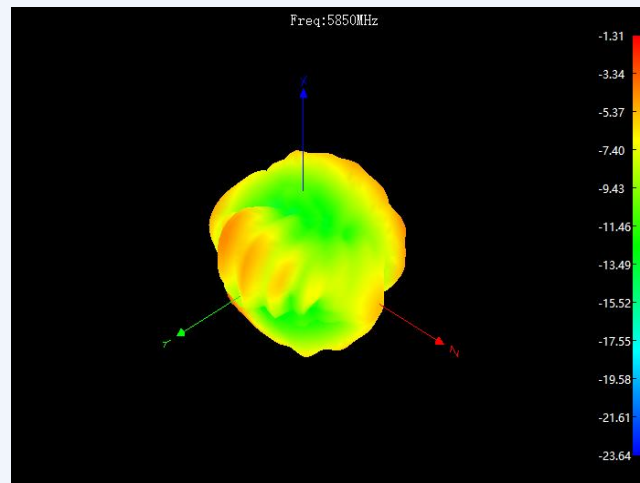
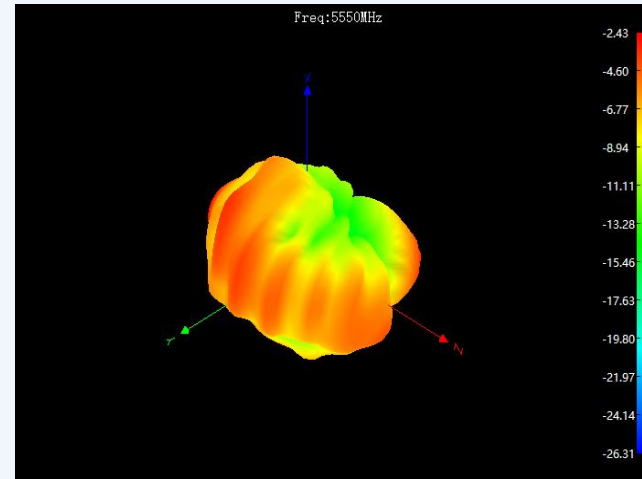
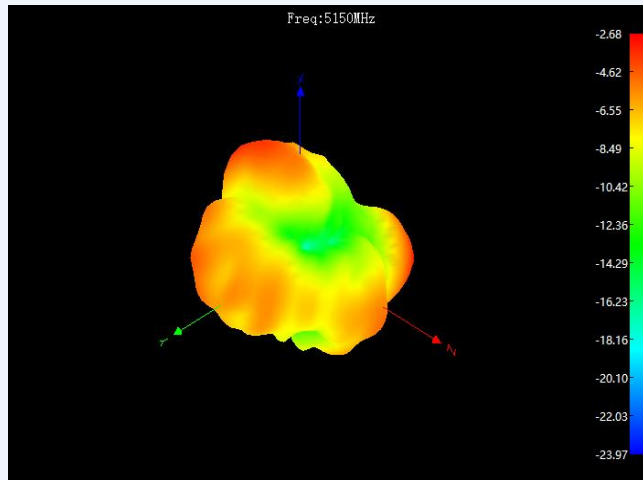
# 2D directional diagram (Theta°)



# 3D directional diagram



# 3D directional diagram



專業的**RF**研發機構



**Thank You !**

**Address: 3F, Building 1, Friendship Building, Chuangye 2nd Road,  
Baoan District, Shenzhen  
(behind Ping An Bank, Subway Honglang North Exit B)**

**Tel: 0755—27885759**

**Fax: 0755—27885739**