




TEST REPORT

FCC ID :	2A5HQ-C2160	
Test Report No :	TCT220303E015	
Date of issue :	Mar. 14, 2022	
Testing laboratory	SHENZHEN TONGCE TESTING LAB	
Testing location/ address:	TCT Testing Industrial Park Fuqiao 5th Industrial Zone, Fuhai Street, Bao'an District Shenzhen, Guangdong, 518103, People's Republic of China	
Applicant's name :	Ciro Corporation	
Address :	1310 Gateway Circle, Hudson, WISCONSIN 54016	
Manufacturer's name ... :	Ciro Corporation	
Address :	1310 Gateway Circle, Hudson, WISCONSIN 54016	
Standard(s)	FCC CFR Title 47 Part 1.1307	
Product Name :	Lightstrike	
Trade Mark	Ciro	
Model/Type reference :	C2160(48024/48025), C2147(40153/40154/40173/40174), C2175(40104/40105/40114/40115), C2015(28201/28221), C2145(48014/48015), C2177(40256/40258/40253/40254), C176(41031)(41032)(41035), C1809(48031)	
Rating(s) :	DC 12V	
Date of receipt of test item	Mar. 03, 2022	
Date (s) of performance of test :	Mar. 03, 2022 - Mar. 14, 2022	
Tested by (+signature) ... :	Onnado YE	
Check by (+signature) :	Beryl ZHAO	
Approved by (+signature):	Tomsin	



General disclaimer:

This report shall not be reproduced except in full, without the written approval of SHENZHEN TONGCE TESTING LAB. This document may be altered or revised by SHENZHEN TONGCE TESTING LAB personnel only, and shall be noted in the revision section of the document. The test results in the report only apply to the tested sample.

Table of Contents

1. General Product Information	3
1.1. EUT description	3
1.2. Model(s) list.....	3
2. General Information.....	4
2.1. Test environment and mode.....	4
2.2. Description of Support Units.....	4
3. Facilities and Accreditations	5
3.1. Facilities	5
3.2. Location	5
4. Test Results and Measurement Data	6

1. General Product Information

1.1. EUT description

Product Name.....:	Lightstrike
Model/Type reference.....:	C2160(48024/48025)
Sample Number.....:	TCT220303E006-0101
Operation Frequency	2408MHz~2468MHz
Modulation Type	GFSK
Antenna Type.....:	PCB Antenna
Antenna Gain.....:	0dBi
Rating(s).....:	DC 12V

Note: The antenna gain listed in this report is provided by applicant, and the test laboratory is not responsible for this parameter.

1.2. Model(s) list

No.	Model No.	Tested with
1	C2160(48024/48025)	<input checked="" type="checkbox"/>
Other models	C2147(40153/40154/40173/40174), C2175(40104/40105/40114/40115), C2015(28201/28221), C2145(48014/48015), C2177(40256/40258/40253/40254), C176(41031)(41032)(41035), C1809(48031)	<input type="checkbox"/>

Note: C2160(48024/48025) is tested model, other models are derivative models. The models are identical in circuit and PCB layout, only different on the model names. So the test data of C2160(48024/48025) can represent the remaining models.

2. General Information

2.1. Test environment and mode

Item	Normal condition
Temperature	+25°C
Voltage	DC 12V
Humidity	56%
Atmospheric Pressure:	1008 mbar
Test Mode:	
Engineering mode:	Keep the EUT in continuous transmitting by select channel

2.2. Description of Support Units

The EUT has been tested as an independent unit together with other necessary accessories or support units. The following support units or accessories were used to form a representative test configuration during the tests.

Equipment	Model No.	Serial No.	FCC ID	Trade Name
/	/	/	/	/

Note:

1. All the equipment/cables were placed in the worst-case configuration to maximize the emission during the test.
2. Grounding was established in accordance with the manufacturer's requirements and conditions for the intended use.
3. For conducted measurements (Output Power, 20dB Occupied Bandwidth, Carrier Frequencies Separation, Hopping Channel Number, Dwell Time, Spurious Emissions), the antenna of EUT is connected to the test equipment via temporary antenna connector, the antenna connector is soldered on the antenna port of EUT, and the temporary antenna connector is listed in the Test Instruments.

3. Facilities and Accreditations

3.1. Facilities

The test facility is recognized, certified, or accredited by the following organizations:

- FCC - Registration No.: 645098
SHENZHEN TONGCE TESTING LAB
Designation Number: CN1205

The testing lab has been registered and fully described in a report with the (FCC) Federal Communications Commission. The acceptance letter from the FCC is maintained in our files.

- IC - Registration No.: 10668A-1
SHENZHEN TONGCE TESTING LAB
CAB identifier: CN0031

The testing lab has been registered by Certification and Engineering Bureau of Industry Canada for radio equipment testing.

3.2. Location

SHENZHEN TONGCE TESTING LAB

Address: TCT Testing Industrial Park Fuqiao 5th Industrial Zone, Fuhai Street, Bao'an District Shenzhen, Guangdong, 518103, People's Republic of China

TEL: +86-755-27673339

4. Test Results and Measurement Data

According to §1.1307(b), systems operating under the provisions of this section shall be operated in a manner that ensure that the public is not exposed to radio frequency energy level in excess of the Commission's guideline.

- Remark: 1) The maximum output power for antenna is -1.54dBm (0.70mW) at 2480MHz, 0dBi antenna gain (with 1.00 numeric antenna gain.)
2) For mobile or fixed location transmitters, no SAR consideration applied. The minimum separation generally be used is at least 20cm, even if the calculation indicate that the MPE distance would be lesser.

Calculation

$$\text{Given } E = \frac{\sqrt{30 \times P \times G}}{d} \quad \& \quad S = \frac{E^2}{3770}$$

Where E = Field Strength in Volts / meter

P = Power in Watts

G = Numeric antenna gain

d = Distance in meters

S = Power Density in milliwatts / square centimeter

Maximum Permissible Exposure

output power= 0.70mW

Numeric Antenna gain= 1.00

Substituting the MPE safe distance using $d=20\text{cm}$ into above equation.

Yields:

$$S = 0.000199 \times P \times G$$

Where P = Power in mW

G = Numeric antenna gain

S = Power density in mW/cm²

Power density= 0.000139mW/cm²

(For mobile or fixed location transmitters, the maximum power density is 1.0 mW/cm² even if the calculation indicates that the power density would be larger.)

*******END OF REPORT*******