

## Antenna describe

### 1. Antenna describe;

Antenna plate	PCB antenna
Make name/model name	
SIZE	14.0mm*2.00mm
Antenna gain	1.00dBi
Frequency range	600MHZ—700MHZ
Format VSWR	1.5
Format Smith	50 $\Omega$
Format Log Mag	-18.31dB

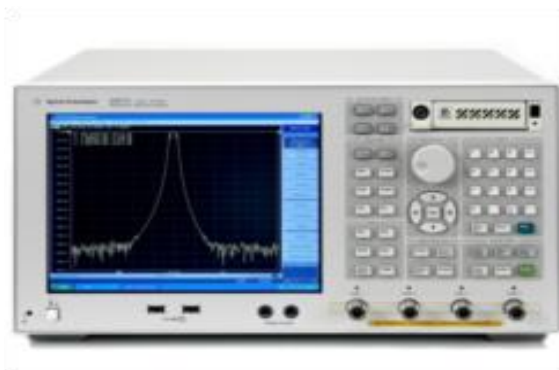
### 2. External view drawing;

Picture of antenna

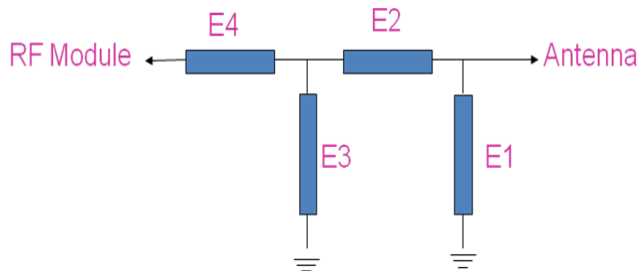


# Test System

Sequence Number	Test Item	equipment
S parameter	VSWR	Agilent 5071C & Agilent 5062A
Gain & Efficiency	Gain & Efficiency	ETS&SATIMO Agilent 5071C

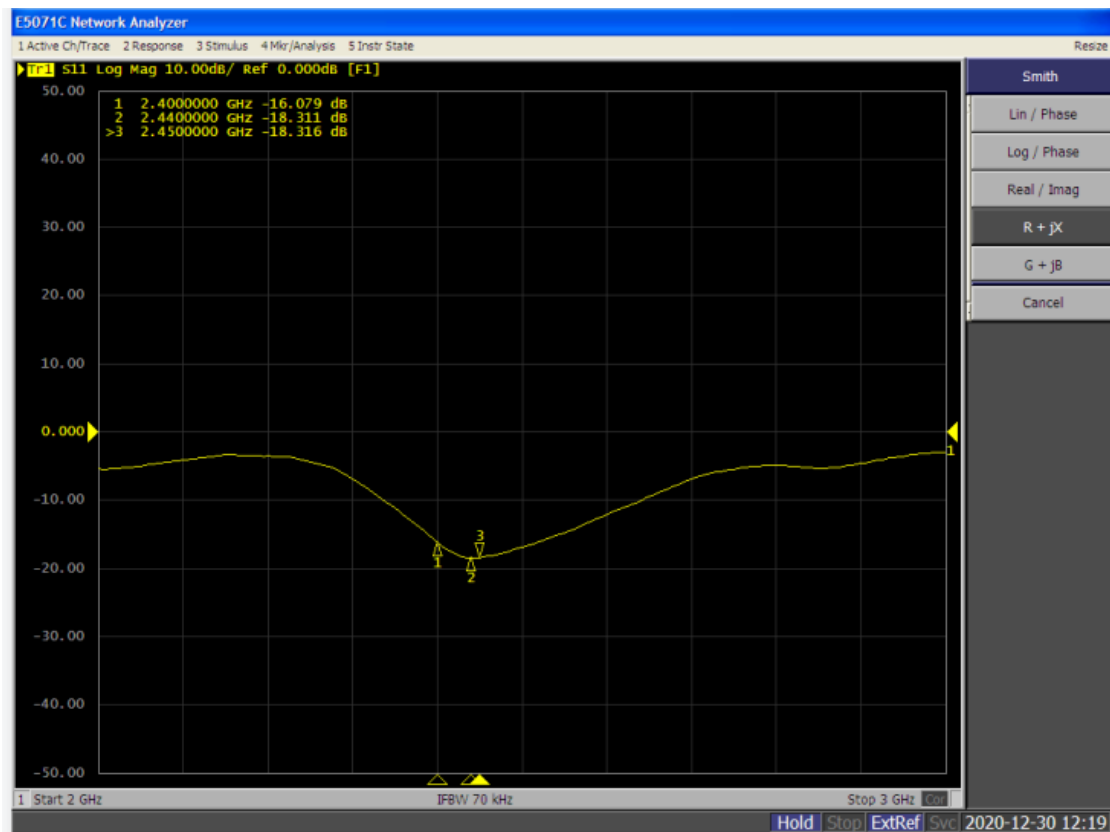


# Antenna Matching Network

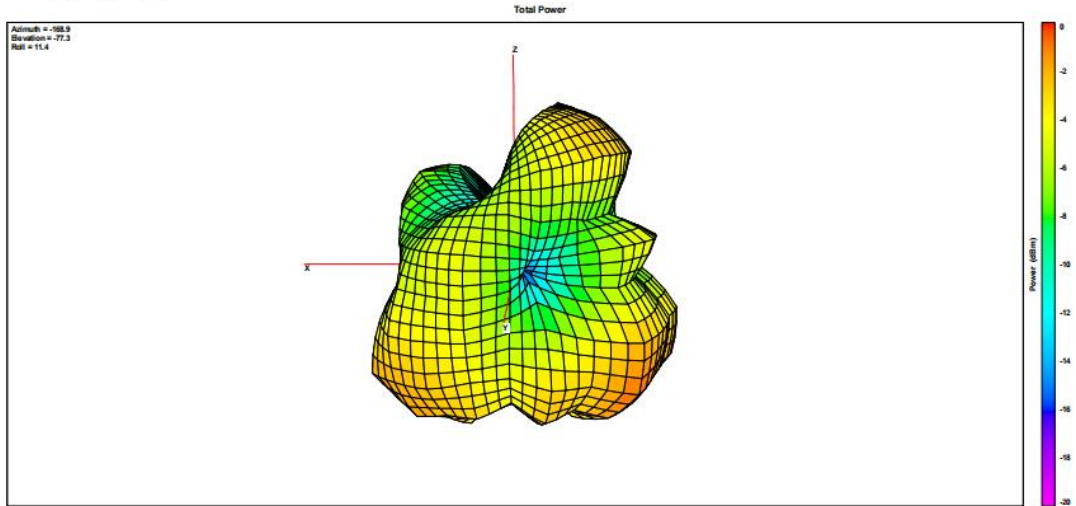


Element	Capacitor	Inductor
E1	N/A	N/A
E2	N/A	N/A
E3	N/A	N/A
E4	N/A	N/A

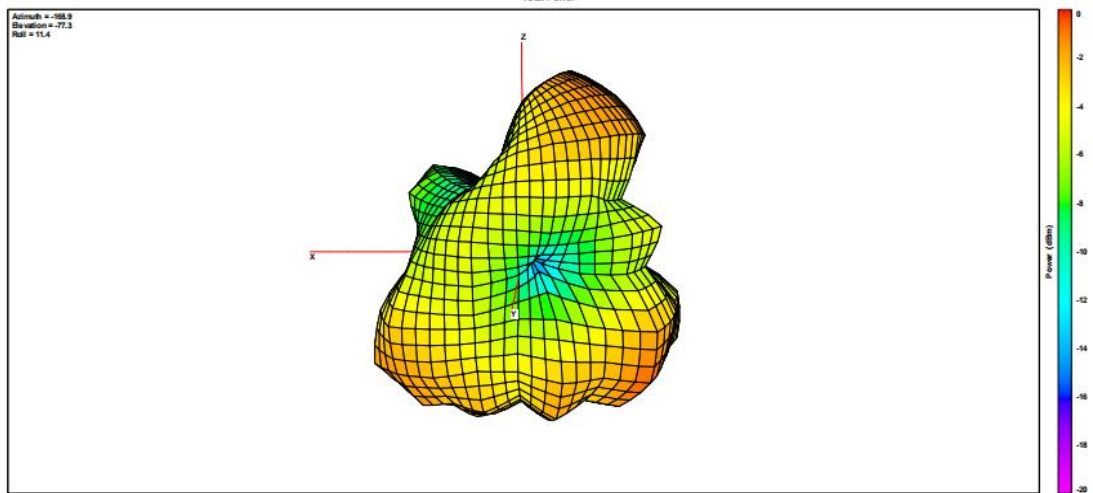
PCB板端匹配电路未改动



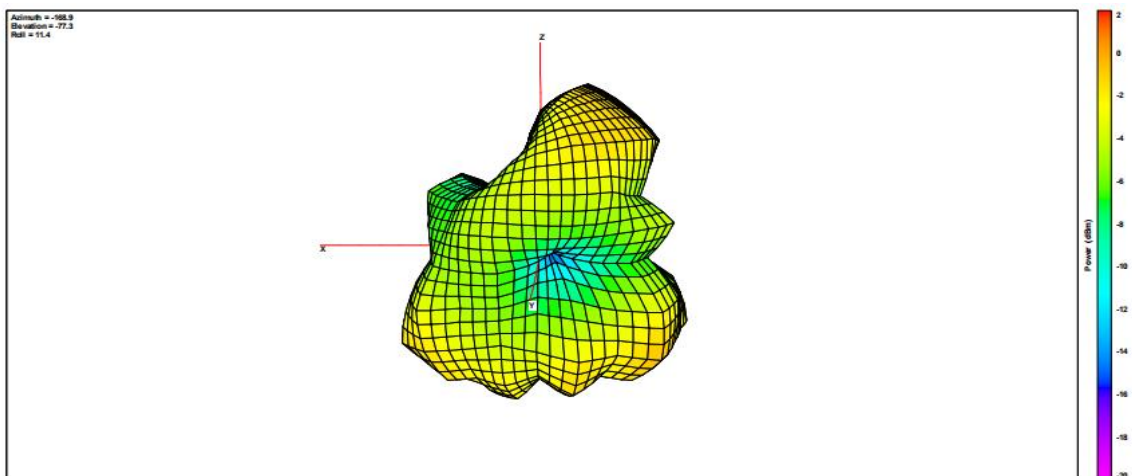
a) 3D 图



600MHz



650MHz



700MHz

Passive Test 600MHz											
Fre. (MHz)	600	610	620	630	640	650	660	670	680	690	700
Effi (%)	28.61	29.34	28.30	29.31	31.56	32.77	33.50	32.64	33.01	34.46	36.74
Gain(dBi)	-0.42	-0.41	-0.63	-0.65	-0.47	-0.19	1.00	1.02	1.28	0.95	0.54

b) 2D 图

