


APPENDIX 1 PHOTOGRAPHS OF TEST SETUP


Test Model No.:S0-315




Radiated emission Test Setup-1(9kHz~30MHz)




Radiated emission Test Setup-2(9kHz~30MHz)close up photo




Radiated emission Test Setup-3 (30MHz~1GHz)



Radiated emission Test Setup-4 (30MHz~1GHz) close up photo



Radiated spurious emission Test Setup-5(Above 1GHz)



Radiated spurious emission Test Setup-6(Above 1GHz)
There are absorbing materials under the ground.