



**APPENDIX 1 PHOTOGRAPHS OF TEST SETUP**


Test Model No.: D0-315



**Radiated emission Test Setup-1(9kHz~30MHz)**




**Radiated emission Test Setup-2(9kHz~30MHz) close up photo**




**Radiated emission Test Setup-3 (30MHz~1GHz)**



**Radiated emission Test Setup-4(30MHz~1GHz)close up photo**



**Radiated spurious emission Test Setup-5(Above 1GHz)**



**Radiated spurious emission Test Setup-6(Above 1GHz)**  
**There are absorbing materials under the ground.**