

Radio Test Report

Report No.: STS2312308W02

Issued for

Chongqing Huiye lot Technology Co., Ltd.

No.4 Of No.6 Comprehensive Tax Avenue, Shapingba
Districh, Chongqing, China

Product Name: Tracker

Brand Name:



Model Name: QHY006

Series Model(s): BTG300L

FCC ID: 2A5B3-QHY006

Test Standards: 47 CFR Part 2, 22, 24, 27

The test results presented in this report relate only to the object tested. This report shall not be reproduced, except in full, without the written approval of the Shenzhen STS Test Services Co., Ltd.




TEST REPORT

Applicant's Name: Chongqing Huiye lot Technology Co., Ltd.
 Address.....: No.4 Of No.6 Comprehensive Tax Avenue, Shapingba Districh, Chongqing, China

Manufacturer's Name: Chongqing Huiye lot Technology Co., Ltd.
 Address.....: No.4 Of No.6 Comprehensive Tax Avenue, Shapingba Districh, Chongqing, China

Product Description

Product Name: Tracker

Brand Name.....: 

Model Name.....: QHY006

Series Model(s): BTG300L

Test Standards.....: 47 CFR Part 2, 22, 24, 27

Test Procedure.....: KDB 971168 D01 v03r01,ANSI C63.26(2015)

This device described above has been tested by STS, the test results show that the equipment under test (EUT) is in compliance with the FCC requirements. And it is applicable only to the tested sample identified in the report.
 The test results presented in this report relate only to the object tested. This report shall not be reproduced, except in full, without the written approval of the Shenzhen STS Test Services Co., Ltd.

Date of Test.....:

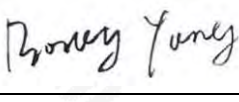
Date of receipt of test item: 11 Dec. 2023
 Date (s) of performance of tests : 11 Dec. 2023 ~ 25 Dec. 2023
 Date of Issue: 25 Dec. 2023
 Test Result: Pass

Testing Engineer : 

 (Lenon Hou)

Technical Manager : 

 (Chris Chen)

Authorized Signatory : 

 (Bovey Yang)





Table of Contents	Page
1 INTRODUCTION	7
1.1 TEST FACTORY	7
1.2 MEASUREMENT UNCERTAINTY	7
2 PRODUCT INFORMATION	8
3 TEST CONFIGURATION OF EQUIPMENT UNDER TEST	11
4 MEASUREMENT INSTRUMENTS	13
5 TEST ITEMS	14
5.1 CONDUCTED OUTPUT POWER&TRANSMITTER RADIATED POWER	14
5.2 PEAK TO AVERAGE RATIO	38
5.3 OCCUPIED BANDWIDTH	39
5.4 FREQUENCY STABILITY	40
5.5 SPURIOUS EMISSIONS AT ANTENNA TERMINALS	46
5.6 BAND EDGE	47
5.7 FIELD STRENGTH OF SPURIOUS RADIATION MEASUREMENT	49
APPENDIX-PHOTOS OF TEST SETUP	85



Revision History

Rev.	Issue Date	Report No.	Effect Page	Contents
00	25 Dec. 2023	STS2312308W02	ALL	Initial Issue



SUMMARY OF TEST RESULTS

Test procedures according to the technical standards:

The radiated emission testing was performed according to the procedures of KDB 971168 D01 v03r01 and ANSI C63.26(2015)

Test Description	FCC Rules	Band	Test Limit	Test Result
Conducted Output Power	2.1046	/	Reporting Only	PASS
Transmitter Radiated Power	22.913	B5	ERP < 7 Watt	PASS
	24.232(c)	B2	EIRP < 2Watt	
	27.50(d)	B4, B66	EIRP < 1Watt	
	27.50(h)	B7	EIRP < 2Watt	
Peak-to-Average Ratio	22.913(d)	B5	< 13 dB	PASS
	24.232(d)	B2		
	27.50	B4, B7, B66		
Occupied Bandwidth	2.1049	/	Reporting Only	PASS
Frequency Stability	2.1055	/	< 2.5 ppm	PASS
	22.355	B5		
	24.235	B2		
	27.54	B4, B7 B66		
Spurious Emission at Antenna Terminals	2.1051	/	< 43+10log10(P[Watts])	PASS
	22.917	B5		
	24.238(a)	B2		
	27.53(h)	B4, B66		
	27.53(m)	B7	< 55+10log10(P[Watts])	
Band Edge	2.1051	/	Please refer to standard	PASS
	22.917	B5		
	24.238(a)	B2		



	27.53(h)	B4, B66		
	27.53(m)	B7		
Field Strength of Spurious Radiation	2.1053	/	< 43+10log10(P[Watts])	PASS
	22.917	B5		
	24.238(a)	B2		
	27.53(h)	B4,B66		
	27.53(m)	B7	< 55+10log10(P[Watts])	



1 INTRODUCTION

1.1 TEST FACTORY

SHENZHEN STS TEST SERVICES CO., LTD

Add. : 101, Building B, Zhuoke Science Park, No.190 Chongqing Road, ZhanChengShequ, Fuhai Sub-District, Bao'an District, Shenzhen, Guang Dong, China

FCC test Firm Registration Number: 625569

IC test Firm Registration Number: 12108A

A2LA Certificate No.: 4338.01


1.2 MEASUREMENT UNCERTAINTY

The measurement uncertainties shown below were calculated in accordance with the requirements of ANSI C63.4-2014. All measurement uncertainty values are shown with a coverage factor of $k = 2$ to indicate a 95% level of confidence. The measurement data shown herein meets or exceeds the CISPR measurement uncertainty values specified in CISPR 16-4-2 and, thus, can be compared directly to specified limits to determine compliance.

No.	Item	Uncertainty
1	RF output power, conducted	± 1.197 dB
2	Unwanted Emissions, conducted	± 2.896 dB
3	All emissions, radiated 9K-30MHz	± 3.84 dB
4	All emissions, radiated 30M-1GHz	± 3.94 dB
5	All emissions, radiated 1G-6GHz	± 4.59 dB
6	All emissions, radiated >6G	± 5.22 dB
7	Conducted Emission (9KHz-150KHz)	± 2.14 dB
8	Conducted Emission (150KHz-30MHz)	± 2.54 dB



2 PRODUCT INFORMATION

Product Name	Tracker
Brand Name	
Model Name	QHY006
Series Model(s)	BTG300L
Model Difference	The difference only in the model name.
Tx Frequency:	GSM850: 824-849 MHz GSM1900: 1850-1910 MHz LTE Band 2:1850~1910MHz LTE Band 4:1710~1755MHz LTE Band 5:824~849MHz LTE Band 7:2500~2570MHz LTE Band 66:1710~1780MHz
Rx Frequency:	GSM850: 824-849 MHz GSM1900: 1850-1910 MHz LTE Band 2:1930 ~1990MHz LTE Band 4:2110~2155MHz LTE Band 5:869~894MHz LTE Band 7:2620~2690MHz LTE Band 66:2110~2200MHz
Max RF Output Power:	GSM850:26.08dBm, PCS1900:31.04dBm LTE Band 2: 23.43 dBm,LTE Band 4: 23.45 dBm LTE Band 5: 23.93 dBm,LTE Band 7: 22.82 dBm LTE Band 66: 23.65 dBm
Modulation Characteristics:	GPRS :GMSK LTE: QPSK /16QAM
SIM Card:	SIM 1 is used to tested.
Antenna:	PIFA
Antenna gain:	GSM 850: -5.4dBi ,PCS 1900:1.4dBi LTE Band 2:1.4 dBi LTE Band 4:0.1 dBi LTE Band 5:-5.4 dBi LTE Band 7:0.8 dBi LTE Band 66:0.1 dBi
Battery parameter:	Rated Voltage:3.7V Charge Limit Voltage:4.2V Capacity: 720 mAh
Rating:	Input: 5V 1A
GPRS/EDGE Class:	Multi-Class12



Extreme Vol. Limits:	DC 3.33V ~ DC 4.07V (Normal: DC 3.7V)
Extreme Temp. Tolerance:	-30°C to +50°C
Hardware version number:	QHY006_MB_PCB_V1.02
Software version number:	QHY006_V15

*** Note: The High Voltage DC 4.07V and Low Voltage DC 3.33V was declared by manufacturer, The EUT couldn't be operate normally with higher or lower voltage, the antenna information refer the manufacturer provide report, applicable only to the tested sample identified in the report.*

2.1 EMISSION DESIGNATOR

Mode	Emission Designator (99%OBW)	
GPRS850	238KGXW	
GPRS1900	237KGXW	
LTE Band 2	Emission Designator (99%OBW)QPSK	Emission Designator (99%OBW)16QAM
BW(MHz)		
1.4	1M10G7D	1M10W7D
3	2M70G7D	2M69W7D
5	4M49G7D	4M49W7D
10	8M97G7D	N/A
15	13M5G7D	N/A
20	18M0G7D	N/A
LTE Band 4	Emission Designator (99%OBW)QPSK	Emission Designator (99%OBW)16QAM
BW(MHz)		
1.4	1M09G7D	1M10W7D
3	2M69G7D	2M68W7D
5	4M49G7D	4M49W7D
10	8M94G7D	N/A
15	13M5G7D	N/A
20	18M0G7D	N/A
LTE Band 5	Emission Designator (99%OBW)QPSK	Emission Designator (99%OBW)16QAM
BW(MHz)		
1.4	1M10G7D	1M11W7D
3	2M69G7D	2M69W7D
5	4M48G7D	4M50W7D
10	8M91G7D	N/A
LTE Band 7	Emission Designator (99%OBW)QPSK	Emission Designator (99%OBW)16QAM
BW(MHz)		
5	4M49G7D	4M85W7D
10	8M91G7D	N/A
15	13M5G7D	N/A
20	18M0G7D	N/A
LTE Band 66	Emission Designator (99%OBW)QPSK	Emission Designator (99%OBW)16QAM
BW(MHz)		
1.4	1M10G7D	1M11W7D
3	2M68G7D	2M68W7D
5	4M50G7D	4M49W7D
10	8M91G7D	N/A
15	13M5G7D	N/A
20	18M0G7D	N/A



3 TEST CONFIGURATION OF EQUIPMENT UNDER TEST

Antenna port conducted and radiated test items were performed according to KDB 971168 D01 and ANSI C63.26 2015 Power Meas. License Digital Systems with maximum output power.

Radiated measurements were performed with rotating EUT in different three orthogonal test planes to find the maximum emission.

Radiated emissions were investigated as following frequency range:

1. 30 MHz to 10th harmonic for GSM850 and WCDMA Band V.
2. 30 MHz to 10th harmonic for WCDMA Band IV.
3. 30 MHz to 10th harmonic for GSM1900 and WCDMA Band II.

All modes and data rates and positions were investigated.

Test modes are chosen to be reported as the worst case configuration below:

	TEST MODES	
BAND	RADIATED TCS	CONDUCTED TCS
GSM 850	GSM LINK GPRS/EDGE CLASS 12 LINK	GSM LINK GPRS/EDGE CLASS 12 LINK
GSM 1900	GSM LINK GPRS/EDGE CLASS 12 LINK	GSM LINK GPRS/EDGE CLASS 12 LINK



LTE:

ITEMS	Band	Bandwidth (MHz)						Modulation		RB #			Test Channel		
		1.4	3	5	10	15	20	QPSK	16QAM	1	Half	Full	L	M	H
Max. Output Power	2	v	v	v	v	v	v	v	v	v	v	v	v	v	v
	4	v	v	v	v	v	v	v	v	v	v	v	v	v	v
	5	v	v	v	v			v	v	v	v	v	v	v	v
	7			v	v	v	v	v	v	v	v	v	v	v	v
	66	v	v	v	v	v	v	v	v	v	v	v	v	v	v
Peak&Avera Ratio	2	v	v	v	v	v	v	v	v	v			v	v	v
	4	v	v	v	v	v	v	v	v	v			v	v	v
	5	v	v	v	v			v	v	v			v	v	v
	7			v	v	v	v	v	v	v			v	v	v
	66	v	v	v	v	v	v	v	v	v			v	v	v
26dB&99% Bandwidth	2	v	v	v	v	v	v	v	v			v	v	v	v
	4	v	v	v	v	v	v	v	v			v	v	v	v
	5	v	v	v	v			v	v			v	v	v	v
	7			v	v	v	v	v	v			v	v	v	v
	66	v	v	v	v	v	v	v	v			v	v	v	v
Conducted Band Edge	2	v	v	v	v	v	v	v	v			v	v		v
	4	v	v	v	v	v	v	v	v			v	v		v
	5	v	v	v	v			v	v			v	v		v
	7			v	v	v	v	v	v			v	v		v
	66	v	v	v	v	v	v	v	v			v	v		v
Conducted Spurious Emission	2	v	v	v	v	v	v	v	v	v		v	v	v	v
	4	v	v	v	v	v	v	v	v	v		v	v	v	v
	5	v	v	v	v			v	v	v		v	v	v	v
	7			v	v	v	v	v	v	v		v	v	v	v
	66	v	v	v	v	v	v	v	v	v		v	v	v	v
Frequency Stability	2				v			v				v		v	
	4				v			v				v		v	
	5				v			v				v		v	
	7				v			v				v		v	
	66				v			v				v		v	
E.R.P.& E.I.R.P.	2	v	v	v	v	v	v	v	v	v	v	v	v	v	v
	4	v	v	v	v	v	v	v	v	v	v	v	v	v	v
	5	v	v	v	v			v	v	v	v	v	v	v	v
	7			v	v	v	v	v	v	v	v	v	v	v	v
	66	v	v	v	v	v	v	v	v	v	v	v	v	v	v
Radiated Spurious Emission	2	v	v	v	v	v	v	v		v			v	v	v
	4	v	v	v	v	v	v	v		v			v	v	v
	5	v	v	v	v			v		v			v	v	v
	7			v	v	v	v	v		v			v	v	v
	66	v	v	v	v	v	v	v		v			v	v	v



4 MEASUREMENT INSTRUMENTS

RF Radiation Test Equipment					
Kind of Equipment	Manufacturer	Type No.	Serial No.	Last Calibration	Calibrated Until
Temperature & Humidity	SW-108	SuWei	N/A	2023.03.03	2024.03.02
Wireless Communications Test Set	R&S	CMW 500	117239	2023.03.01	2024.02.29
Pre-Amplifier(0.1M-3GHz)	EM	EM330	060665	2023.02.28	2024.02.27
Pre-Amplifier (1G-18GHz)	SKET	LNPA-01018G-45	SK2018080901	2023.09.28	2024.09.27
Positioning Controller	MF	MF-7802	MF-780208587	N/A	N/A
Signal Analyzer	R&S	FSV 40-N	101823	2023.09.26	2024.09.25
Switch Control Box	N/A	N/A	N/A	N/A	N/A
Filter Box	BALUN Technology	SU319E	BL-SZ1530051	N/A	N/A
Video Controller	SKET	FCS C-3	N/A	N/A	N/A
Bilog Antenna	TESEQ	CBL6111D	34678	2022.09.30	2024.09.29
Horn Antenna	SCHWARZBECK	BBHA 9120D	02014	2023.09.24	2025.09.23
Antenna Mast	MF	MFA-440H	N/A	N/A	N/A
Turn Table	MF	N/A	N/A	N/A	N/A
AC Power Source	APC	KDF-11010G	F214050035	N/A	N/A
DC Power Supply	Zhaoxin	RXN 605D	20R605D11010081	N/A	N/A
Test SW	EMC Test Software	15.2.0.339			
	EZ-EMC	Ver.STSLAB-03A1 RE			
RF Connected Test Equipment					
Kind of Equipment	Manufacturer	Type No.	Serial No.	Last Calibration	Calibrated Until
Temperature & Humidity	SW-108	SuWei	N/A	2023.03.03	2024.03.02
Wireless Communications Test Set	R&S	CMW 500	131428	2023.03.01	2024.02.29
Signal Analyzer	Agilent	N9020A	MY52440124	2023.03.01	2024.02.29
RF Automatic Test System	Maiwei	MW200-SFCB	N/A	N/A	N/A
Temperature & Humidity Test Chamber	Safety test	AG80L	171200018	2023.03.01	2024.02.29
Programmable Power Supply	Agilent	E3642A	MY40002025	2023.09.26	2024.09.25
Test SW	MTS 8200	2.0.0.0			

5 TEST ITEMS

5.1 CONDUCTED OUTPUT POWER&TRANSMITTER RADIATED POWER

TEST OVERVIEW

CONDUCTED OUTPUT POWER:

A system simulator was used to establish communication with the EUT. Its parameters were set to enforce EUT transmitting at the maximum power. The measured power in the radio frequency on the transmitter output terminals shall be reported.

TRANSMITTER RADIATED POWER (EIRP/ERP)

Determining ERP and/or EIRP from conducted RF output power measurements according to ANSI C63.26 2015 Section 5.2.5.5.

In many cases, RF output power limits are specified in terms of the ERP or the EIRP. Typically, ERP is specified when the operating frequency is less than or equal to 1 GHz and EIRP is specified when the operating frequency is greater than 1 GHz. Both are defined as the product of the power supplied to the antenna and its gain (relative to a dipole antenna in the case of ERP, and relative to an isotropic antenna in the case of EIRP); however, when working in decibels (i.e., logarithmic scale), the ERP and EIRP represent the sum of the transmit antenna gain (in dBd or dBi, respectively) and the conducted RF output power (expressed in dB relative to watts or milliwatts).

The relevant equation for determining the maximum ERP or EIRP from the measured RF output power is given in Equation (1) as follows:

$$(1) \text{ ERP or EIRP} = \text{PMeas} + \text{GT}$$

$$\text{ERP} = \text{EIRP} - 2.15$$

where

ERP or EIRP effective radiated power or equivalent isotropically radiated power, respectively (expressed in the same units as PMeas, e.g., dBm or dBW)

PMeas measured transmitter output power or PSD, in dBm or dBW

GT gain of the transmitting antenna, in dBd (ERP) or dBi (EIRP)

For devices utilizing multiple antennas, see 6.4 for guidance with respect to determining the effective array transmit antenna gain term to be used in the above equation.

The following equations demonstrate the mathematical relationship between ERP and EIRP:

a) $\text{ERP} = \text{EIRP} - 2.15$, where ERP and EIRP are expressed in consistent units.

b) $\text{EIRP} = \text{ERP} + 2.15$, where ERP and EIRP are expressed in consistent units.

TEST PROCEDURES

1. The transmitter output port was connected to the system simulator.
2. Set eut at maximum power through the system simulator.
3. Select lowest, middle, and highest channels for each band and different modulation.
4. Measure and record the power level from the system simulator.

TEST SETUP



TEST RESULT

GSM 850							
Mode	Frequency (MHz)	Conduction AVG Power(dBm)	Ant Gain (dBi)	ERP (dBm)	ERP Limit (W)	ERP Limit (dBm)	Conclusion
GPRS (GMSK,1-Slot)	824.2	33.38	-5.40	25.83	7.00	38.45	PASS
	836.6	33.56	-5.40	26.01	7.00	38.45	PASS
	848.8	33.63	-5.40	26.08	7.00	38.45	PASS
GPRS (GMSK,2-Slot)	824.2	31.33	-5.40	23.78	7.00	38.45	PASS
	836.6	31.43	-5.40	23.88	7.00	38.45	PASS
	848.8	31.60	-5.40	24.05	7.00	38.45	PASS
GPRS (GMSK,3-Slot)	824.2	29.23	-5.40	21.68	7.00	38.45	PASS
	836.6	29.33	-5.40	21.78	7.00	38.45	PASS
	848.8	29.48	-5.40	21.93	7.00	38.45	PASS
GPRS (GMSK,4-Slot)	824.2	27.11	-5.40	19.56	7.00	38.45	PASS
	836.6	27.18	-5.40	19.63	7.00	38.45	PASS
	848.8	27.33	-5.40	19.78	7.00	38.45	PASS

PCS 1900							
Mode	Frequency (MHz)	Conduction AVG Power(dBm)	Ant Gain (dBi)	EIRP (dBm)	EIRP Limit (W)	EIRP Limit (dBm)	Conclusion
GPRS (GMSK,1-Slot)	1850.2	29.58	1.40	30.98	2.00	33.01	PASS
	1880.0	29.64	1.40	31.04	2.00	33.01	PASS
	1909.8	29.46	1.40	30.86	2.00	33.01	PASS
GPRS (GMSK,2-Slot)	1850.2	27.59	1.40	28.99	2.00	33.01	PASS
	1880.0	27.71	1.40	29.11	2.00	33.01	PASS
	1909.8	27.68	1.40	29.08	2.00	33.01	PASS
GPRS (GMSK,3-Slot)	1850.2	25.58	1.40	26.98	2.00	33.01	PASS
	1880.0	25.61	1.40	27.01	2.00	33.01	PASS
	1909.8	25.58	1.40	26.98	2.00	33.01	PASS
GPRS (GMSK,4-Slot)	1850.2	23.46	1.40	24.86	2.00	33.01	PASS
	1880.0	23.68	1.40	25.08	2.00	33.01	PASS
	1909.8	23.58	1.40	24.98	2.00	33.01	PASS



Radiated Power (EIRP) for LTE Band 2 /1.4M											
BW (MHz)	UL Channel	RB Size	RB offset	Modulation	Conduction AVG Power(dBm)	Ant Gain (dBi)	EIRP (dBm)	EIRP Limit(W)	EIRP Limit(dBm)	Verdict	
1.4	Lowest	1	0	QPSK	21.74	1.4	23.14	2.00	33.01	PASS	
		1	2		22.34	1.4	23.74	2.00	33.01	PASS	
		1	5		21.52	1.4	22.92	2.00	33.01	PASS	
		3	0		22.04	1.4	23.44	2.00	33.01	PASS	
		3	1		22.24	1.4	23.64	2.00	33.01	PASS	
		3	2		21.99	1.4	23.39	2.00	33.01	PASS	
		6	0	21.06	1.4	22.46	2.00	33.01	PASS		
		1	0	16QAM	20.55	1.4	21.95	2.00	33.01	PASS	
		1	2		21.24	1.4	22.64	2.00	33.01	PASS	
		1	5		20.44	1.4	21.84	2.00	33.01	PASS	
		3	0		21.14	1.4	22.54	2.00	33.01	PASS	
		3	1		21.33	1.4	22.73	2.00	33.01	PASS	
		3	2		21.10	1.4	22.50	2.00	33.01	PASS	
		6	0	20.26	1.4	21.66	2.00	33.01	PASS		
		Middle	QPSK	1	0	22.41	1.4	23.81	2.00	33.01	PASS
				1	2	23.14	1.4	24.54	2.00	33.01	PASS
				1	5	22.36	1.4	23.76	2.00	33.01	PASS
				3	0	22.93	1.4	24.33	2.00	33.01	PASS
	3			1	23.12	1.4	24.52	2.00	33.01	PASS	
	3			2	22.88	1.4	24.28	2.00	33.01	PASS	
	6		0	21.95	1.4	23.35	2.00	33.01	PASS		
	16QAM		1	0	21.53	1.4	22.93	2.00	33.01	PASS	
			1	2	22.23	1.4	23.63	2.00	33.01	PASS	
			1	5	21.44	1.4	22.84	2.00	33.01	PASS	
			3	0	22.04	1.4	23.44	2.00	33.01	PASS	
			3	1	22.24	1.4	23.64	2.00	33.01	PASS	
			3	2	21.98	1.4	23.38	2.00	33.01	PASS	
	6		0	21.12	1.4	22.52	2.00	33.01	PASS		
	Highest		QPSK	1	0	22.76	1.4	24.16	2.00	33.01	PASS
				1	2	23.00	1.4	24.40	2.00	33.01	PASS
				1	5	21.93	1.4	23.33	2.00	33.01	PASS
				3	0	22.80	1.4	24.20	2.00	33.01	PASS
		3		1	22.95	1.4	24.35	2.00	33.01	PASS	
		3		2	22.39	1.4	23.79	2.00	33.01	PASS	
		6	0	21.55	1.4	22.95	2.00	33.01	PASS		
		16QAM	1	0	21.96	1.4	23.36	2.00	33.01	PASS	
1			2	22.28	1.4	23.68	2.00	33.01	PASS		
1			5	21.27	1.4	22.67	2.00	33.01	PASS		
3			0	21.97	1.4	23.37	2.00	33.01	PASS		
3			1	22.16	1.4	23.56	2.00	33.01	PASS		
3			2	21.66	1.4	23.06	2.00	33.01	PASS		
6		0	20.71	1.4	22.11	2.00	33.01	PASS			



Radiated Power (EIRP) for LTE Band 2 /3M											
BW (MHz)	UL Channel	RB Size	RB offset	Modulation	Conduction AVG Power(dBm)	Ant Gain (dBi)	EIRP (dBm)	EIRP Limit(W)	EIRP Limit(dBm)	Verdict	
3	Lowest	1	0	QPSK	21.94	1.4	23.34	2.00	33.01	PASS	
		1	7		22.65	1.4	24.05	2.00	33.01	PASS	
		1	14		20.85	1.4	22.25	2.00	33.01	PASS	
		8	0		21.25	1.4	22.65	2.00	33.01	PASS	
		8	4		21.44	1.4	22.84	2.00	33.01	PASS	
		8	7		21.08	1.4	22.48	2.00	33.01	PASS	
		15	0	21.16	1.4	22.56	2.00	33.01	PASS		
		1	0	21.11	1.4	22.51	2.00	33.01	PASS		
		1	7	21.92	1.4	23.32	2.00	33.01	PASS		
		1	14	20.14	1.4	21.54	2.00	33.01	PASS		
		8	0	20.31	1.4	21.71	2.00	33.01	PASS		
		8	4	20.51	1.4	21.91	2.00	33.01	PASS		
		8	7	20.17	1.4	21.57	2.00	33.01	PASS		
		15	0	20.10	1.4	21.50	2.00	33.01	PASS		
		Middle	QPSK	1	0	22.25	1.4	23.65	2.00	33.01	PASS
	1			7	23.42	1.4	24.82	2.00	33.01	PASS	
	1			14	21.84	1.4	23.24	2.00	33.01	PASS	
	8			0	22.15	1.4	23.55	2.00	33.01	PASS	
	8			4	22.38	1.4	23.78	2.00	33.01	PASS	
	8			7	22.05	1.4	23.45	2.00	33.01	PASS	
	15		0	22.09	1.4	23.49	2.00	33.01	PASS		
	16QAM		1	0	21.37	1.4	22.77	2.00	33.01	PASS	
			1	7	22.74	1.4	24.14	2.00	33.01	PASS	
			1	14	20.90	1.4	22.30	2.00	33.01	PASS	
			8	0	21.09	1.4	22.49	2.00	33.01	PASS	
			8	4	21.30	1.4	22.70	2.00	33.01	PASS	
			8	7	20.99	1.4	22.39	2.00	33.01	PASS	
			15	0	20.87	1.4	22.27	2.00	33.01	PASS	
			Highest	QPSK	1	0	22.69	1.4	24.09	2.00	33.01
		1			7	23.28	1.4	24.68	2.00	33.01	PASS
	1	14			21.50	1.4	22.90	2.00	33.01	PASS	
	8	0			21.94	1.4	23.34	2.00	33.01	PASS	
	8	4			22.07	1.4	23.47	2.00	33.01	PASS	
	8	7			21.69	1.4	23.09	2.00	33.01	PASS	
	15	0		21.83	1.4	23.23	2.00	33.01	PASS		
	16QAM	1		0	21.95	1.4	23.35	2.00	33.01	PASS	
1		7		22.61	1.4	24.01	2.00	33.01	PASS		
1		14		20.83	1.4	22.23	2.00	33.01	PASS		
8		0		20.93	1.4	22.33	2.00	33.01	PASS		
8		4		21.09	1.4	22.49	2.00	33.01	PASS		
8		7		20.70	1.4	22.10	2.00	33.01	PASS		
15		0		20.92	1.4	22.32	2.00	33.01	PASS		



Radiated Power (EIRP) for LTE Band 2 /5M										
BW (MHz)	UL Channel	RB Size	RB offset	Modulation	Conduction AVG Power(dBm)	Ant Gain (dBi)	EIRP (dBm)	EIRP Limit(W)	EIRP Limit(dBm)	Verdict
5	Lowest	1	0	QPSK	21.75	1.4	23.15	2.00	33.01	PASS
		1	12		21.86	1.4	23.26	2.00	33.01	PASS
		1	24		21.64	1.4	23.04	2.00	33.01	PASS
		12	0		21.13	1.4	22.53	2.00	33.01	PASS
		12	6		21.02	1.4	22.42	2.00	33.01	PASS
		12	11		20.82	1.4	22.22	2.00	33.01	PASS
		25	0		21.08	1.4	22.48	2.00	33.01	PASS
		1	0	16QAM	21.18	1.4	22.58	2.00	33.01	PASS
		1	12		21.33	1.4	22.73	2.00	33.01	PASS
		1	24		21.12	1.4	22.52	2.00	33.01	PASS
		12	0		20.27	1.4	21.67	2.00	33.01	PASS
		12	6		20.17	1.4	21.57	2.00	33.01	PASS
		12	11		19.97	1.4	21.37	2.00	33.01	PASS
		25	0		20.14	1.4	21.54	2.00	33.01	PASS
		1	0	QPSK	22.26	1.4	23.66	2.00	33.01	PASS
	1	12	22.84		1.4	24.24	2.00	33.01	PASS	
	1	24	22.61		1.4	24.01	2.00	33.01	PASS	
	12	0	22.05		1.4	23.45	2.00	33.01	PASS	
	12	6	22.04		1.4	23.44	2.00	33.01	PASS	
	12	11	21.88		1.4	23.28	2.00	33.01	PASS	
	25	0	22.08		1.4	23.48	2.00	33.01	PASS	
	1	0	16QAM	21.55	1.4	22.95	2.00	33.01	PASS	
	1	12		22.20	1.4	23.60	2.00	33.01	PASS	
	1	24		21.84	1.4	23.24	2.00	33.01	PASS	
	12	0		21.11	1.4	22.51	2.00	33.01	PASS	
	12	6		21.10	1.4	22.50	2.00	33.01	PASS	
	12	11		20.97	1.4	22.37	2.00	33.01	PASS	
	25	0		20.96	1.4	22.36	2.00	33.01	PASS	
	1	0	QPSK	22.45	1.4	23.85	2.00	33.01	PASS	
	1	12		22.74	1.4	24.14	2.00	33.01	PASS	
	1	24		22.38	1.4	23.78	2.00	33.01	PASS	
	12	0		22.00	1.4	23.40	2.00	33.01	PASS	
	12	6		21.87	1.4	23.27	2.00	33.01	PASS	
	12	11		21.60	1.4	23.00	2.00	33.01	PASS	
	25	0		21.82	1.4	23.22	2.00	33.01	PASS	
	1	0	16QAM	21.49	1.4	22.89	2.00	33.01	PASS	
	1	12		21.91	1.4	23.31	2.00	33.01	PASS	
	1	24		21.64	1.4	23.04	2.00	33.01	PASS	
	12	0		21.26	1.4	22.66	2.00	33.01	PASS	
	12	6		21.12	1.4	22.52	2.00	33.01	PASS	
	12	11		20.86	1.4	22.26	2.00	33.01	PASS	
	25	0		20.95	1.4	22.35	2.00	33.01	PASS	



Radiated Power (EIRP) for LTE Band 2 /10M										
BW (MHz)	UL Channel	RB Size	RB offset	Modulation	Conduction AVG Power(dBm)	Ant Gain (dBi)	EIRP (dBm)	EIRP Limit(W)	EIRP Limit(dBm)	Verdict
10	Lowest	1	0	QPSK	21.55	1.4	22.95	2.00	33.01	PASS
		1	24		22.02	1.4	23.42	2.00	33.01	PASS
		1	49		21.36	1.4	22.76	2.00	33.01	PASS
		25	0		21.27	1.4	22.67	2.00	33.01	PASS
		25	12		20.98	1.4	22.38	2.00	33.01	PASS
		25	24		20.75	1.4	22.15	2.00	33.01	PASS
		50	0		21.02	1.4	22.42	2.00	33.01	PASS
	Middle	1	0	QPSK	22.34	1.4	23.74	2.00	33.01	PASS
		1	24		23.28	1.4	24.68	2.00	33.01	PASS
		1	49		22.32	1.4	23.72	2.00	33.01	PASS
		25	0		22.26	1.4	23.66	2.00	33.01	PASS
		25	12		22.24	1.4	23.64	2.00	33.01	PASS
		25	24		21.90	1.4	23.30	2.00	33.01	PASS
		50	0		22.10	1.4	23.50	2.00	33.01	PASS
	Highest	1	0	QPSK	22.00	1.4	23.40	2.00	33.01	PASS
		1	24		23.09	1.4	24.49	2.00	33.01	PASS
		1	49		22.12	1.4	23.52	2.00	33.01	PASS
		25	0		22.12	1.4	23.52	2.00	33.01	PASS
		25	12		22.12	1.4	23.52	2.00	33.01	PASS
		25	24		21.78	1.4	23.18	2.00	33.01	PASS
		50	0		21.97	1.4	23.37	2.00	33.01	PASS

Radiated Power (EIRP) for LTE Band 2 /15M										
BW (MHz)	UL Channel	RB Size	RB offset	Modulation	Conduction AVG Power(dBm)	Ant Gain (dBi)	EIRP (dBm)	EIRP Limit(W)	EIRP Limit(dBm)	Verdict
15	Lowest	1	0	QPSK	22.14	1.4	23.54	2.00	33.01	PASS
		1	37		21.89	1.4	23.29	2.00	33.01	PASS
		1	74		21.65	1.4	23.05	2.00	33.01	PASS
		36	0		20.85	1.4	22.25	2.00	33.01	PASS
		36	18		20.71	1.4	22.11	2.00	33.01	PASS
		36	39		20.91	1.4	22.31	2.00	33.01	PASS
		75	0		21.12	1.4	22.52	2.00	33.01	PASS
	Middle	1	0	QPSK	22.58	1.4	23.98	2.00	33.01	PASS
		1	37		22.99	1.4	24.39	2.00	33.01	PASS
		1	74		22.55	1.4	23.95	2.00	33.01	PASS
		36	0		22.20	1.4	23.60	2.00	33.01	PASS
		36	18		22.23	1.4	23.63	2.00	33.01	PASS
		36	39		21.69	1.4	23.09	2.00	33.01	PASS
		75	0		21.98	1.4	23.38	2.00	33.01	PASS
	Highest	1	0	QPSK	22.44	1.4	23.84	2.00	33.01	PASS
		1	37		22.84	1.4	24.24	2.00	33.01	PASS
		1	74		22.64	1.4	24.04	2.00	33.01	PASS
		36	0		21.86	1.4	23.26	2.00	33.01	PASS
		36	18		22.00	1.4	23.40	2.00	33.01	PASS
		36	39		21.65	1.4	23.05	2.00	33.01	PASS
		75	0		21.81	1.4	23.21	2.00	33.01	PASS



Radiated Power (EIRP) for LTE Band 2 /20M										
BW (MHz)	UL Channel	RB Size	RB offset	Modulation	Conduction AVG Power(dBm)	Ant Gain (dBi)	EIRP (dBm)	EIRP Limit(W)	EIRP Limit(dBm)	Verdict
20	Lowest	1	0	QPSK	22.01	1.4	23.41	2.00	33.01	PASS
		1	49		22.10	1.4	23.50	2.00	33.01	PASS
		1	99		22.10	1.4	23.50	2.00	33.01	PASS
		50	0		21.18	1.4	22.58	2.00	33.01	PASS
		50	24		21.17	1.4	22.57	2.00	33.01	PASS
		50	49		21.03	1.4	22.43	2.00	33.01	PASS
		100	0		21.08	1.4	22.48	2.00	33.01	PASS
	Middle	1	0	QPSK	22.24	1.4	23.64	2.00	33.01	PASS
		1	49		23.43	1.4	24.83	2.00	33.01	PASS
		1	99		22.03	1.4	23.43	2.00	33.01	PASS
		50	0		22.06	1.4	23.46	2.00	33.01	PASS
		50	24		22.23	1.4	23.63	2.00	33.01	PASS
		50	49		21.55	1.4	22.95	2.00	33.01	PASS
		100	0		21.80	1.4	23.20	2.00	33.01	PASS
	Highest	1	0	QPSK	22.53	1.4	23.93	2.00	33.01	PASS
		1	49		22.95	1.4	24.35	2.00	33.01	PASS
		1	99		22.39	1.4	23.79	2.00	33.01	PASS
		50	0		21.84	1.4	23.24	2.00	33.01	PASS
		50	24		21.94	1.4	23.34	2.00	33.01	PASS
		50	49		21.60	1.4	23.00	2.00	33.01	PASS
		100	0		21.72	1.4	23.12	2.00	33.01	PASS



Radiated Power (EIRP) for LTE Band 4 /1.4M											
BW (MHz)	UL Channel	RB Size	RB offset	Modulation	Conduction AVG Power(dBm)	Ant Gain (dBi)	EIRP (dBm)	EIRP Limit(W)	EIRP Limit(dBm)	Verdict	
1.4	Lowest	1	0	QPSK	22.71	0.1	22.81	1.00	30.00	PASS	
		1	2		23.35	0.1	23.45	1.00	30.00	PASS	
		1	5		22.50	0.1	22.60	1.00	30.00	PASS	
		3	0		22.99	0.1	23.09	1.00	30.00	PASS	
		3	1		23.17	0.1	23.27	1.00	30.00	PASS	
		3	2		23.02	0.1	23.12	1.00	30.00	PASS	
		6	0	22.03	0.1	22.13	1.00	30.00	PASS		
		1	0	16QAM	21.43	0.1	21.53	1.00	30.00	PASS	
		1	2		22.16	0.1	22.26	1.00	30.00	PASS	
		1	5		21.37	0.1	21.47	1.00	30.00	PASS	
		3	0		22.00	0.1	22.10	1.00	30.00	PASS	
		3	1		22.31	0.1	22.41	1.00	30.00	PASS	
		3	2		22.07	0.1	22.17	1.00	30.00	PASS	
		6	0	21.07	0.1	21.17	1.00	30.00	PASS		
		Middle	QPSK	1	0	22.02	0.1	22.12	1.00	30.00	PASS
				1	2	22.81	0.1	22.91	1.00	30.00	PASS
				1	5	22.16	0.1	22.26	1.00	30.00	PASS
				3	0	22.65	0.1	22.75	1.00	30.00	PASS
	3			1	22.87	0.1	22.97	1.00	30.00	PASS	
	3			2	22.63	0.1	22.73	1.00	30.00	PASS	
	6		0	21.49	0.1	21.59	1.00	30.00	PASS		
	16QAM		1	0	21.02	0.1	21.12	1.00	30.00	PASS	
			1	2	21.78	0.1	21.88	1.00	30.00	PASS	
			1	5	21.00	0.1	21.10	1.00	30.00	PASS	
			3	0	21.54	0.1	21.64	1.00	30.00	PASS	
			3	1	21.77	0.1	21.87	1.00	30.00	PASS	
			3	2	21.53	0.1	21.63	1.00	30.00	PASS	
	6		0	20.67	0.1	20.77	1.00	30.00	PASS		
	Highest		QPSK	1	0	22.42	0.1	22.52	1.00	30.00	PASS
				1	2	23.03	0.1	23.13	1.00	30.00	PASS
				1	5	22.27	0.1	22.37	1.00	30.00	PASS
				3	0	22.86	0.1	22.96	1.00	30.00	PASS
		3		1	23.01	0.1	23.11	1.00	30.00	PASS	
		3		2	22.69	0.1	22.79	1.00	30.00	PASS	
		6	0	21.81	0.1	21.91	1.00	30.00	PASS		
		16QAM	1	0	21.70	0.1	21.80	1.00	30.00	PASS	
			1	2	22.37	0.1	22.47	1.00	30.00	PASS	
			1	5	21.66	0.1	21.76	1.00	30.00	PASS	
			3	0	21.97	0.1	22.07	1.00	30.00	PASS	
			3	1	22.16	0.1	22.26	1.00	30.00	PASS	
			3	2	21.86	0.1	21.96	1.00	30.00	PASS	
		6	0	20.78	0.1	20.88	1.00	30.00	PASS		



Radiated Power (EIRP) for LTE Band 4 /3M											
BW (MHz)	UL Channel	RB Size	RB offset	Modulation	Conduction AVG Power(dBm)	Ant Gain (dBi)	EIRP (dBm)	EIRP Limit(W)	EIRP Limit(dBm)	Verdict	
3	Lowest	1	0	QPSK	22.55	0.1	22.65	1.00	30.00	PASS	
		1	7		23.43	0.1	23.53	1.00	30.00	PASS	
		1	14		21.95	0.1	22.05	1.00	30.00	PASS	
		8	0		22.22	0.1	22.32	1.00	30.00	PASS	
		8	4		22.42	0.1	22.52	1.00	30.00	PASS	
		8	7		22.08	0.1	22.18	1.00	30.00	PASS	
		15	0	22.12	0.1	22.22	1.00	30.00	PASS		
		1	0	21.75	0.1	21.85	1.00	30.00	PASS		
		1	7	22.85	0.1	22.95	1.00	30.00	PASS		
		1	14	21.06	0.1	21.16	1.00	30.00	PASS		
		8	0	21.28	0.1	21.38	1.00	30.00	PASS		
		8	4	21.52	0.1	21.62	1.00	30.00	PASS		
		8	7	21.20	0.1	21.30	1.00	30.00	PASS		
		15	0	21.12	0.1	21.22	1.00	30.00	PASS		
		Middle	QPSK	1	0	22.16	0.1	22.26	1.00	30.00	PASS
	1			7	23.42	0.1	23.52	1.00	30.00	PASS	
	1			14	21.76	0.1	21.86	1.00	30.00	PASS	
	8			0	21.86	0.1	21.96	1.00	30.00	PASS	
	8			4	22.14	0.1	22.24	1.00	30.00	PASS	
	8			7	21.86	0.1	21.96	1.00	30.00	PASS	
	15		0	21.83	0.1	21.93	1.00	30.00	PASS		
	16QAM		1	0	21.21	0.1	21.31	1.00	30.00	PASS	
			1	7	22.49	0.1	22.59	1.00	30.00	PASS	
			1	14	20.74	0.1	20.84	1.00	30.00	PASS	
			8	0	20.74	0.1	20.84	1.00	30.00	PASS	
			8	4	21.04	0.1	21.14	1.00	30.00	PASS	
			8	7	20.78	0.1	20.88	1.00	30.00	PASS	
			15	0	20.62	0.1	20.72	1.00	30.00	PASS	
			Highest	QPSK	1	0	22.13	0.1	22.23	1.00	30.00
		1			7	23.43	0.1	23.53	1.00	30.00	PASS
	1	14			22.34	0.1	22.44	1.00	30.00	PASS	
	8	0			22.07	0.1	22.17	1.00	30.00	PASS	
	8	4			22.23	0.1	22.33	1.00	30.00	PASS	
	8	7			21.82	0.1	21.92	1.00	30.00	PASS	
	15	0		21.94	0.1	22.04	1.00	30.00	PASS		
	16QAM	1		0	21.39	0.1	21.49	1.00	30.00	PASS	
1		7		22.73	0.1	22.83	1.00	30.00	PASS		
1		14		21.65	0.1	21.75	1.00	30.00	PASS		
8		0		20.93	0.1	21.03	1.00	30.00	PASS		
8		4		21.12	0.1	21.22	1.00	30.00	PASS		
8		7		20.75	0.1	20.85	1.00	30.00	PASS		
15		0		20.96	0.1	21.06	1.00	30.00	PASS		



Radiated Power (EIRP) for LTE Band 4 /5M										
BW (MHz)	UL Channel	RB Size	RB offset	Modulation	Conduction AVG Power(dBm)	Ant Gain (dBi)	EIRP (dBm)	EIRP Limit(W)	EIRP Limit(dBm)	Verdict
5	Lowest	1	0	QPSK	22.74	0.1	22.84	1.00	30.00	PASS
		1	12		22.91	0.1	23.01	1.00	30.00	PASS
		1	24		21.63	0.1	21.73	1.00	30.00	PASS
		12	0		22.13	0.1	22.23	1.00	30.00	PASS
		12	6		22.16	0.1	22.26	1.00	30.00	PASS
		12	11		21.92	0.1	22.02	1.00	30.00	PASS
		25	0		22.08	0.1	22.18	1.00	30.00	PASS
		1	0	16QAM	22.09	0.1	22.19	1.00	30.00	PASS
		1	12		22.32	0.1	22.42	1.00	30.00	PASS
		1	24		21.06	0.1	21.16	1.00	30.00	PASS
		12	0		21.21	0.1	21.31	1.00	30.00	PASS
		12	6		21.15	0.1	21.25	1.00	30.00	PASS
		12	11		20.93	0.1	21.03	1.00	30.00	PASS
		25	0		21.14	0.1	21.24	1.00	30.00	PASS
	Middle	QPSK	1	0	22.21	0.1	22.31	1.00	30.00	PASS
			1	12	22.75	0.1	22.85	1.00	30.00	PASS
			1	24	21.84	0.1	21.94	1.00	30.00	PASS
			12	0	21.83	0.1	21.93	1.00	30.00	PASS
			12	6	21.90	0.1	22.00	1.00	30.00	PASS
			12	11	21.89	0.1	21.99	1.00	30.00	PASS
			25	0	21.86	0.1	21.96	1.00	30.00	PASS
		16QAM	1	0	21.36	0.1	21.46	1.00	30.00	PASS
			1	12	21.95	0.1	22.05	1.00	30.00	PASS
			1	24	21.01	0.1	21.11	1.00	30.00	PASS
			12	0	20.76	0.1	20.86	1.00	30.00	PASS
			12	6	20.85	0.1	20.95	1.00	30.00	PASS
			12	11	20.86	0.1	20.96	1.00	30.00	PASS
			25	0	20.78	0.1	20.88	1.00	30.00	PASS
	Highest	QPSK	1	0	22.52	0.1	22.62	1.00	30.00	PASS
			1	12	23.02	0.1	23.12	1.00	30.00	PASS
			1	24	22.41	0.1	22.51	1.00	30.00	PASS
			12	0	22.25	0.1	22.35	1.00	30.00	PASS
			12	6	22.12	0.1	22.22	1.00	30.00	PASS
			12	11	21.87	0.1	21.97	1.00	30.00	PASS
			25	0	22.05	0.1	22.15	1.00	30.00	PASS
		16QAM	1	0	21.48	0.1	21.58	1.00	30.00	PASS
1			12	22.08	0.1	22.18	1.00	30.00	PASS	
1			24	21.50	0.1	21.60	1.00	30.00	PASS	
12			0	21.37	0.1	21.47	1.00	30.00	PASS	
12			6	21.24	0.1	21.34	1.00	30.00	PASS	
12			11	20.99	0.1	21.09	1.00	30.00	PASS	
25			0	21.08	0.1	21.18	1.00	30.00	PASS	



Radiated Power (EIRP) for LTE Band 4 /10M										
BW (MHz)	UL Channel	RB Size	RB offset	Modulation	Conduction AVG Power(dBm)	Ant Gain (dBi)	EIRP (dBm)	EIRP Limit(W)	EIRP Limit(dBm)	Verdict
10	Lowest	1	0	QPSK	22.68	0.1	22.78	1.00	30.00	PASS
		1	24		23.04	0.1	23.14	1.00	30.00	PASS
		1	49		21.62	0.1	21.72	1.00	30.00	PASS
		25	0		21.83	0.1	21.93	1.00	30.00	PASS
		25	12		21.54	0.1	21.64	1.00	30.00	PASS
		25	24		21.69	0.1	21.79	1.00	30.00	PASS
		50	0		22.00	0.1	22.10	1.00	30.00	PASS
	Middle	1	0	QPSK	21.96	0.1	22.06	1.00	30.00	PASS
		1	24		23.07	0.1	23.17	1.00	30.00	PASS
		1	49		21.83	0.1	21.93	1.00	30.00	PASS
		25	0		21.33	0.1	21.43	1.00	30.00	PASS
		25	12		21.51	0.1	21.61	1.00	30.00	PASS
		25	24		21.98	0.1	22.08	1.00	30.00	PASS
		50	0		21.91	0.1	22.01	1.00	30.00	PASS
	Highest	1	0	QPSK	22.59	0.1	22.69	1.00	30.00	PASS
		1	24		23.09	0.1	23.19	1.00	30.00	PASS
		1	49		22.23	0.1	22.33	1.00	30.00	PASS
		25	0		22.38	0.1	22.48	1.00	30.00	PASS
		25	12		22.12	0.1	22.22	1.00	30.00	PASS
		25	24		22.16	0.1	22.26	1.00	30.00	PASS
		50	0		22.06	0.1	22.16	1.00	30.00	PASS



Radiated Power (EIRP) for LTE Band 4 /15M										
BW (MHz)	UL Channel	RB Size	RB offset	Modulation	Conduction AVG Power(dBm)	Ant Gain (dBi)	EIRP (dBm)	EIRP Limit(W)	EIRP Limit(dBm)	Verdict
15	Lowest	1	0	QPSK	23.38	0.1	23.48	1.00	30.00	PASS
		1	37		22.78	0.1	22.88	1.00	30.00	PASS
		1	74		22.39	0.1	22.49	1.00	30.00	PASS
		36	0		21.61	0.1	21.71	1.00	30.00	PASS
		36	18		21.47	0.1	21.57	1.00	30.00	PASS
		36	39		22.01	0.1	22.11	1.00	30.00	PASS
		75	0		22.16	0.1	22.26	1.00	30.00	PASS
	Middle	1	0	QPSK	21.87	0.1	21.97	1.00	30.00	PASS
		1	37		22.87	0.1	22.97	1.00	30.00	PASS
		1	74		22.42	0.1	22.52	1.00	30.00	PASS
		36	0		21.75	0.1	21.85	1.00	30.00	PASS
		36	18		22.11	0.1	22.21	1.00	30.00	PASS
		36	39		22.00	0.1	22.10	1.00	30.00	PASS
		75	0		21.88	0.1	21.98	1.00	30.00	PASS
	Highest	1	0	QPSK	23.38	0.1	23.48	1.00	30.00	PASS
		1	37		23.10	0.1	23.20	1.00	30.00	PASS
		1	74		22.48	0.1	22.58	1.00	30.00	PASS
		36	0		22.59	0.1	22.69	1.00	30.00	PASS
		36	18		22.36	0.1	22.46	1.00	30.00	PASS
		36	39		22.59	0.1	22.69	1.00	30.00	PASS
		75	0		22.14	0.1	22.24	1.00	30.00	PASS

Radiated Power (EIRP) for LTE Band 4 /20M										
BW (MHz)	UL Channel	RB Size	RB offset	Modulation	Conduction AVG Power(dBm)	Ant Gain (dBi)	EIRP (dBm)	EIRP Limit(W)	EIRP Limit(dBm)	Verdict
20	Lowest	1	0	QPSK	22.93	0.1	23.03	1.00	30.00	PASS
		1	49		23.11	0.1	23.21	1.00	30.00	PASS
		1	99		22.62	0.1	22.72	1.00	30.00	PASS
		50	0		22.02	0.1	22.12	1.00	30.00	PASS
		50	24		22.03	0.1	22.13	1.00	30.00	PASS
		50	49		21.94	0.1	22.04	1.00	30.00	PASS
		100	0		21.96	0.1	22.06	1.00	30.00	PASS
	Middle	1	0	QPSK	21.95	0.1	22.05	1.00	30.00	PASS
		1	49		23.06	0.1	23.16	1.00	30.00	PASS
		1	99		22.10	0.1	22.20	1.00	30.00	PASS
		50	0		21.49	0.1	21.59	1.00	30.00	PASS
		50	24		21.97	0.1	22.07	1.00	30.00	PASS
		50	49		21.83	0.1	21.93	1.00	30.00	PASS
		100	0		21.68	0.1	21.78	1.00	30.00	PASS
	Highest	1	0	QPSK	22.72	0.1	22.82	1.00	30.00	PASS
		1	49		23.45	0.1	23.55	1.00	30.00	PASS
		1	99		22.33	0.1	22.43	1.00	30.00	PASS
		50	0		22.28	0.1	22.38	1.00	30.00	PASS
		50	24		22.16	0.1	22.26	1.00	30.00	PASS
		50	49		22.79	0.1	22.89	1.00	30.00	PASS
		100	0		21.86	0.1	21.96	1.00	30.00	PASS



Radiated Power (ERP) for LTE Band 5 /1.4M											
BW (MHz)	UL Channel	RB Size	RB offset	Modulation	Conduction AVG Power(dBm)	Ant Gain (dBi)	ERP (dBm)	ERP Limit(W)	ERP Limit(dBm)	Verdict	
1.4	Lowest	1	0	QPSK	22.95	-5.4	15.40	7.00	38.45	PASS	
		1	2		23.68	-5.4	16.13	7.00	38.45	PASS	
		1	5		22.91	-5.4	15.36	7.00	38.45	PASS	
		3	0		23.16	-5.4	15.61	7.00	38.45	PASS	
		3	1		23.40	-5.4	15.85	7.00	38.45	PASS	
		3	2		23.18	-5.4	15.63	7.00	38.45	PASS	
		6	0	22.15	-5.4	14.60	7.00	38.45	PASS		
		1	0	16QAM	21.80	-5.4	14.25	7.00	38.45	PASS	
		1	2		22.61	-5.4	15.06	7.00	38.45	PASS	
		1	5		21.89	-5.4	14.34	7.00	38.45	PASS	
		3	0		22.28	-5.4	14.73	7.00	38.45	PASS	
		3	1		22.53	-5.4	14.98	7.00	38.45	PASS	
		3	2		22.32	-5.4	14.77	7.00	38.45	PASS	
		6	0	21.33	-5.4	13.78	7.00	38.45	PASS		
		Middle	QPSK	1	0	23.17	-5.4	15.62	7.00	38.45	PASS
				1	2	23.72	-5.4	16.17	7.00	38.45	PASS
				1	5	23.17	-5.4	15.62	7.00	38.45	PASS
				3	0	23.58	-5.4	16.03	7.00	38.45	PASS
	3			1	23.75	-5.4	16.20	7.00	38.45	PASS	
	3			2	23.37	-5.4	15.82	7.00	38.45	PASS	
	6		0	22.47	-5.4	14.92	7.00	38.45	PASS		
	16QAM		1	0	22.37	-5.4	14.82	7.00	38.45	PASS	
			1	2	22.90	-5.4	15.35	7.00	38.45	PASS	
			1	5	22.20	-5.4	14.65	7.00	38.45	PASS	
			3	0	22.77	-5.4	15.22	7.00	38.45	PASS	
			3	1	22.96	-5.4	15.41	7.00	38.45	PASS	
			3	2	22.56	-5.4	15.01	7.00	38.45	PASS	
	6		0	21.80	-5.4	14.25	7.00	38.45	PASS		
	Highest		QPSK	1	0	23.14	-5.4	15.59	7.00	38.45	PASS
				1	2	23.45	-5.4	15.90	7.00	38.45	PASS
				1	5	22.79	-5.4	15.24	7.00	38.45	PASS
				3	0	23.31	-5.4	15.76	7.00	38.45	PASS
		3		1	23.43	-5.4	15.88	7.00	38.45	PASS	
		3		2	22.72	-5.4	15.17	7.00	38.45	PASS	
		6	0	22.01	-5.4	14.46	7.00	38.45	PASS		
		16QAM	1	0	22.45	-5.4	14.90	7.00	38.45	PASS	
			1	2	22.82	-5.4	15.27	7.00	38.45	PASS	
			1	5	22.19	-5.4	14.64	7.00	38.45	PASS	
			3	0	22.59	-5.4	15.04	7.00	38.45	PASS	
			3	1	22.75	-5.4	15.20	7.00	38.45	PASS	
			3	2	22.06	-5.4	14.51	7.00	38.45	PASS	
		6	0	21.16	-5.4	13.61	7.00	38.45	PASS		



Radiated Power (ERP) for LTE Band 5 /5M										
BW (MHz)	UL Channel	RB Size	RB offset	Modulation	Conduction AVG Power(dBm)	Ant Gain (dBi)	ERP (dBm)	ERP Limit(W)	ERP Limit(dBm)	Verdict
5	Lowest	1	0	QPSK	22.92	-5.4	15.37	7.00	38.45	PASS
		1	12		23.34	-5.4	15.79	7.00	38.45	PASS
		1	24		23.15	-5.4	15.60	7.00	38.45	PASS
		12	0		21.99	-5.4	14.44	7.00	38.45	PASS
		12	6		22.07	-5.4	14.52	7.00	38.45	PASS
		12	11		22.25	-5.4	14.70	7.00	38.45	PASS
		25	0		22.36	-5.4	14.81	7.00	38.45	PASS
		1	0	16QAM	22.19	-5.4	14.64	7.00	38.45	PASS
		1	12		22.68	-5.4	15.13	7.00	38.45	PASS
		1	24		22.54	-5.4	14.99	7.00	38.45	PASS
		12	0		21.02	-5.4	13.47	7.00	38.45	PASS
		12	6		21.13	-5.4	13.58	7.00	38.45	PASS
		12	11		21.32	-5.4	13.77	7.00	38.45	PASS
		25	0		21.46	-5.4	13.91	7.00	38.45	PASS
	Middle	QPSK	1	0	23.08	-5.4	15.53	7.00	38.45	PASS
			1	12	23.23	-5.4	15.68	7.00	38.45	PASS
			1	24	23.35	-5.4	15.80	7.00	38.45	PASS
			12	0	22.16	-5.4	14.61	7.00	38.45	PASS
			12	6	22.08	-5.4	14.53	7.00	38.45	PASS
			12	11	22.36	-5.4	14.81	7.00	38.45	PASS
			25	0	22.48	-5.4	14.93	7.00	38.45	PASS
		16QAM	1	0	22.40	-5.4	14.85	7.00	38.45	PASS
			1	12	22.57	-5.4	15.02	7.00	38.45	PASS
			1	24	22.62	-5.4	15.07	7.00	38.45	PASS
			12	0	21.31	-5.4	13.76	7.00	38.45	PASS
			12	6	21.22	-5.4	13.67	7.00	38.45	PASS
			12	11	21.52	-5.4	13.97	7.00	38.45	PASS
			25	0	21.58	-5.4	14.03	7.00	38.45	PASS
	Highest	QPSK	1	0	23.39	-5.4	15.84	7.00	38.45	PASS
			1	12	23.22	-5.4	15.67	7.00	38.45	PASS
			1	24	22.77	-5.4	15.22	7.00	38.45	PASS
			12	0	22.24	-5.4	14.69	7.00	38.45	PASS
			12	6	22.20	-5.4	14.65	7.00	38.45	PASS
			12	11	22.04	-5.4	14.49	7.00	38.45	PASS
			25	0	22.20	-5.4	14.65	7.00	38.45	PASS
		16QAM	1	0	22.40	-5.4	14.85	7.00	38.45	PASS
1			12	22.30	-5.4	14.75	7.00	38.45	PASS	
1			24	21.97	-5.4	14.42	7.00	38.45	PASS	
12			0	21.43	-5.4	13.88	7.00	38.45	PASS	
12			6	21.38	-5.4	13.83	7.00	38.45	PASS	
12			11	21.22	-5.4	13.67	7.00	38.45	PASS	
25			0	21.29	-5.4	13.74	7.00	38.45	PASS	



Radiated Power (ERP) for LTE Band 5 /10M										
BW (MHz)	UL Channel	RB Size	RB offset	Modulation	Conduction AVG Power(dBm)	Ant Gain (dBi)	ERP (dBm)	ERP Limit(W)	ERP Limit(dBm)	Verdict
10	Lowest	1	0	QPSK	23.19	-5.4	15.64	7.00	38.45	PASS
		1	24		23.70	-5.4	16.15	7.00	38.45	PASS
		1	49		21.76	-5.4	14.21	7.00	38.45	PASS
		25	0		22.40	-5.4	14.85	7.00	38.45	PASS
		25	12		22.33	-5.4	14.78	7.00	38.45	PASS
		25	24		21.57	-5.4	14.02	7.00	38.45	PASS
		50	0		22.52	-5.4	14.97	7.00	38.45	PASS
	Middle	1	0	QPSK	23.11	-5.4	15.56	7.00	38.45	PASS
		1	24		23.53	-5.4	15.98	7.00	38.45	PASS
		1	49		23.93	-5.4	16.38	7.00	38.45	PASS
		25	0		22.16	-5.4	14.61	7.00	38.45	PASS
		25	12		21.97	-5.4	14.42	7.00	38.45	PASS
		25	24		22.88	-5.4	15.33	7.00	38.45	PASS
		50	0		22.64	-5.4	15.09	7.00	38.45	PASS
	Highest	1	0	QPSK	22.50	-5.4	14.95	7.00	38.45	PASS
		1	24		23.51	-5.4	15.96	7.00	38.45	PASS
		1	49		22.62	-5.4	15.07	7.00	38.45	PASS
		25	0		21.94	-5.4	14.39	7.00	38.45	PASS
		25	12		21.92	-5.4	14.37	7.00	38.45	PASS
		25	24		22.21	-5.4	14.66	7.00	38.45	PASS
		50	0		22.39	-5.4	14.84	7.00	38.45	PASS



Radiated Power (EIRP) for LTE Band 7 /5M										
BW (MHz)	UL Channel	RB Size	RB offset	Modulation	Conduction AVG Power(dBm)	Ant Gain (dBi)	EIRP (dBm)	EIRP Limit(W)	EIRP Limit(dBm)	Verdict
5	Lowest	1	0	QPSK	22.08	0.8	22.88	2.00	33.01	PASS
		1	12		22.81	0.8	23.61	2.00	33.01	PASS
		1	24		22.04	0.8	22.84	2.00	33.01	PASS
		12	0		21.12	0.8	21.92	2.00	33.01	PASS
		12	6		21.06	0.8	21.86	2.00	33.01	PASS
		12	11		21.25	0.8	22.05	2.00	33.01	PASS
		25	0		21.67	0.8	22.47	2.00	33.01	PASS
		1	0	16QAM	20.89	0.8	21.69	2.00	33.01	PASS
		1	12		21.65	0.8	22.45	2.00	33.01	PASS
		1	24		20.95	0.8	21.75	2.00	33.01	PASS
		12	0		20.08	0.8	20.88	2.00	33.01	PASS
		12	6		20.03	0.8	20.83	2.00	33.01	PASS
		12	11		20.24	0.8	21.04	2.00	33.01	PASS
		25	0		20.58	0.8	21.38	2.00	33.01	PASS
	Middle	1	0	QPSK	22.23	0.8	23.03	2.00	33.01	PASS
		1	12		22.72	0.8	23.52	2.00	33.01	PASS
		1	24		22.02	0.8	22.82	2.00	33.01	PASS
		12	0		21.38	0.8	22.18	2.00	33.01	PASS
		12	6		21.40	0.8	22.20	2.00	33.01	PASS
		12	11		21.29	0.8	22.09	2.00	33.01	PASS
		25	0		22.08	0.8	22.88	2.00	33.01	PASS
		1	0	16QAM	21.55	0.8	22.35	2.00	33.01	PASS
		1	12		22.32	0.8	23.12	2.00	33.01	PASS
		1	24		21.46	0.8	22.26	2.00	33.01	PASS
		12	0		20.49	0.8	21.29	2.00	33.01	PASS
		12	6		20.46	0.8	21.26	2.00	33.01	PASS
		12	11		20.28	0.8	21.08	2.00	33.01	PASS
		25	0		21.11	0.8	21.91	2.00	33.01	PASS
	Highest	1	0	QPSK	21.33	0.8	22.13	2.00	33.01	PASS
		1	12		21.67	0.8	22.47	2.00	33.01	PASS
		1	24		21.13	0.8	21.93	2.00	33.01	PASS
		12	0		20.29	0.8	21.09	2.00	33.01	PASS
		12	6		20.21	0.8	21.01	2.00	33.01	PASS
		12	11		20.51	0.8	21.31	2.00	33.01	PASS
		25	0		20.82	0.8	21.62	2.00	33.01	PASS
		1	0	16QAM	20.52	0.8	21.32	2.00	33.01	PASS
1		12	20.97		0.8	21.77	2.00	33.01	PASS	
1		24	20.44		0.8	21.24	2.00	33.01	PASS	
12		0	19.40		0.8	20.20	2.00	33.01	PASS	
12		6	19.33		0.8	20.13	2.00	33.01	PASS	
12		11	19.64		0.8	20.44	2.00	33.01	PASS	
25		0	19.98		0.8	20.78	2.00	33.01	PASS	



Radiated Power (EIRP) for LTE Band 7 /10M										
BW (MHz)	UL Channel	RB Size	RB offset	Modulation	Conduction AVG Power(dBm)	Ant Gain (dBi)	EIRP (dBm)	EIRP Limit(W)	EIRP Limit(dBm)	Verdict
10	Lowest	1	0	QPSK	21.62	0.8	22.42	2.00	33.01	PASS
		1	24		22.42	0.8	23.22	2.00	33.01	PASS
		1	49		21.57	0.8	22.37	2.00	33.01	PASS
		25	0		20.82	0.8	21.62	2.00	33.01	PASS
		25	12		20.75	0.8	21.55	2.00	33.01	PASS
		25	24		20.80	0.8	21.60	2.00	33.01	PASS
		50	0		21.41	0.8	22.21	2.00	33.01	PASS
	Middle	1	0	QPSK	21.95	0.8	22.75	2.00	33.01	PASS
		1	24		22.74	0.8	23.54	2.00	33.01	PASS
		1	49		21.31	0.8	22.11	2.00	33.01	PASS
		25	0		21.26	0.8	22.06	2.00	33.01	PASS
		25	12		21.18	0.8	21.98	2.00	33.01	PASS
		25	24		21.34	0.8	22.14	2.00	33.01	PASS
		50	0		21.88	0.8	22.68	2.00	33.01	PASS
	Highest	1	0	QPSK	21.35	0.8	22.15	2.00	33.01	PASS
		1	24		21.89	0.8	22.69	2.00	33.01	PASS
		1	49		20.49	0.8	21.29	2.00	33.01	PASS
		25	0		20.48	0.8	21.28	2.00	33.01	PASS
		25	12		20.28	0.8	21.08	2.00	33.01	PASS
		25	24		20.84	0.8	21.64	2.00	33.01	PASS
		50	0		20.88	0.8	21.68	2.00	33.01	PASS

Radiated Power (EIRP) for LTE Band 7 /15M										
BW (MHz)	UL Channel	RB Size	RB offset	Modulation	Conduction AVG Power(dBm)	Ant Gain (dBi)	EIRP (dBm)	EIRP Limit(W)	EIRP Limit(dBm)	Verdict
15	Lowest	1	0	QPSK	21.86	0.8	22.66	2.00	33.01	PASS
		1	37		22.38	0.8	23.18	2.00	33.01	PASS
		1	74		21.89	0.8	22.69	2.00	33.01	PASS
		36	0		20.90	0.8	21.70	2.00	33.01	PASS
		36	18		20.91	0.8	21.71	2.00	33.01	PASS
		36	39		20.49	0.8	21.29	2.00	33.01	PASS
		75	0		21.48	0.8	22.28	2.00	33.01	PASS
	Middle	1	0	QPSK	22.23	0.8	23.03	2.00	33.01	PASS
		1	37		22.57	0.8	23.37	2.00	33.01	PASS
		1	74		21.60	0.8	22.40	2.00	33.01	PASS
		36	0		21.28	0.8	22.08	2.00	33.01	PASS
		36	18		21.19	0.8	21.99	2.00	33.01	PASS
		36	39		21.56	0.8	22.36	2.00	33.01	PASS
		75	0		21.73	0.8	22.53	2.00	33.01	PASS
	Highest	1	0	QPSK	21.56	0.8	22.36	2.00	33.01	PASS
		1	37		21.88	0.8	22.68	2.00	33.01	PASS
		1	74		21.15	0.8	21.95	2.00	33.01	PASS
		36	0		20.56	0.8	21.36	2.00	33.01	PASS
		36	18		20.41	0.8	21.21	2.00	33.01	PASS
		36	39		21.18	0.8	21.98	2.00	33.01	PASS
		75	0		20.86	0.8	21.66	2.00	33.01	PASS



Radiated Power (EIRP) for LTE Band 7 /20M										
BW (MHz)	UL Channel	RB Size	RB offset	Modulation	Conduction AVG Power(dBm)	Ant Gain (dBi)	EIRP (dBm)	EIRP Limit(W)	EIRP Limit(dBm)	Verdict
20	Lowest	1	0	QPSK	21.64	0.8	22.44	2.00	33.01	PASS
		1	49		22.47	0.8	23.27	2.00	33.01	PASS
		1	99		21.91	0.8	22.71	2.00	33.01	PASS
		50	0		20.78	0.8	21.58	2.00	33.01	PASS
		50	24		20.82	0.8	21.62	2.00	33.01	PASS
		50	49		19.83	0.8	20.63	2.00	33.01	PASS
		100	0		21.23	0.8	22.03	2.00	33.01	PASS
	Middle	1	0	QPSK	22.39	0.8	23.19	2.00	33.01	PASS
		1	49		22.82	0.8	23.62	2.00	33.01	PASS
		1	99		21.65	0.8	22.45	2.00	33.01	PASS
		50	0		21.36	0.8	22.16	2.00	33.01	PASS
		50	24		21.22	0.8	22.02	2.00	33.01	PASS
		50	49		21.58	0.8	22.38	2.00	33.01	PASS
		100	0		21.47	0.8	22.27	2.00	33.01	PASS
	Highest	1	0	QPSK	21.47	0.8	22.27	2.00	33.01	PASS
		1	49		22.12	0.8	22.92	2.00	33.01	PASS
		1	99		21.38	0.8	22.18	2.00	33.01	PASS
		50	0		20.70	0.8	21.50	2.00	33.01	PASS
		50	24		20.61	0.8	21.41	2.00	33.01	PASS
		50	49		21.30	0.8	22.10	2.00	33.01	PASS
		100	0		20.89	0.8	21.69	2.00	33.01	PASS



Radiated Power (EIRP) for LTE Band 66 /1.4M										
BW (MHz)	UL Channel	RB Size	RB offset	Modulation	Conduction AVG Power(dBm)	Ant Gain (dBi)	EIRP (dBm)	EIRP Limit(W)	EIRP Limit(dBm)	Verdict
1.4	Lowest	1	0	QPSK	22.60	0.1	22.70	1.00	30.00	PASS
		1	2		23.20	0.1	23.30	1.00	30.00	PASS
		1	5		22.38	0.1	22.48	1.00	30.00	PASS
		3	0		22.91	0.1	23.01	1.00	30.00	PASS
		3	1		23.10	0.1	23.20	1.00	30.00	PASS
		3	2		22.84	0.1	22.94	1.00	30.00	PASS
		6	0	21.92	0.1	22.02	1.00	30.00	PASS	
		1	0	16QAM	21.37	0.1	21.47	1.00	30.00	PASS
		1	2		22.08	0.1	22.18	1.00	30.00	PASS
		1	5		21.32	0.1	21.42	1.00	30.00	PASS
		3	0		21.99	0.1	22.09	1.00	30.00	PASS
		3	1		22.19	0.1	22.29	1.00	30.00	PASS
		3	2		21.97	0.1	22.07	1.00	30.00	PASS
		6	0	21.14	0.1	21.24	1.00	30.00	PASS	
	Middle	QPSK	1	0	22.65	0.1	22.75	1.00	30.00	PASS
			1	2	23.34	0.1	23.44	1.00	30.00	PASS
			1	5	22.57	0.1	22.67	1.00	30.00	PASS
			3	0	23.12	0.1	23.22	1.00	30.00	PASS
			3	1	23.30	0.1	23.40	1.00	30.00	PASS
			3	2	23.05	0.1	23.15	1.00	30.00	PASS
		6	0	22.16	0.1	22.26	1.00	30.00	PASS	
		16QAM	1	0	21.73	0.1	21.83	1.00	30.00	PASS
			1	2	22.41	0.1	22.51	1.00	30.00	PASS
			1	5	21.70	0.1	21.80	1.00	30.00	PASS
			3	0	22.34	0.1	22.44	1.00	30.00	PASS
			3	1	22.44	0.1	22.54	1.00	30.00	PASS
			3	2	22.18	0.1	22.28	1.00	30.00	PASS
			6	0	21.29	0.1	21.39	1.00	30.00	PASS
	Highest		QPSK	1	0	21.63	0.1	21.73	1.00	30.00
		1		2	22.33	0.1	22.43	1.00	30.00	PASS
		1		5	22.77	0.1	22.87	1.00	30.00	PASS
		3		0	22.07	0.1	22.17	1.00	30.00	PASS
		3		1	22.27	0.1	22.37	1.00	30.00	PASS
		3		2	22.02	0.1	22.12	1.00	30.00	PASS
		6	0	21.12	0.1	21.22	1.00	30.00	PASS	
		16QAM	1	0	20.91	0.1	21.01	1.00	30.00	PASS
1			2	21.66	0.1	21.76	1.00	30.00	PASS	
1			5	22.10	0.1	22.20	1.00	30.00	PASS	
3			0	21.20	0.1	21.30	1.00	30.00	PASS	
3			1	21.46	0.1	21.56	1.00	30.00	PASS	
3			2	21.23	0.1	21.33	1.00	30.00	PASS	
6			0	20.23	0.1	20.33	1.00	30.00	PASS	



Radiated Power (EIRP) for LTE Band 66 /3M											
BW (MHz)	UL Channel	RB Size	RB offset	Modulation	Conduction AVG Power(dBm)	Ant Gain (dBi)	EIRP (dBm)	EIRP Limit(W)	EIRP Limit(dBm)	Verdict	
3	Lowest	1	0	QPSK	22.48	0.1	22.58	1.00	30.00	PASS	
		1	7		23.46	0.1	23.56	1.00	30.00	PASS	
		1	14		21.68	0.1	21.78	1.00	30.00	PASS	
		8	0		22.02	0.1	22.12	1.00	30.00	PASS	
		8	4		22.21	0.1	22.31	1.00	30.00	PASS	
		8	7		21.95	0.1	22.05	1.00	30.00	PASS	
		15	0	22.02	0.1	22.12	1.00	30.00	PASS		
		1	0	16QAM	21.73	0.1	21.83	1.00	30.00	PASS	
		1	7		22.67	0.1	22.77	1.00	30.00	PASS	
		1	14		20.88	0.1	20.98	1.00	30.00	PASS	
		8	0		21.07	0.1	21.17	1.00	30.00	PASS	
		8	4		21.29	0.1	21.39	1.00	30.00	PASS	
		8	7		20.96	0.1	21.06	1.00	30.00	PASS	
		15	0	20.91	0.1	21.01	1.00	30.00	PASS		
		Middle	QPSK	1	0	22.63	0.1	22.73	1.00	30.00	PASS
	1			7	23.64	0.1	23.74	1.00	30.00	PASS	
	1			14	21.87	0.1	21.97	1.00	30.00	PASS	
	8			0	22.26	0.1	22.36	1.00	30.00	PASS	
	8			4	22.46	0.1	22.56	1.00	30.00	PASS	
	8			7	22.10	0.1	22.20	1.00	30.00	PASS	
	15		0	22.16	0.1	22.26	1.00	30.00	PASS		
	16QAM		1	0	21.76	0.1	21.86	1.00	30.00	PASS	
			1	7	22.87	0.1	22.97	1.00	30.00	PASS	
			1	14	21.00	0.1	21.10	1.00	30.00	PASS	
			8	0	21.37	0.1	21.47	1.00	30.00	PASS	
			8	4	21.56	0.1	21.66	1.00	30.00	PASS	
			8	7	21.21	0.1	21.31	1.00	30.00	PASS	
			15	0	21.14	0.1	21.24	1.00	30.00	PASS	
			Highest	QPSK	1	0	21.18	0.1	21.28	1.00	30.00
		1			7	22.62	0.1	22.72	1.00	30.00	PASS
	1	14			21.59	0.1	21.69	1.00	30.00	PASS	
	8	0			21.21	0.1	21.31	1.00	30.00	PASS	
	8	4			21.44	0.1	21.54	1.00	30.00	PASS	
	8	7			21.14	0.1	21.24	1.00	30.00	PASS	
	15	0		21.20	0.1	21.30	1.00	30.00	PASS		
	16QAM	1		0	20.44	0.1	20.54	1.00	30.00	PASS	
1		7		21.97	0.1	22.07	1.00	30.00	PASS		
1		14		20.88	0.1	20.98	1.00	30.00	PASS		
8		0		20.22	0.1	20.32	1.00	30.00	PASS		
8		4		20.46	0.1	20.56	1.00	30.00	PASS		
8		7		20.16	0.1	20.26	1.00	30.00	PASS		
15		0		20.28	0.1	20.38	1.00	30.00	PASS		



Radiated Power (EIRP) for LTE Band 66 /5M											
BW (MHz)	UL Channel	RB Size	RB offset	Modulation	Conduction AVG Power(dBm)	Ant Gain (dBi)	EIRP (dBm)	EIRP Limit(W)	EIRP Limit(dBm)	Verdict	
5	Lowest	1	0	QPSK	22.62	0.1	22.72	1.00	30.00	PASS	
		1	12		22.86	0.1	22.96	1.00	30.00	PASS	
		1	24		21.56	0.1	21.66	1.00	30.00	PASS	
		12	0		22.10	0.1	22.20	1.00	30.00	PASS	
		12	6		22.00	0.1	22.10	1.00	30.00	PASS	
		12	11		21.75	0.1	21.85	1.00	30.00	PASS	
		25	0	21.94	0.1	22.04	1.00	30.00	PASS		
		1	0	16QAM	21.99	0.1	22.09	1.00	30.00	PASS	
		1	12		22.20	0.1	22.30	1.00	30.00	PASS	
		1	24		20.93	0.1	21.03	1.00	30.00	PASS	
		12	0		21.14	0.1	21.24	1.00	30.00	PASS	
		12	6		21.06	0.1	21.16	1.00	30.00	PASS	
		12	11		20.81	0.1	20.91	1.00	30.00	PASS	
		25	0	21.05	0.1	21.15	1.00	30.00	PASS		
		Middle	QPSK	1	0	22.86	0.1	22.96	1.00	30.00	PASS
	1			12	23.04	0.1	23.14	1.00	30.00	PASS	
	1			24	21.85	0.1	21.95	1.00	30.00	PASS	
	12			0	22.36	0.1	22.46	1.00	30.00	PASS	
	12			6	22.27	0.1	22.37	1.00	30.00	PASS	
	12			11	22.09	0.1	22.19	1.00	30.00	PASS	
	25		0	22.23	0.1	22.33	1.00	30.00	PASS		
	16QAM		1	0	22.18	0.1	22.28	1.00	30.00	PASS	
			1	12	22.40	0.1	22.50	1.00	30.00	PASS	
			1	24	21.18	0.1	21.28	1.00	30.00	PASS	
			12	0	21.49	0.1	21.59	1.00	30.00	PASS	
			12	6	21.42	0.1	21.52	1.00	30.00	PASS	
			12	11	21.24	0.1	21.34	1.00	30.00	PASS	
			25	0	21.28	0.1	21.38	1.00	30.00	PASS	
			Highest	QPSK	1	0	21.20	0.1	21.30	1.00	30.00
		1			12	22.07	0.1	22.17	1.00	30.00	PASS
	1	24			21.52	0.1	21.62	1.00	30.00	PASS	
	12	0			21.07	0.1	21.17	1.00	30.00	PASS	
	12	6			21.12	0.1	21.22	1.00	30.00	PASS	
	12	11			21.05	0.1	21.15	1.00	30.00	PASS	
	25	0		21.08	0.1	21.18	1.00	30.00	PASS		
	16QAM	1		0	20.18	0.1	20.28	1.00	30.00	PASS	
		1		12	21.11	0.1	21.21	1.00	30.00	PASS	
		1		24	20.61	0.1	20.71	1.00	30.00	PASS	
		12		0	20.32	0.1	20.42	1.00	30.00	PASS	
		12		6	20.36	0.1	20.46	1.00	30.00	PASS	
		12		11	20.31	0.1	20.41	1.00	30.00	PASS	
		25		0	20.15	0.1	20.25	1.00	30.00	PASS	



Radiated Power (EIRP) for LTE Band 66 /10M										
BW (MHz)	UL Channel	RB Size	RB offset	Modulation	Conduction AVG Power(dBm)	Ant Gain (dBi)	EIRP (dBm)	EIRP Limit(W)	EIRP Limit(dBm)	Verdict
10	Lowest	1	0	QPSK	22.79	0.1	22.89	1.00	30.00	PASS
		1	24		22.87	0.1	22.97	1.00	30.00	PASS
		1	49		21.53	0.1	21.63	1.00	30.00	PASS
		25	0		22.16	0.1	22.26	1.00	30.00	PASS
		25	12		21.88	0.1	21.98	1.00	30.00	PASS
		25	24		21.59	0.1	21.69	1.00	30.00	PASS
		50	0		21.89	0.1	21.99	1.00	30.00	PASS
	Middle	1	0	QPSK	22.42	0.1	22.52	1.00	30.00	PASS
		1	24		23.22	0.1	23.32	1.00	30.00	PASS
		1	49		21.55	0.1	21.65	1.00	30.00	PASS
		25	0		22.47	0.1	22.57	1.00	30.00	PASS
		25	12		22.34	0.1	22.44	1.00	30.00	PASS
		25	24		22.41	0.1	22.51	1.00	30.00	PASS
		50	0		22.21	0.1	22.31	1.00	30.00	PASS
	Highest	1	0	QPSK	21.39	0.1	21.49	1.00	30.00	PASS
		1	24		22.32	0.1	22.42	1.00	30.00	PASS
		1	49		21.91	0.1	22.01	1.00	30.00	PASS
		25	0		21.38	0.1	21.48	1.00	30.00	PASS
		25	12		21.38	0.1	21.48	1.00	30.00	PASS
		25	24		21.25	0.1	21.35	1.00	30.00	PASS
		50	0		21.33	0.1	21.43	1.00	30.00	PASS

Radiated Power (EIRP) for LTE Band 66 /15M										
BW (MHz)	UL Channel	RB Size	RB offset	Modulation	Conduction AVG Power(dBm)	Ant Gain (dBi)	EIRP (dBm)	EIRP Limit(W)	EIRP Limit(dBm)	Verdict
15	Lowest	1	0	QPSK	23.09	0.1	23.19	1.00	30.00	PASS
		1	37		22.72	0.1	22.82	1.00	30.00	PASS
		1	74		22.34	0.1	22.44	1.00	30.00	PASS
		36	0		21.45	0.1	21.55	1.00	30.00	PASS
		36	18		21.42	0.1	21.52	1.00	30.00	PASS
		36	39		21.98	0.1	22.08	1.00	30.00	PASS
		75	0		22.12	0.1	22.22	1.00	30.00	PASS
	Middle	1	0	QPSK	22.63	0.1	22.73	1.00	30.00	PASS
		1	37		23.15	0.1	23.25	1.00	30.00	PASS
		1	74		21.67	0.1	21.77	1.00	30.00	PASS
		36	0		22.14	0.1	22.24	1.00	30.00	PASS
		36	18		22.01	0.1	22.11	1.00	30.00	PASS
		36	39		21.35	0.1	21.45	1.00	30.00	PASS
		75	0		22.27	0.1	22.37	1.00	30.00	PASS
	Highest	1	0	QPSK	22.13	0.1	22.23	1.00	30.00	PASS
		1	37		22.43	0.1	22.53	1.00	30.00	PASS
		1	74		21.76	0.1	21.86	1.00	30.00	PASS
		36	0		21.57	0.1	21.67	1.00	30.00	PASS
		36	18		21.65	0.1	21.75	1.00	30.00	PASS
		36	39		21.36	0.1	21.46	1.00	30.00	PASS
		75	0		21.47	0.1	21.57	1.00	30.00	PASS



Radiated Power (EIRP) for LTE Band 66 /20M										
BW (MHz)	UL Channel	RB Size	RB offset	Modulation	Conduction AVG Power(dBm)	Ant Gain (dBi)	EIRP (dBm)	EIRP Limit(W)	EIRP Limit(dBm)	Verdict
20	Lowest	1	0	QPSK	22.94	0.1	23.04	1.00	30.00	PASS
		1	49		23.14	0.1	23.24	1.00	30.00	PASS
		1	99		22.78	0.1	22.88	1.00	30.00	PASS
		50	0		22.16	0.1	22.26	1.00	30.00	PASS
		50	24		22.19	0.1	22.29	1.00	30.00	PASS
		50	49		22.13	0.1	22.23	1.00	30.00	PASS
		100	0		22.14	0.1	22.24	1.00	30.00	PASS
	Middle	1	0	QPSK	22.40	0.1	22.50	1.00	30.00	PASS
		1	49		23.65	0.1	23.75	1.00	30.00	PASS
		1	99		21.04	0.1	21.14	1.00	30.00	PASS
		50	0		22.01	0.1	22.11	1.00	30.00	PASS
		50	24		21.89	0.1	21.99	1.00	30.00	PASS
		50	49		22.04	0.1	22.14	1.00	30.00	PASS
		100	0		22.07	0.1	22.17	1.00	30.00	PASS
	Highest	1	0	QPSK	22.30	0.1	22.40	1.00	30.00	PASS
		1	49		22.79	0.1	22.89	1.00	30.00	PASS
		1	99		22.08	0.1	22.18	1.00	30.00	PASS
		50	0		21.65	0.1	21.75	1.00	30.00	PASS
		50	24		21.71	0.1	21.81	1.00	30.00	PASS
		50	49		21.34	0.1	21.44	1.00	30.00	PASS
		100	0		21.50	0.1	21.60	1.00	30.00	PASS

5.2 PEAK TO AVERAGE RATIO

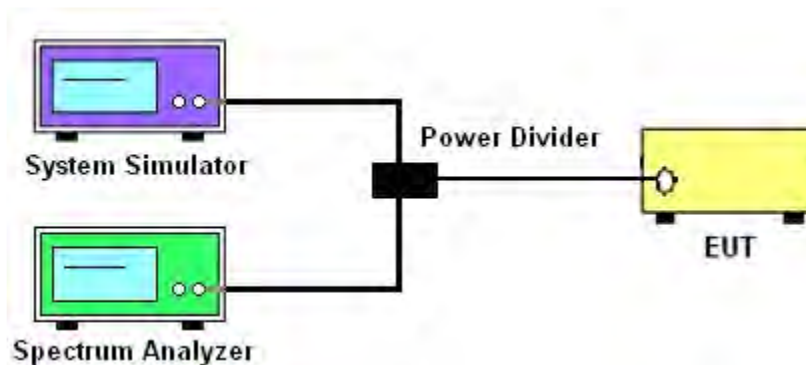
TEST OVERVIEW

According to §24.232(d), power measurements for transmissions by stations authorized under this section may be made either in accordance with a commission-approved average power technique or in compliance with paragraph (e) of this section. In both instances, equipment employed must be authorized in accordance with the provisions of §24.51. In measuring transmissions in this band using an average power technique, the peak-to-average ratio (PAR) of the transmission may not exceed 13 db.

TEST PROCEDURES

1. The testing follows FCC KDB 971168 v03r01 section.
2. The eut was connected to the peak and av system simulator& spectrum analyzer.
3. Select lowest, middle, and highest channels for each band and different modulation.
4. Set the test probe and measure average power of the spectrum analysis,

TEST SETUP



TEST RESULT

Note: The test data please reference to attachment “STS2312308W02_Appendix GSM” and “STS2312308W02_Appendix LTE”.

5.3 OCCUPIED BANDWIDTH

TEST OVERVIEW

The occupied bandwidth, that is the frequency bandwidth such that, below its lower and above its upper frequency limits, the mean powers radiated are each equal to 0.5 percent of the total mean power radiated by a given emission shall be measured.

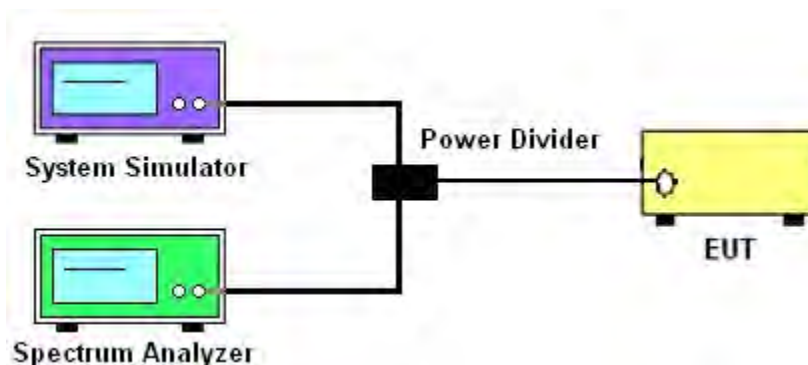
The 26 dB emission bandwidth is defined as the frequency range between two points, one above and one below the carrier frequency, at which the spectral density of the emission is attenuated 26 dB below the maximum in-band spectral density of the modulated signal. Spectral density (power per unit bandwidth) is to be measured with a detector of resolution bandwidth equal to approximately 1.0% of the emission bandwidth.

All modes of operation were investigated and the worst case configuration results are reported in this section.

TEST PROCEDURE

1. The signal analyzer's automatic bandwidth measurement capability was used to perform the 99% occupied bandwidth and the 26dB bandwidth. The bandwidth measurement was not influenced by any intermediate power nulls in the fundamental emission.
2. RBW = 1 – 5% of the expected OBW
3. VBW \geq 3 x RBW
4. Detector = Peak
5. Trace mode = max hold
6. Sweep = auto couple
7. The trace was allowed to stabilize
8. If necessary, steps 2 – 7 were repeated after changing the RBW such that it would be within 1 – 5% of the 99% occupied bandwidth observed in Step 7

TEST SETUP



TEST RESULT

Note: The test data please reference to attachment "STS2312308W02_Appendix GSM" and "STS2312308W02_Appendix LTE".

5.4 FREQUENCY STABILITY

TEST OVERVIEW

Frequency stability testing is performed in accordance with the guidelines of ANSI C63.26 2015.

The frequency stability of the transmitter is measured by:

- a.) Temperature: The temperature is varied from -30°C to $+50^{\circ}\text{C}$ in 10°C increments using an environmental chamber.
- b.) Primary Supply Voltage: The primary supply voltage is varied from 85% to 115% of the nominal value for non hand-carried battery and AC powered equipment. For hand-carried, battery-powered equipment, primary supply voltage is reduced to the battery operating end point which shall be specified by the manufacturer.

For Part 22, the frequency stability of the transmitter shall be maintained within $\pm 0.00025\%$ (± 2.5 ppm) of the center frequency. For Part 24 the frequency stability shall be sufficient to ensure that the fundamental emission stays within the authorized frequency block.

TEST PROCEDURE

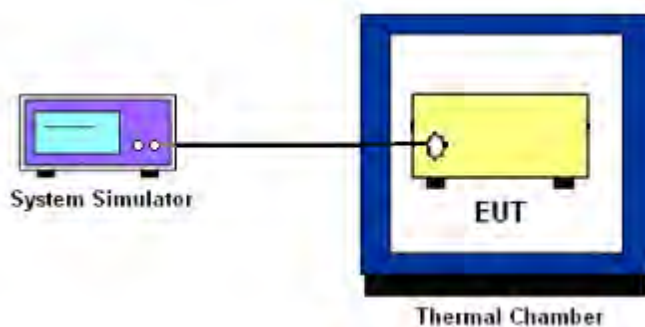
Temperature Variation

1. The testing follows FCC KDB 971168 D01 section 9.0
2. The EUT was set up in the thermal chamber and connected with the system simulator.
3. With power OFF, the temperature was decreased to -30°C and the EUT was stabilized before testing. Power was applied and the maximum change in frequency was recorded within one minute.
4. With power OFF, the temperature was raised in 10°C steps up to 50°C . The EUT was stabilized at each step for at least half an hour. Power was applied and the maximum frequency change was recorded within one minute.

Voltage Variation

1. The testing follows FCC KDB 971168 D01 Section 9.0.
2. The EUT was placed in a temperature chamber at $25\pm 5^{\circ}\text{C}$ and connected with the system simulator.
3. The power supply voltage to the EUT was varied from 85% to 115% of the nominal value measured at the input to the EUT.
4. The variation in frequency was measured for the worst case.

TEST SETUP



TEST RESULT

GPRS 850 /836.6MHz					
Temperature (°C)	Voltage	Freq. Dev.	Freq. Dev.	Limit	Result
	(Volt)	(Hz)	(ppm)		
50	Normal Voltage	27.10	0.032	2.5ppm	PASS
40		27.62	0.033		
30		11.96	0.014		
20		27.83	0.033		
10		32.07	0.038		
0		17.44	0.021		
-10		27.00	0.032		
-20		20.54	0.025		
-30		31.42	0.038		
20		Maximum Voltage	25.94		
20	BEP	28.59	0.034		

GPRS 1900 / 1880MHz					
Temperature (°C)	Voltage	Freq. Dev.	Freq. Dev.	Limit	Result
	(Volt)	(Hz)	(ppm)		
50	Normal Voltage	16.69	0.009	Within Authorized Band	PASS
40		32.86	0.017		
30		25.16	0.013		
20		28.89	0.015		
10		34.41	0.018		
0		22.33	0.012		
-10		21.18	0.011		
-20		15.51	0.008		
-30		20.06	0.011		
20		Maximum Voltage	13.16		
20	BEP	26.50	0.014		



LTE Band 2 (QPSK) / 1880MHz / BW10M					
Temperature (°C)	Voltage	Freq. Dev.	Freq. Dev.	Limit	Result
	(Volt)	(Hz)	(ppm)		
50	Normal Voltage	36.39	0.019	2.5ppm	PASS
40		22.12	0.012		
30		35.32	0.019		
20		29.51	0.016		
10		36.13	0.019		
0		21.46	0.011		
-10		23.97	0.013		
-20		12.87	0.007		
-30		21.52	0.011		
20		Maximum Voltage	36.25		
20	BEP	30.28	0.016		

LTE Band 2 (QPSK) / 1880MHz / BW20M					
Temperature (°C)	Voltage	Freq. Dev.	Freq. Dev.	Limit	Result
	(Volt)	(Hz)	(ppm)		
50	Normal Voltage	22.63	0.012	2.5ppm	PASS
40		13.79	0.007		
30		22.14	0.012		
20		32.84	0.017		
10		33.76	0.018		
0		34.13	0.018		
-10		13.16	0.007		
-20		12.93	0.007		
-30		12.13	0.006		
20		Maximum Voltage	33.82		
20	BEP	25.53	0.014		

LTE Band 4 (QPSK) / 1733MHz / BW10M					
Temperature (°C)	Voltage	Freq. Dev.	Freq. Dev.	Limit	Result
	(Volt)	(Hz)	(ppm)		
50	Normal Voltage	28.62	0.017	2.5ppm	PASS
40		21.89	0.013		
30		24.43	0.014		
20		26.76	0.015		
10		12.87	0.007		
0		31.65	0.018		
-10		20.31	0.012		
-20		31.00	0.018		
-30		26.65	0.015		
20		Maximum Voltage	27.05		
20	BEP	22.91	0.013		



LTE Band 4 (QPSK) / 1733MHz / BW20M					
Temperature (°C)	Voltage	Freq. Dev.	Freq. Dev.	Limit	Result
	(Volt)	(Hz)	(ppm)		
50	Normal Voltage	18.46	0.011	2.5ppm	PASS
40		33.58	0.019		
30		26.71	0.015		
20		25.89	0.015		
10		20.89	0.012		
0		22.19	0.013		
-10		28.57	0.016		
-20		24.61	0.014		
-30		36.46	0.021		
20		Maximum Voltage	12.54		
20	BEP	35.34	0.020		

LTE Band 5 (QPSK) / 836.5MHz / BW5M					
Temperature (°C)	Voltage	Freq. Dev.	Freq. Dev.	Limit	Result
	(Volt)	(Hz)	(ppm)		
50	Normal Voltage	21.04	0.030	2.5ppm	PASS
40		13.33	0.019		
30		30.45	0.043		
20		13.11	0.018		
10		24.93	0.035		
0		26.34	0.037		
-10		17.14	0.002		
-20		16.90	0.024		
-30		34.76	0.049		
20		Maximum Voltage	13.49		
20	BEP	18.30	0.026		

LTE Band 5 (QPSK) / 836.5MHz / BW10M					
Temperature (°C)	Voltage	Freq. Dev.	Freq. Dev.	Limit	Result
	(Volt)	(Hz)	(ppm)		
50	Normal Voltage	33.62	0.047	2.5ppm	PASS
40		14.16	0.020		
30		34.00	0.048		
20		24.98	0.035		
10		24.15	0.034		
0		34.37	0.048		
-10		20.27	0.003		
-20		28.12	0.040		
-30		15.75	0.022		
20		Maximum Voltage	29.51		
20	BEP	28.57	0.040		



LTE Band 7 (QPSK) / 2535MHz / BW10M					
Temperature (°C)	Voltage	Freq. Dev.	Freq. Dev.	Limit	Result
	(Volt)	(Hz)	(ppm)		
50	Normal Voltage	17.41	0.007	2.5ppm	PASS
40		18.65	0.007		
30		18.67	0.007		
20		14.87	0.006		
10		11.68	0.005		
0		16.22	0.006		
-10		29.31	0.012		
-20		35.93	0.014		
-30		26.41	0.010		
20		Maximum Voltage	30.48		
20	BEP	12.20	0.005		

LTE Band 7 (QPSK) / 2535MHz / BW20M					
Temperature (°C)	Voltage	Freq. Dev.	Freq. Dev.	Limit	Result
	(Volt)	(Hz)	(ppm)		
50	Normal Voltage	19.17	0.008	2.5ppm	PASS
40		30.54	0.012		
30		13.58	0.005		
20		15.38	0.006		
10		14.37	0.006		
0		21.37	0.008		
-10		17.30	0.007		
-20		27.10	0.011		
-30		26.58	0.010		
20		Maximum Voltage	26.06		
20	BEP	27.82	0.011		

LTE Band 66 (QPSK) / 1745MHz / BW10M					
Temperature (°C)	Voltage	Freq. Dev.	Freq. Dev.	Limit	Result
	(Volt)	(Hz)	(ppm)		
50	Normal Voltage	17.06	0.010	2.5ppm	PASS
40		27.12	0.016		
30		32.53	0.019		
20		32.98	0.019		
10		30.83	0.018		
0		24.72	0.014		
-10		17.44	0.010		
-20		15.15	0.009		
-30		36.08	0.021		
20		Maximum Voltage	18.66		
20	BEP	27.09	0.016		

LTE Band 66 (QPSK) / 1745MHz / BW20M					
Temperature (°C)	Voltage	Freq. Dev.	Freq. Dev.	Limit	Result



	(Volt)	(Hz)	(ppm)		
50	Normal Voltage	29.20	0.017	2.5ppm	PASS
40		27.88	0.016		
30		29.50	0.017		
20		17.43	0.010		
10		30.40	0.018		
0		26.55	0.015		
-10		28.13	0.016		
-20		25.36	0.015		
-30		27.45	0.016		
20		Maximum Voltage	20.64		
20	BEP	15.30	0.009		

5.5 SPURIOUS EMISSIONS AT ANTENNA TERMINALS TEST OVERVIEW

The power of any emission outside of the authorized operating frequency ranges must be lower than the transmitter power (P) by a factor of at least $43 + 10 \log (P)$ dB.

For Band 7:

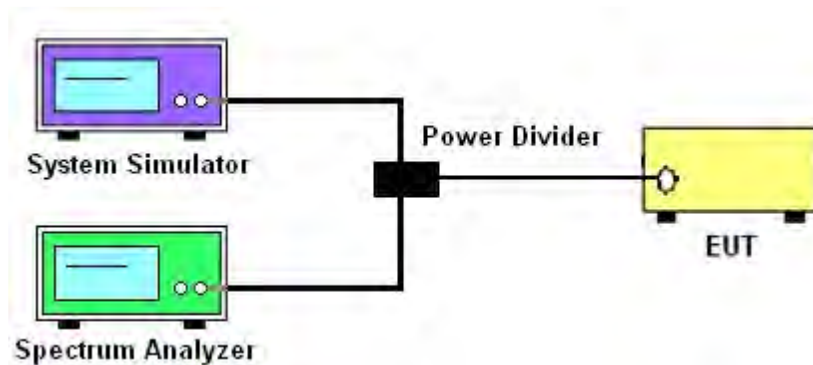
The power of any emission outside of the authorized operating frequency ranges must be lower than the transmitter power (P) by a factor of at least $55 + 10 \log (P)$ dB.

It is measured by means of a calibrated spectrum analyzer and scanned from 30 MHz up to a frequency including its 10th harmonic.

TEST PROCEDURE

1. The testing FCC KDB 971168 D01 v03r01 Section 6.0. and ANSI C63.26-2015-Section 5.7.
2. The EUT was connected to the spectrum analyzer and system simulator via a power divider.
3. The RF output of EUT was connected to the spectrum analyzer by an RF cable and attenuator. The path loss was compensated to the results for each measurement.
4. The middle channel for the highest RF power within the transmitting frequency was measured.
5. The conducted spurious emission for the whole frequency range was taken.
6. The RF fundamental frequency should be excluded against the limit line in the operating frequency band.
7. The limit line is derived from $43 + 10\log(P)$ dB below the transmitter power P(Watts)
 $= P(W) - [43 + 10\log(P)]$ (dB)
 $= [30 + 10\log(P)]$ (dBm) - $[43 + 10\log(P)]$ (dB)
 $= -13\text{dBm}$.

TEST SETUP



TEST RESULT

Note: The test data please reference to attachment “STS2312308W02_Appendix GSM” and “STS2312308W02_Appendix LTE”.



5.6 BAND EDGE

TEST OVERVIEW

1. §22.917(a)

For operations in the 824 – 849 MHz band, the FCC limit is $43 + 10\log_{10}(P[\text{Watts}])$ dB below the transmitter power $P(\text{Watts})$ in a 100kHz bandwidth. However, in the 1MHz bands immediately outside and adjacent to the licensee's frequency block, a resolution bandwidth of at least one percent of the emission bandwidth of the fundamental emission of the transmitter may be employed.

2. §24.238 (a)

For operations in the 1850-1910 and 1930-1990 MHz band, the FCC limit is $43 + 10\log_{10}(P[\text{Watts}])$ dB below the transmitter power $P(\text{Watts})$ in a 1MHz bandwidth. However, in the 1 MHz bands immediately outside and adjacent to the frequency block a resolution bandwidth of at least one percent of the emission bandwidth of the fundamental emission of the transmitter may be employed

3. §27.53 (h)

For operations in the 1710 – 1755 MHz band, the FCC limit is $43 + 10\log_{10}(P[\text{Watts}])$ dB below the transmitter power $P(\text{Watts})$ in a 1 MHz bandwidth. However, in the 1MHz bands immediately outside and adjacent to the licensee's frequency block, a resolution bandwidth of at least one percent of the emission bandwidth of the fundamental emission of the transmitter may be employed.

4. §27.53(m)(4)

For operations in the 2500 MHz ~ 2570 MHz band this section, the attenuation factor shall be not less than $40 + 10 \log (P)$ dB on all frequencies between the channel edge and 5 megahertz from the channel edge, $43 + 10 \log (P)$ dB on all frequencies between 5 megahertz and X megahertz from the channel edge, and $55 + 10 \log (P)$ dB on all frequencies more than X megahertz from the channel edge, where X is the greater of 6 megahertz or the actual emission bandwidth as defined in paragraph (m)(6) of this section. In addition, the attenuation factor shall not be less that $43 + 10 \log (P)$ dB on all frequencies between 2490.5 MHz and 2496 MHz and $55 + 10 \log (P)$ dB at or below 2490.5 MHz. Mobile Satellite Service licensees operating on frequencies below 2495 MHz may also submit a documented interference complaint against BRS licensees operating on channel BRS Channel 1 on the same terms and conditions as adjacent channel BRS or EBS licensees.

5. §27.53 (g)

For operations in the 698 -746 MHz band, the FCC limit is $43 + 10\log_{10}(P[\text{Watts}])$ dB below the transmitter power $P(\text{Watts})$ in a 100 kHz bandwidth. However, in the 100 kilohertz bands immediately outside and adjacent to a licensee's frequency block, a resolution bandwidth of at least 30 kHz may be employed.

TEST PROCEDURE

1. The testing FCC KDB 971168 D01 v03r01 Section 6.0 and ANSI C63.26-2015-Section 5.7
2. Start and stop frequency were set such that the band edge would be placed in the center of the Plot.
3. The EUT was connected to the spectrum analyzer and system simulator via a power divider.
4. The RF output of EUT was connected to the spectrum analyzer by an RF cable and attenuator. The path loss was compensated to the results for each measurement.
5. The band edges of low and high channels for the highest RF powers were measured.
6. The RF fundamental frequency should be excluded against the limit line in the operating frequency band.

7. The limit line is derived from $43 + 10\log(P)$ dB below the transmitter power P(Watts)

$$= P(W) - [43 + 10\log(P)] \text{ (dB)}$$

$$= [30 + 10\log(P)] \text{ (dBm)} - [43 + 10\log(P)] \text{ (dB)}$$

$$= -13\text{dBm.}$$

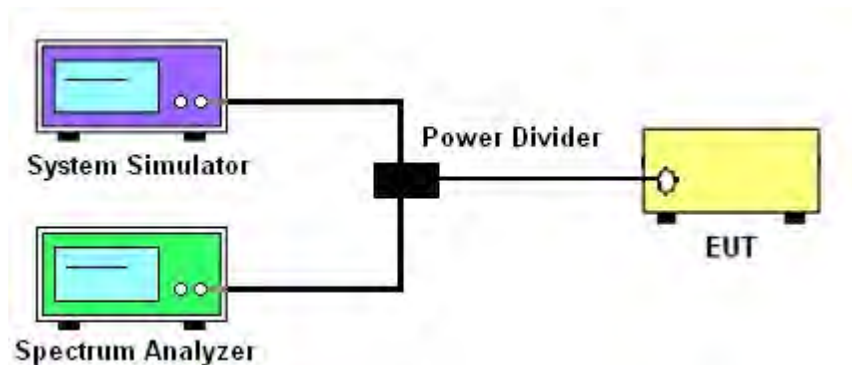
Band 7:

$$= P(W) - [55 + 10\log(P)] \text{ (dB)}$$

$$= [30 + 10\log(P)] \text{ (dBm)} - [55 + 10\log(P)] \text{ (dB)}$$

$$= -25\text{dBm.}$$

TEST SETUP



TEST RESULT

Note: The test data please reference to attachment "STS2312308W02_Appendix GSM" and "STS2312308W02_Appendix LTE".



5.7 FIELD STRENGTH OF SPURIOUS RADIATION MEASUREMENT

TEST OVERVIEW

Radiated spurious emissions measurements are performed using the substitution method described in ANSI C63.26-2015 with the EUT transmitting into an integral antenna. Measurements on signals operating below 1GHz are performed using horizontally and vertically polarized tuned dipole antennas. Measurements on signals operating above 1GHz are performed using vertically and horizontally polarized horn antennas. All measurements are performed as peak measurements while the EUT is operating at maximum power and at the appropriate frequencies.

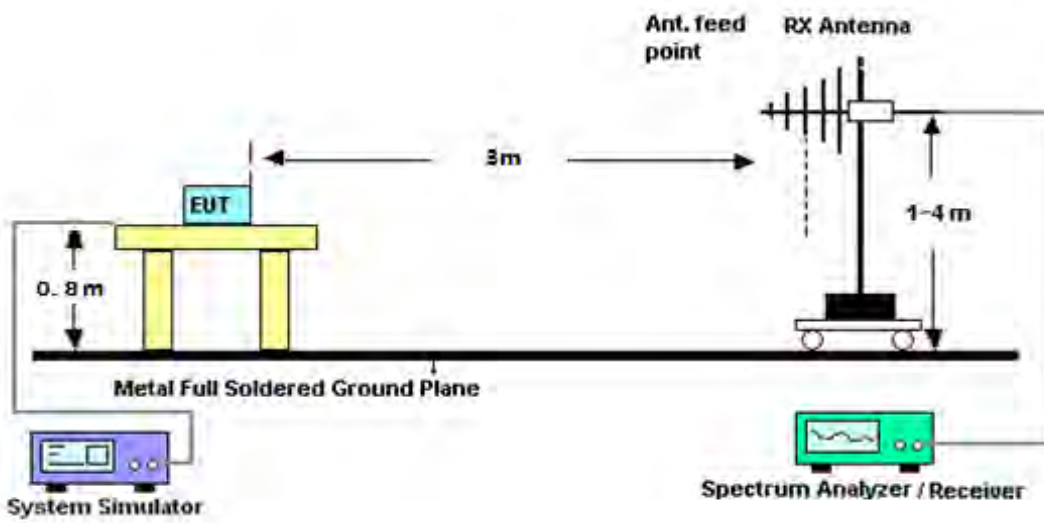
It is measured by means of a calibrated spectrum analyzer and scanned from 30 MHz up to a frequency including its 10th harmonic.

TEST PROCEDURE

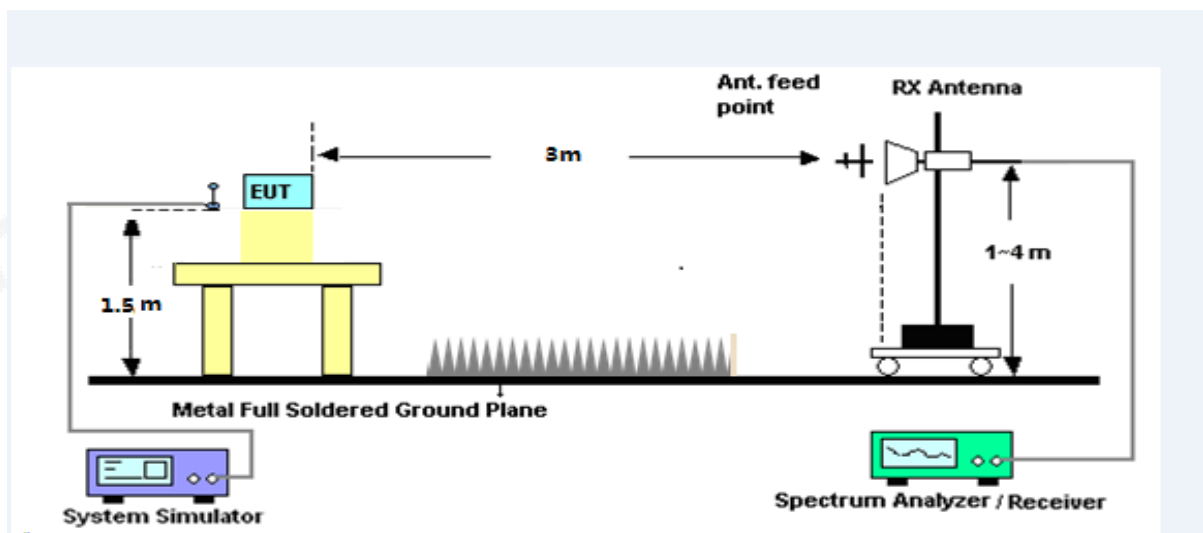
1. The testing FCC KDB 971168 D01 Section 5.8 and ANSI C63.26-2015-Section 5.5.
2. RBW = 100kHz for emissions below 1GHz and 1MHz for emissions above 1GHz
3. VBW $\geq 3 \times$ RBW
4. Span = 1.5 times the OBW
5. No. of sweep points $> 2 \times$ span/RBW
6. Detector = Peak
7. Trace mode = max hold
8. The trace was allowed to stabilize
9. Effective Isotropic Spurious Radiation was measured by substitution method according to TIA/EIA-603-D. The EUT was replaced by the substitution antenna at same location, and then a known power from S.G. was applied into the dipole antenna through a Tx cable, and then recorded the maximum Analyzer reading through raised and lowered the test antenna.
 $P_{Mea} = S.G \text{ Level} + \text{Ant-Cable loss}$; $\text{Margin} = P_{Mea} - \text{Limit}$.

TEST SETUP

For radiated test from 30MHz to 1GHz



For radiated test from above 1GHz



TEST RESULT

- Note:** (1) Spurious emissions which are attenuated by more than 20dB below the permissible value for frequency below 1000MHz.
- (2) Above 3.5GHz amplitude of spurious emissions which are attenuated by more than 20dB below the permissible value
- (3) Test is divided into three directions, X/Y/Z. X pattern for the worst.

GPRS 850: (30-9000)MHz							
The Worst Test Results Channel 128/824.2 MHz							
Frequency(MHz)	S	Ant(dBi)	Loss	PMea	Limit	Margin	Polarity
	G.Lev (dBm)			(dBm)	(dBm)	(dBm)	
1648.47	-41.35	9.40	4.75	-36.70	-13.00	-23.70	H
2472.52	-39.17	10.60	8.39	-36.96	-13.00	-23.96	H
3296.56	-31.88	12.00	11.79	-31.67	-13.00	-18.67	H
1648.47	-44.18	9.40	4.75	-39.53	-13.00	-26.53	V
2472.52	-45.21	10.60	8.39	-43.00	-13.00	-30.00	V
3296.56	-43.54	12.00	11.79	-43.33	-13.00	-30.33	V
The Worst Test Results Channel 190/836.6 MHz							
Frequency(MHz)	S	Ant(dBi)	Loss	PMea	Limit	Margin	Polarity
	G.Lev (dBm)			(dBm)	(dBm)	(dBm)	
1673.28	-40.92	9.50	4.76	-36.18	-13.00	-23.18	H
2509.74	-39.64	10.70	8.40	-37.34	-13.00	-24.34	H
3346.39	-31.39	12.20	11.80	-30.99	-13.00	-17.99	H
1673.28	-44.20	9.40	4.75	-39.55	-13.00	-26.55	V
2509.74	-44.16	10.60	8.39	-41.95	-13.00	-28.95	V
3346.39	-42.88	12.20	11.82	-42.50	-13.00	-29.50	V
The Worst Test Results Channel 251/848.8 MHz							
Frequency(MHz)	S	Ant(dBi)	Loss	PMea	Limit	Margin	Polarity
	G.Lev (dBm)			(dBm)	(dBm)	(dBm)	
1697.42	-40.22	9.60	4.77	-35.39	-13.00	-22.39	H
2546.31	-40.01	10.80	8.50	-37.71	-13.00	-24.71	H
3394.95	-32.14	12.50	11.90	-31.54	-13.00	-18.54	H
1697.42	-44.18	9.60	4.77	-39.35	-13.00	-26.35	V
2546.31	-45.31	10.80	8.50	-43.01	-13.00	-30.01	V
3394.95	-42.91	12.50	11.90	-42.31	-13.00	-29.31	V



GPRS1900: (30-20000)MHz							
The Worst Test Results for Channel 512/1850.2MHz							
Frequency(MHz)	S	Ant(dBi)	Loss	PMea	Limit	Margin	Polarity
	G.Lev (dBm)			(dBm)	(dBm)	(dBm)	
3700.32	-34.61	12.60	12.93	-34.94	-13.00	-21.94	H
5550.20	-34.87	13.10	17.11	-38.88	-13.00	-25.88	H
7400.61	-33.43	11.50	22.20	-44.13	-13.00	-31.13	H
3700.32	-35.78	12.60	12.93	-36.11	-13.00	-23.11	V
5550.20	-34.14	13.10	17.11	-38.15	-13.00	-25.15	V
7400.61	-32.24	11.50	22.20	-42.94	-13.00	-29.94	V
The Worst Test Results for Channel 661/1880.0MHz							
Frequency(MHz)	S	Ant(dBi)	Loss	PMea	Limit	Margin	Polarity
	G.Lev (dBm)			(dBm)	(dBm)	(dBm)	
3760.15	-34.85	12.60	12.93	-35.18	-13.00	-22.18	H
5640.26	-34.06	13.10	17.11	-38.07	-13.00	-25.07	H
7520.25	-33.21	11.50	22.20	-43.91	-13.00	-30.91	H
3760.15	-35.11	12.60	12.93	-35.44	-13.00	-22.44	V
5640.26	-34.37	13.10	17.11	-38.38	-13.00	-25.38	V
7520.25	-32.31	11.50	22.20	-43.01	-13.00	-30.01	V
The Worst Test Results for Channel 810/1909.8MHz							
Frequency(MHz)	S	Ant(dBi)	Loss	PMea	Limit	Margin	Polarity
	G.Lev (dBm)			(dBm)	(dBm)	(dBm)	
3819.31	-34.81	12.60	12.93	-35.14	-13.00	-22.14	H
5729.09	-35.27	13.10	17.11	-39.28	-13.00	-26.28	H
7639.09	-32.78	11.50	22.20	-43.48	-13.00	-30.48	H
3819.31	-35.98	12.60	12.93	-36.31	-13.00	-23.31	V
5729.09	-35.11	13.10	17.11	-39.12	-13.00	-26.12	V
7639.09	-31.99	11.50	22.20	-42.69	-13.00	-29.69	V



WCDMA Band 2: (30-20000)MHz							
The Worst Test Results for Channel 9262/1852.4MHz							
Frequency(MHz)	S	Ant(dBi)	Loss	PMea	Limit	Margin	Polarity
	G.Lev (dBm)			(dBm)	(dBm)	(dBm)	
3704.07	-33.81	12.60	12.93	-34.14	-13.00	-21.14	H
5557.32	-34.77	13.10	17.11	-38.78	-13.00	-25.78	H
7409.67	-33.51	11.50	22.20	-44.21	-13.00	-31.21	H
3704.07	-35.65	12.60	12.93	-35.98	-13.00	-22.98	V
5557.32	-34.98	13.10	17.11	-38.99	-13.00	-25.99	V
7409.67	-32.98	11.50	22.20	-43.68	-13.00	-30.68	V
The Worst Test Results for Channel 9400/1880MHz							
Frequency(MHz)	S	Ant(dBi)	Loss	PMea	Limit	Margin	Polarity
	G.Lev (dBm)			(dBm)	(dBm)	(dBm)	
3760.09	-34.25	12.60	12.93	-34.58	-13.00	-21.58	H
5639.84	-35.33	13.10	17.11	-39.34	-13.00	-26.34	H
7519.88	-32.25	11.50	22.20	-42.95	-13.00	-29.95	H
3760.09	-35.04	12.60	12.93	-35.37	-13.00	-22.37	V
5639.84	-34.96	13.10	17.11	-38.97	-13.00	-25.97	V
7519.88	-32.16	11.50	22.20	-42.86	-13.00	-29.86	V
The Worst Test Results for Channel 9538/1907.6MHz							
Frequency(MHz)	S	Ant(dBi)	Loss	PMea	Limit	Margin	Polarity
	G.Lev (dBm)			(dBm)	(dBm)	(dBm)	
3815.59	-34.38	12.60	12.93	-34.71	-13.00	-21.71	H
5722.47	-34.28	13.10	17.11	-38.29	-13.00	-25.29	H
7630.43	-33.45	11.50	22.20	-44.15	-13.00	-31.15	H
3815.59	-35.47	12.60	12.93	-35.80	-13.00	-22.80	V
5722.47	-34.68	13.10	17.11	-38.69	-13.00	-25.69	V
7630.43	-31.78	11.50	22.20	-42.48	-13.00	-29.48	V



HSDPA Band 2: (30-20000)MHz							
The Worst Test Results for Channel 9262/1852.4MHz							
Frequency(MHz)	S	Ant(dBi)	Loss	PMea	Limit	Margin	Polarity
	G.Lev (dBm)			(dBm)	(dBm)	(dBm)	
3704.02	-33.83	12.60	12.93	-34.16	-13.00	-21.16	H
5557.25	-34.82	13.10	17.11	-38.83	-13.00	-25.83	H
7409.66	-32.80	11.50	22.20	-43.50	-13.00	-30.50	H
3704.02	-35.77	12.60	12.93	-36.10	-13.00	-23.10	V
5557.25	-34.27	13.10	17.11	-38.28	-13.00	-25.28	V
7409.66	-32.62	11.50	22.20	-43.32	-13.00	-30.32	V
The Worst Test Results for Channel 9400/1880MHz							
Frequency(MHz)	S	Ant(dBi)	Loss	PMea	Limit	Margin	Polarity
	G.Lev (dBm)			(dBm)	(dBm)	(dBm)	
3759.91	-33.54	12.60	12.93	-33.87	-13.00	-20.87	H
5639.82	-35.11	13.10	17.11	-39.12	-13.00	-26.12	H
7519.82	-32.96	11.50	22.20	-43.66	-13.00	-30.66	H
3759.91	-35.76	12.60	12.93	-36.09	-13.00	-23.09	V
5639.82	-33.88	13.10	17.11	-37.89	-13.00	-24.89	V
7519.82	-32.14	11.50	22.20	-42.84	-13.00	-29.84	V
The Worst Test Results for Channel 9538/1907.6MHz							
Frequency(MHz)	S	Ant(dBi)	Loss	PMea	Limit	Margin	Polarity
	G.Lev (dBm)			(dBm)	(dBm)	(dBm)	
3815.25	-34.75	12.60	12.93	-35.08	-13.00	-22.08	H
5722.42	-34.25	13.10	17.11	-38.26	-13.00	-25.26	H
7630.38	-33.53	11.50	22.20	-44.23	-13.00	-31.23	H
3815.25	-35.24	12.60	12.93	-35.57	-13.00	-22.57	V
5722.42	-34.51	13.10	17.11	-38.52	-13.00	-25.52	V
7630.38	-32.24	11.50	22.20	-42.94	-13.00	-29.94	V



WCDMA Band 4: (30-18000)MHz							
The Worst Test Results for Channel 1312/1712.4MHz							
Frequency(MHz)	S	Ant(dBi)	Loss	PMea	Limit	Margin	Polarity
	G.Lev (dBm)			(dBm)	(dBm)	(dBm)	
3424.92	-34.32	12.90	12.05	-33.47	-13.00	-20.47	H
5137.36	-34.27	12.80	16.27	-37.74	-13.00	-24.74	H
6849.57	-32.59	12.30	20.13	-40.42	-13.00	-27.42	H
3424.92	-34.69	12.90	12.05	-33.84	-13.00	-20.84	V
5137.36	-35.13	12.80	16.27	-38.60	-13.00	-25.60	V
6849.57	-32.97	12.30	20.13	-40.80	-13.00	-27.80	V
The Worst Test Results for Channel 1450/1740.0MHz							
Frequency(MHz)	S	Ant(dBi)	Loss	PMea	Limit	Margin	Polarity
	G.Lev (dBm)			(dBm)	(dBm)	(dBm)	
3479.90	-33.80	12.90	12.05	-32.95	-13.00	-19.95	H
5219.81	-34.43	12.80	16.27	-37.90	-13.00	-24.90	H
6959.78	-32.74	12.30	20.13	-40.57	-13.00	-27.57	H
3479.90	-35.71	12.90	12.05	-34.86	-13.00	-21.86	V
5219.81	-35.20	12.80	16.27	-38.67	-13.00	-25.67	V
6959.78	-32.80	12.30	20.13	-40.63	-13.00	-27.63	V
The Worst Test Results for Channel 1513/1752.6MHz							
Frequency(MHz)	S	Ant(dBi)	Loss	PMea	Limit	Margin	Polarity
	G.Lev (dBm)			(dBm)	(dBm)	(dBm)	
3505.39	-34.07	12.90	12.05	-33.22	-13.00	-20.22	H
5257.76	-34.41	12.80	16.27	-37.88	-13.00	-24.88	H
7010.13	-32.67	12.30	20.13	-40.50	-13.00	-27.50	H
3505.39	-35.45	12.90	12.05	-34.60	-13.00	-21.60	V
5257.76	-34.24	12.80	16.27	-37.71	-13.00	-24.71	V
7010.13	-33.15	12.30	20.13	-40.98	-13.00	-27.98	V



HSDPA Band 4: (30-18000)MHz							
The Worst Test Results for Channel 1312/1712.4MHz							
Frequency(MHz)	S	Ant(dBi)	Loss	PMea	Limit	Margin	Polarity
	G.Lev (dBm)			(dBm)	(dBm)	(dBm)	
3424.82	-34.31	12.90	12.05	-33.46	-13.00	-20.46	H
5137.09	-34.26	12.80	16.27	-37.73	-13.00	-24.73	H
6849.64	-33.13	12.30	20.13	-40.96	-13.00	-27.96	H
3424.82	-35.14	12.90	12.05	-34.29	-13.00	-21.29	V
5137.09	-35.08	12.80	16.27	-38.55	-13.00	-25.55	V
6849.64	-32.14	12.30	20.13	-39.97	-13.00	-26.97	V
The Worst Test Results for Channel 1450/1740.0MHz							
Frequency(MHz)	S	Ant(dBi)	Loss	PMea	Limit	Margin	Polarity
	G.Lev (dBm)			(dBm)	(dBm)	(dBm)	
3479.78	-34.12	12.90	12.05	-33.27	-13.00	-20.27	H
5219.93	-35.19	12.80	16.27	-38.66	-13.00	-25.66	H
6960.09	-33.14	12.30	20.13	-40.97	-13.00	-27.97	H
3479.78	-35.50	12.90	12.05	-34.65	-13.00	-21.65	V
5219.93	-34.81	12.80	16.27	-38.28	-13.00	-25.28	V
6960.09	-32.70	12.30	20.13	-40.53	-13.00	-27.53	V
The Worst Test Results for Channel 1513/1752.6MHz							
Frequency(MHz)	S	Ant(dBi)	Loss	PMea	Limit	Margin	Polarity
	G.Lev (dBm)			(dBm)	(dBm)	(dBm)	
3505.51	-34.04	12.90	12.05	-33.19	-13.00	-20.19	H
5257.81	-34.40	12.80	16.27	-37.87	-13.00	-24.87	H
7010.25	-32.83	12.30	20.13	-40.66	-13.00	-27.66	H
3505.51	-35.53	12.90	12.05	-34.68	-13.00	-21.68	V
5257.81	-35.00	12.80	16.27	-38.47	-13.00	-25.47	V
7010.25	-32.39	12.30	20.13	-40.22	-13.00	-27.22	V



WCDMA Band 5: (30-9000)MHz							
The most testresults channel 4132/826.4MHz							
Frequency(MHz)	S	Ant(dBi)	Loss	PMea	Limit	Margin	Polarity
	G.Lev (dBm)			(dBm)	(dBm)	(dBm)	
1652.57	-40.59	9.40	4.75	-35.94	-13.00	-22.94	H
2479.28	-39.38	10.60	8.39	-37.17	-13.00	-24.17	H
3305.81	-31.98	12.00	11.79	-31.77	-13.00	-18.77	H
1652.57	-44.33	9.40	4.75	-39.68	-13.00	-26.68	V
2479.28	-44.28	10.60	8.39	-42.07	-13.00	-29.07	V
3305.81	-43.61	12.00	11.79	-43.40	-13.00	-30.40	V
The Worst Test Results Channel 4182/836.4MHz							
Frequency(MHz)	S	Ant(dBi)	Loss	PMea	Limit	Margin	Polarity
	G.Lev (dBm)			(dBm)	(dBm)	(dBm)	
1673.01	-41.54	9.40	4.75	-36.89	-13.00	-23.89	H
2509.14	-39.46	10.60	8.39	-37.25	-13.00	-24.25	H
3345.60	-32.16	12.00	11.79	-31.95	-13.00	-18.95	H
1673.01	-43.77	9.40	4.75	-39.12	-13.00	-26.12	V
2509.14	-44.51	10.60	8.39	-42.30	-13.00	-29.30	V
3345.60	-42.94	12.00	11.79	-42.73	-13.00	-29.73	V
The Worst Test Results Channel 4233/846.6MHz							
Frequency(MHz)	S	Ant(dBi)	Loss	PMea	Limit	Margin	Polarity
	G.Lev (dBm)			(dBm)	(dBm)	(dBm)	
1693.49	-40.24	9.40	4.75	-35.59	-13.00	-22.59	H
2539.98	-39.46	10.60	8.39	-37.25	-13.00	-24.25	H
3386.29	-30.98	12.00	11.79	-30.77	-13.00	-17.77	H
1693.49	-44.32	9.40	4.75	-39.67	-13.00	-26.67	V
2539.98	-44.78	10.60	8.39	-42.57	-13.00	-29.57	V
3386.29	-42.78	12.00	11.79	-42.57	-13.00	-29.57	V



HSDPA Band 5: (30-9000)MHz							
The most testresults channel 4132/826.4MHz							
Frequency(MHz)	S	Ant(dBi)	Loss	PMea	Limit	Margin	Polarity
	G.Lev (dBm)			(dBm)	(dBm)	(dBm)	
1652.51	-40.15	9.40	4.75	-35.50	-13.00	-22.50	H
2479.05	-40.64	10.60	8.39	-38.43	-13.00	-25.43	H
3305.60	-32.28	12.00	11.79	-32.07	-13.00	-19.07	H
1652.51	-44.02	9.40	4.75	-39.37	-13.00	-26.37	V
2479.05	-45.16	10.60	8.39	-42.95	-13.00	-29.95	V
3305.60	-43.50	12.00	11.79	-43.29	-13.00	-30.29	V
The Worst Test Results Channel 4182/836.4MHz							
Frequency(MHz)	S	Ant(dBi)	Loss	PMea	Limit	Margin	Polarity
	G.Lev (dBm)			(dBm)	(dBm)	(dBm)	
1672.63	-40.29	9.40	4.75	-35.64	-13.00	-22.64	H
2509.09	-40.05	10.60	8.39	-37.84	-13.00	-24.84	H
3345.40	-31.88	12.00	11.79	-31.67	-13.00	-18.67	H
1672.63	-43.96	9.40	4.75	-39.31	-13.00	-26.31	V
2509.09	-44.79	10.60	8.39	-42.58	-13.00	-29.58	V
3345.40	-43.90	12.00	11.79	-43.69	-13.00	-30.69	V
The Worst Test Results Channel 4233/846.6MHz							
Frequency(MHz)	S	Ant(dBi)	Loss	PMea	Limit	Margin	Polarity
	G.Lev (dBm)			(dBm)	(dBm)	(dBm)	
1693.63	-40.83	9.40	4.75	-36.18	-13.00	-23.18	H
2539.57	-40.34	10.60	8.39	-38.13	-13.00	-25.13	H
3386.37	-32.09	12.00	11.79	-31.88	-13.00	-18.88	H
1693.63	-43.69	9.40	4.75	-39.04	-13.00	-26.04	V
2539.57	-45.44	10.60	8.39	-43.23	-13.00	-30.23	V
3386.37	-42.78	12.00	11.79	-42.57	-13.00	-29.57	V



LTE Band 2 / 1.4MHz / QPSK / RB Size 1 Offset 0/ The Worst Test Results for Lowest							
Frequency(MHz)	S G.Lev (dBm)	Ant(dBi)	Loss	PMea	Limit	Margin	Polarity
				(dBm)	(dBm)	(dBm)	
3701.16	-33.44	12.60	12.93	-33.77	-13.00	-20.77	H
5552.14	-35.42	13.10	17.11	-39.43	-13.00	-26.43	H
7402.82	-33.36	11.50	22.20	-44.06	-13.00	-31.06	H
3701.16	-35.81	12.60	12.93	-36.14	-13.00	-23.14	V
5552.14	-35.18	13.10	17.11	-39.19	-13.00	-26.19	V
7402.82	-32.11	11.50	22.20	-42.81	-13.00	-29.81	V
LTE Band 2 / 1.4MHz / QPSK / RB Size 1 Offset 0/ The Worst Test Results for Middle							
Frequency(MHz)	S G.Lev (dBm)	Ant(dBi)	Loss	PMea	Limit	Margin	Polarity
				(dBm)	(dBm)	(dBm)	
3759.89	-34.71	12.60	12.93	-35.04	-13.00	-22.04	H
5639.97	-34.22	13.10	17.11	-38.23	-13.00	-25.23	H
7519.81	-32.22	11.50	22.20	-42.92	-13.00	-29.92	H
3759.89	-34.98	12.60	12.93	-35.31	-13.00	-22.31	V
5639.97	-34.15	13.10	17.11	-38.16	-13.00	-25.16	V
7519.81	-32.14	11.50	22.20	-42.84	-13.00	-29.84	V
LTE Band 2 / 1.4MHz / QPSK / RB Size 1 Offset 0/ The Worst Test Results for Highest							
Frequency(MHz)	S G.Lev (dBm)	Ant(dBi)	Loss	PMea	Limit	Margin	Polarity
				(dBm)	(dBm)	(dBm)	
3818.13	-34.61	12.60	12.93	-34.94	-13.00	-21.94	H
5727.88	-35.30	13.10	17.11	-39.31	-13.00	-26.31	H
7637.09	-32.82	11.50	22.20	-43.52	-13.00	-30.52	H
3818.13	-34.78	12.60	12.93	-35.11	-13.00	-22.11	V
5727.88	-34.52	13.10	17.11	-38.53	-13.00	-25.53	V
7637.09	-32.00	11.50	22.20	-42.70	-13.00	-29.70	V



LTE Band 2 / 3MHz / QPSK / RB Size 1 Offset 0/ The Worst Test Results for Lowest							
Frequency(MHz)	S G.Lev (dBm)	Ant(dBi)	Loss	PMea	Limit	Margin	Polarity
				(dBm)	(dBm)	(dBm)	
3702.89	-34.60	12.60	12.93	-34.93	-13.00	-21.93	H
5554.23	-34.46	13.10	17.11	-38.47	-13.00	-25.47	H
7405.74	-33.01	11.50	22.20	-43.71	-13.00	-30.71	H
3702.89	-34.54	12.60	12.93	-34.87	-13.00	-21.87	V
5554.23	-33.84	13.10	17.11	-37.85	-13.00	-24.85	V
7405.74	-32.58	11.50	22.20	-43.28	-13.00	-30.28	V
LTE Band 2 / 3MHz / QPSK / RB Size 1 Offset 0/ The Worst Test Results for Middle							
Frequency(MHz)	S G.Lev (dBm)	Ant(dBi)	Loss	PMea	Limit	Margin	Polarity
				(dBm)	(dBm)	(dBm)	
3760.24	-34.36	12.60	12.93	-34.69	-13.00	-21.69	H
5640.05	-34.01	13.10	17.11	-38.02	-13.00	-25.02	H
7520.05	-32.55	11.50	22.20	-43.25	-13.00	-30.25	H
3760.24	-35.52	12.60	12.93	-35.85	-13.00	-22.85	V
5640.05	-33.90	13.10	17.11	-37.91	-13.00	-24.91	V
7520.05	-32.47	11.50	22.20	-43.17	-13.00	-30.17	V
LTE Band 2 / 3MHz / QPSK / RB Size 1 Offset 0/ The Worst Test Results for Highest							
Frequency(MHz)	S G.Lev (dBm)	Ant(dBi)	Loss	PMea	Limit	Margin	Polarity
				(dBm)	(dBm)	(dBm)	
3816.99	-34.50	12.60	12.93	-34.83	-13.00	-21.83	H
5725.41	-34.27	13.10	17.11	-38.28	-13.00	-25.28	H
7634.15	-32.73	11.50	22.20	-43.43	-13.00	-30.43	H
3816.99	-35.79	12.60	12.93	-36.12	-13.00	-23.12	V
5725.41	-34.79	13.10	17.11	-38.80	-13.00	-25.80	V
7634.15	-31.96	11.50	22.20	-42.66	-13.00	-29.66	V



LTE Band 2 / 5MHz / QPSK / RB Size 1 Offset 0/ The Worst Test Results for Lowest							
Frequency(MHz)	S G.Lev (dBm)	Ant(dBi)	Loss	PMea	Limit	Margin	Polarity
				(dBm)	(dBm)	(dBm)	
3705.12	-34.72	12.60	12.93	-35.05	-13.00	-22.05	H
5557.51	-35.20	13.10	17.11	-39.21	-13.00	-26.21	H
7410.14	-33.23	11.50	22.20	-43.93	-13.00	-30.93	H
3705.12	-34.64	12.60	12.93	-34.97	-13.00	-21.97	V
5557.51	-35.07	13.10	17.11	-39.08	-13.00	-26.08	V
7410.14	-32.80	11.50	22.20	-43.50	-13.00	-30.50	V
LTE Band 2 / 5MHz / QPSK / RB Size 1 Offset 0/ The Worst Test Results for Middle							
Frequency(MHz)	S G.Lev (dBm)	Ant(dBi)	Loss	PMea	Limit	Margin	Polarity
				(dBm)	(dBm)	(dBm)	
3760.23	-34.17	12.60	12.93	-34.50	-13.00	-21.50	H
5639.86	-34.17	13.10	17.11	-38.18	-13.00	-25.18	H
7520.09	-33.43	11.50	22.20	-44.13	-13.00	-31.13	H
3760.23	-35.44	12.60	12.93	-35.77	-13.00	-22.77	V
5639.86	-35.19	13.10	17.11	-39.20	-13.00	-26.20	V
7520.09	-32.27	11.50	22.20	-42.97	-13.00	-29.97	V
LTE Band 2 / 5MHz / QPSK / RB Size 1 Offset 0/ The Worst Test Results for Highest							
Frequency(MHz)	S G.Lev (dBm)	Ant(dBi)	Loss	PMea	Limit	Margin	Polarity
				(dBm)	(dBm)	(dBm)	
3815.28	-33.58	12.60	12.93	-33.91	-13.00	-20.91	H
5722.33	-34.64	13.10	17.11	-38.65	-13.00	-25.65	H
7630.05	-32.77	11.50	22.20	-43.47	-13.00	-30.47	H
3815.28	-35.13	12.60	12.93	-35.46	-13.00	-22.46	V
5722.33	-34.52	13.10	17.11	-38.53	-13.00	-25.53	V
7630.05	-31.78	11.50	22.20	-42.48	-13.00	-29.48	V



LTE Band 2 / 10MHz / QPSK / RB Size 1 Offset 0/ The Worst Test Results for Lowest							
Frequency(MHz)	S G.Lev (dBm)	Ant(dBi)	Loss	PMea	Limit	Margin	Polarity
				(dBm)	(dBm)	(dBm)	
3710.30	-34.43	12.60	12.93	-34.76	-13.00	-21.76	H
5565.37	-34.03	13.10	17.11	-38.04	-13.00	-25.04	H
7419.77	-32.61	11.50	22.20	-43.31	-13.00	-30.31	H
3710.30	-34.95	12.60	12.93	-35.28	-13.00	-22.28	V
5565.37	-34.65	13.10	17.11	-38.66	-13.00	-25.66	V
7419.77	-33.04	11.50	22.20	-43.74	-13.00	-30.74	V
LTE Band 2 / 10MHz / QPSK / RB Size 1 Offset 0/ The Worst Test Results for Middle							
Frequency(MHz)	S G.Lev (dBm)	Ant(dBi)	Loss	PMea	Limit	Margin	Polarity
				(dBm)	(dBm)	(dBm)	
3759.91	-33.89	12.60	12.93	-34.22	-13.00	-21.22	H
5640.02	-35.33	13.10	17.11	-39.34	-13.00	-26.34	H
7520.02	-32.77	11.50	22.20	-43.47	-13.00	-30.47	H
3759.91	-35.48	12.60	12.93	-35.81	-13.00	-22.81	V
5640.02	-34.62	13.10	17.11	-38.63	-13.00	-25.63	V
7520.02	-32.72	11.50	22.20	-43.42	-13.00	-30.42	V
LTE Band 2 / 10MHz / QPSK / RB Size 1 Offset 0/ The Worst Test Results for Highest							
Frequency(MHz)	S G.Lev (dBm)	Ant(dBi)	Loss	PMea	Limit	Margin	Polarity
				(dBm)	(dBm)	(dBm)	
3809.97	-34.31	12.60	12.93	-34.64	-13.00	-21.64	H
5715.08	-34.39	13.10	17.11	-38.40	-13.00	-25.40	H
7619.85	-32.74	11.50	22.20	-43.44	-13.00	-30.44	H
3809.97	-35.40	12.60	12.93	-35.73	-13.00	-22.73	V
5715.08	-34.96	13.10	17.11	-38.97	-13.00	-25.97	V
7619.85	-32.05	11.50	22.20	-42.75	-13.00	-29.75	V



LTE Band 2 / 15MHz / QPSK / RB Size 1 Offset 0/ The Worst Test Results for Lowest							
Frequency(MHz)	S G.Lev (dBm)	Ant(dBi)	Loss	PMea	Limit	Margin	Polarity
				(dBm)	(dBm)	(dBm)	
3715.21	-33.98	12.60	12.93	-34.31	-13.00	-21.31	H
5572.53	-34.11	13.10	17.11	-38.12	-13.00	-25.12	H
7430.77	-33.40	11.50	22.20	-44.10	-13.00	-31.10	H
3715.21	-35.03	12.60	12.93	-35.36	-13.00	-22.36	V
5572.53	-35.09	13.10	17.11	-39.10	-13.00	-26.10	V
7430.77	-33.03	11.50	22.20	-43.73	-13.00	-30.73	V
LTE Band 2 / 15MHz / QPSK / RB Size 1 Offset 0/ The Worst Test Results for Middle							
Frequency(MHz)	S G.Lev (dBm)	Ant(dBi)	Loss	PMea	Limit	Margin	Polarity
				(dBm)	(dBm)	(dBm)	
3760.06	-33.76	12.60	12.93	-34.09	-13.00	-21.09	H
5639.85	-34.81	13.10	17.11	-38.82	-13.00	-25.82	H
7520.27	-32.40	11.50	22.20	-43.10	-13.00	-30.10	H
3760.06	-35.52	12.60	12.93	-35.85	-13.00	-22.85	V
5639.85	-34.81	13.10	17.11	-38.82	-13.00	-25.82	V
7520.27	-31.87	11.50	22.20	-42.57	-13.00	-29.57	V
LTE Band 2 / 15MHz / QPSK / RB Size 1 Offset 0/ The Worst Test Results for Highest							
Frequency(MHz)	S G.Lev (dBm)	Ant(dBi)	Loss	PMea	Limit	Margin	Polarity
				(dBm)	(dBm)	(dBm)	
3804.86	-34.89	12.60	12.93	-35.22	-13.00	-22.22	H
5707.45	-35.21	13.10	17.11	-39.22	-13.00	-26.22	H
7610.33	-33.39	11.50	22.20	-44.09	-13.00	-31.09	H
3804.86	-35.59	12.60	12.93	-35.92	-13.00	-22.92	V
5707.45	-34.21	13.10	17.11	-38.22	-13.00	-25.22	V
7610.33	-32.38	11.50	22.20	-43.08	-13.00	-30.08	V



LTE Band 2 / 20MHz / QPSK / RB Size 1 Offset 0/ The Worst Test Results for Lowest							
Frequency(MHz)	S G.Lev (dBm)	Ant(dBi)	Loss	PMea	Limit	Margin	Polarity
				(dBm)	(dBm)	(dBm)	
3720.32	-34.47	12.60	12.93	-34.80	-13.00	-21.80	H
5580.53	-34.34	13.10	17.11	-38.35	-13.00	-25.35	H
7439.84	-33.28	11.50	22.20	-43.98	-13.00	-30.98	H
3720.32	-35.56	12.60	12.93	-35.89	-13.00	-22.89	V
5580.53	-34.27	13.10	17.11	-38.28	-13.00	-25.28	V
7439.84	-32.73	11.50	22.20	-43.43	-13.00	-30.43	V
LTE Band 2 / 20MHz / QPSK / RB Size 1 Offset 0/ The Worst Test Results for Middle							
Frequency(MHz)	S G.Lev (dBm)	Ant(dBi)	Loss	PMea	Limit	Margin	Polarity
				(dBm)	(dBm)	(dBm)	
3760.04	-34.76	12.60	12.93	-35.09	-13.00	-22.09	H
5640.27	-34.56	13.10	17.11	-38.57	-13.00	-25.57	H
7520.01	-32.43	11.50	22.20	-43.13	-13.00	-30.13	H
3760.04	-35.83	12.60	12.93	-36.16	-13.00	-23.16	V
5640.27	-34.01	13.10	17.11	-38.02	-13.00	-25.02	V
7520.01	-32.22	11.50	22.20	-42.92	-13.00	-29.92	V
LTE Band 2 / 20MHz / QPSK / RB Size 1 Offset 0/ The Worst Test Results for Highest							
Frequency(MHz)	S G.Lev (dBm)	Ant(dBi)	Loss	PMea	Limit	Margin	Polarity
				(dBm)	(dBm)	(dBm)	
3800.20	-34.92	12.60	12.93	-35.25	-13.00	-22.25	H
5700.21	-34.89	13.10	17.11	-38.90	-13.00	-25.90	H
7599.80	-33.30	11.50	22.20	-44.00	-13.00	-31.00	H
3800.20	-35.74	12.60	12.93	-36.07	-13.00	-23.07	V
5700.21	-35.08	13.10	17.11	-39.09	-13.00	-26.09	V
7599.80	-31.96	11.50	22.20	-42.66	-13.00	-29.66	V



LTE Band 4 / 1.4MHz / QPSK / RB Size 1 Offset 0/ The Worst Test Results for Lowest							
Frequency(MHz)	S G.Lev (dBm)	Ant(dBi)	Loss	PMea	Limit	Margin	Polarity
				(dBm)	(dBm)	(dBm)	
3420.97	-34.84	12.90	12.56	-34.50	-13.00	-21.50	H
5132.06	-35.30	13.10	16.32	-38.52	-13.00	-25.52	H
6842.80	-32.68	12.33	21.13	-41.48	-13.00	-28.48	H
3420.97	-35.75	12.90	12.56	-35.41	-13.00	-22.41	V
5132.06	-34.55	13.10	16.32	-37.77	-13.00	-24.77	V
6842.80	-32.19	12.33	21.13	-40.99	-13.00	-27.99	V
LTE Band 4 / 1.4MHz / QPSK / RB Size 1 Offset 0/ The Worst Test Results for Middle							
Frequency(MHz)	S G.Lev (dBm)	Ant(dBi)	Loss	PMea	Limit	Margin	Polarity
				(dBm)	(dBm)	(dBm)	
3464.78	-33.45	12.90	12.56	-33.11	-13.00	-20.11	H
5196.88	-34.73	13.10	16.32	-37.95	-13.00	-24.95	H
6929.93	-33.20	12.33	21.13	-42.00	-13.00	-29.00	H
3464.78	-35.43	12.90	12.56	-35.09	-13.00	-22.09	V
5196.88	-34.48	13.10	16.32	-37.70	-13.00	-24.70	V
6929.93	-31.97	12.33	21.13	-40.77	-13.00	-27.77	V
LTE Band 4 / 1.4MHz / QPSK / RB Size 1 Offset 0/ The Worst Test Results for Highest							
Frequency(MHz)	S G.Lev (dBm)	Ant(dBi)	Loss	PMea	Limit	Margin	Polarity
				(dBm)	(dBm)	(dBm)	
3508.05	-34.23	12.90	12.56	-33.89	-13.00	-20.89	H
5262.23	-35.29	13.10	16.32	-38.51	-13.00	-25.51	H
7015.77	-33.53	12.33	21.13	-42.33	-13.00	-29.33	H
3508.05	-35.12	12.90	12.56	-34.78	-13.00	-21.78	V
5262.23	-33.97	13.10	16.32	-37.19	-13.00	-24.19	V
7015.77	-32.38	12.33	21.13	-41.18	-13.00	-28.18	V



LTE Band 4 / 3MHz / QPSK / RB Size 1 Offset 0/ The Worst Test Results for Lowest							
Frequency(MHz)	S G.Lev (dBm)	Ant(dBi)	Loss	PMea	Limit	Margin	Polarity
				(dBm)	(dBm)	(dBm)	
3423.94	-33.78	12.90	12.56	-33.44	-13.00	-20.44	H
5135.84	-35.16	13.10	16.32	-38.38	-13.00	-25.38	H
6848.73	-33.19	12.33	21.13	-41.99	-13.00	-28.99	H
3423.94	-35.74	12.90	12.56	-35.40	-13.00	-22.40	V
5135.84	-34.34	13.10	16.32	-37.56	-13.00	-24.56	V
6848.73	-32.77	12.33	21.13	-41.57	-13.00	-28.57	V
LTE Band 4 / 3MHz / QPSK / RB Size 1 Offset 0/ The Worst Test Results for Middle							
Frequency(MHz)	S G.Lev (dBm)	Ant(dBi)	Loss	PMea	Limit	Margin	Polarity
				(dBm)	(dBm)	(dBm)	
3464.53	-34.18	12.90	12.56	-33.84	-13.00	-20.84	H
5197.02	-34.20	13.10	16.32	-37.42	-13.00	-24.42	H
6929.84	-33.02	12.33	21.13	-41.82	-13.00	-28.82	H
3464.53	-35.69	12.90	12.56	-35.35	-13.00	-22.35	V
5197.02	-34.95	13.10	16.32	-38.17	-13.00	-25.17	V
6929.84	-32.90	12.33	21.13	-41.70	-13.00	-28.70	V
LTE Band 4 / 3MHz / QPSK / RB Size 1 Offset 0/ The Worst Test Results for Highest							
Frequency(MHz)	S G.Lev (dBm)	Ant(dBi)	Loss	PMea	Limit	Margin	Polarity
				(dBm)	(dBm)	(dBm)	
3506.00	-34.11	12.90	12.56	-33.77	-13.00	-20.77	H
5261.76	-35.10	13.10	16.32	-38.32	-13.00	-25.32	H
7012.40	-32.41	12.33	21.13	-41.21	-13.00	-28.21	H
3506.00	-34.69	12.90	12.56	-34.35	-13.00	-21.35	V
5261.76	-34.40	13.10	16.32	-37.62	-13.00	-24.62	V
7012.40	-32.31	12.33	21.13	-41.11	-13.00	-28.11	V



LTE Band 4 / 5MHz / QPSK / RB Size 1 Offset 0/ The Worst Test Results for Lowest							
Frequency(MHz)	S G.Lev (dBm)	Ant(dBi)	Loss	PMea	Limit	Margin	Polarity
				(dBm)	(dBm)	(dBm)	
3424.69	-34.15	12.90	12.56	-33.81	-13.00	-20.81	H
5136.98	-35.35	13.10	16.32	-38.57	-13.00	-25.57	H
6849.83	-33.40	12.33	21.13	-42.20	-13.00	-29.20	H
3424.69	-36.00	12.90	12.56	-35.66	-13.00	-22.66	V
5136.98	-35.12	13.10	16.32	-38.34	-13.00	-25.34	V
6849.83	-32.79	12.33	21.13	-41.59	-13.00	-28.59	V
LTE Band 4 / 5MHz / QPSK / RB Size 1 Offset 0/ The Worst Test Results for Middle							
Frequency(MHz)	S G.Lev (dBm)	Ant(dBi)	Loss	PMea	Limit	Margin	Polarity
				(dBm)	(dBm)	(dBm)	
3464.43	-34.28	12.90	12.56	-33.94	-13.00	-20.94	H
5196.79	-35.10	13.10	16.32	-38.32	-13.00	-25.32	H
6929.55	-33.14	12.33	21.13	-41.94	-13.00	-28.94	H
3464.43	-35.43	12.90	12.56	-35.09	-13.00	-22.09	V
5196.79	-35.09	13.10	16.32	-38.31	-13.00	-25.31	V
6929.55	-32.29	12.33	21.13	-41.09	-13.00	-28.09	V
LTE Band 4 / 5MHz / QPSK / RB Size 1 Offset 0/ The Worst Test Results for Highest							
Frequency(MHz)	S G.Lev (dBm)	Ant(dBi)	Loss	PMea	Limit	Margin	Polarity
				(dBm)	(dBm)	(dBm)	
3505.23	-33.79	12.90	12.56	-33.45	-13.00	-20.45	H
5257.05	-34.98	13.10	16.32	-38.20	-13.00	-25.20	H
7010.15	-32.38	12.33	21.13	-41.18	-13.00	-28.18	H
3505.23	-35.56	12.90	12.56	-35.22	-13.00	-22.22	V
5257.05	-34.54	13.10	16.32	-37.76	-13.00	-24.76	V
7010.15	-31.86	12.33	21.13	-40.66	-13.00	-27.66	V



LTE Band 4 / 10MHz / QPSK / RB Size 1 Offset 0/ The Worst Test Results for Lowest							
Frequency(MHz)	S G.Lev (dBm)	Ant(dBi)	Loss	PMea	Limit	Margin	Polarity
				(dBm)	(dBm)	(dBm)	
3430.10	-33.64	12.90	12.56	-33.30	-13.00	-20.30	H
5145.09	-35.11	13.10	16.32	-38.33	-13.00	-25.33	H
6860.53	-32.26	12.33	21.13	-41.06	-13.00	-28.06	H
3430.10	-35.07	12.90	12.56	-34.73	-13.00	-21.73	V
5145.09	-33.98	13.10	16.32	-37.20	-13.00	-24.20	V
6860.53	-31.77	12.33	21.13	-40.57	-13.00	-27.57	V
LTE Band 4 / 10MHz / QPSK / RB Size 1 Offset 0/ The Worst Test Results for Middle							
Frequency(MHz)	S G.Lev (dBm)	Ant(dBi)	Loss	PMea	Limit	Margin	Polarity
				(dBm)	(dBm)	(dBm)	
3464.79	-33.85	12.90	12.56	-33.51	-13.00	-20.51	H
5196.50	-34.30	13.10	16.32	-37.52	-13.00	-24.52	H
6929.51	-32.55	12.33	21.13	-41.35	-13.00	-28.35	H
3464.79	-35.15	12.90	12.56	-34.81	-13.00	-21.81	V
5196.50	-34.31	13.10	16.32	-37.53	-13.00	-24.53	V
6929.51	-32.96	12.33	21.13	-41.76	-13.00	-28.76	V
LTE Band 4 / 10MHz / QPSK / RB Size 1 Offset 0/ The Worst Test Results for Highest							
Frequency(MHz)	S G.Lev (dBm)	Ant(dBi)	Loss	PMea	Limit	Margin	Polarity
				(dBm)	(dBm)	(dBm)	
3500.45	-33.55	12.90	12.56	-33.21	-13.00	-20.21	H
5250.15	-35.27	13.10	16.32	-38.49	-13.00	-25.49	H
6999.99	-32.92	12.33	21.13	-41.72	-13.00	-28.72	H
3500.45	-34.89	12.90	12.56	-34.55	-13.00	-21.55	V
5250.15	-35.17	13.10	16.32	-38.39	-13.00	-25.39	V
6999.99	-33.17	12.33	21.13	-41.97	-13.00	-28.97	V



LTE Band 4 / 15MHz / QPSK / RB Size 1 Offset 0/ The Worst Test Results for Lowest							
Frequency(MHz)	S G.Lev (dBm)	Ant(dBi)	Loss	PMea	Limit	Margin	Polarity
				(dBm)	(dBm)	(dBm)	
3434.84	-34.04	12.90	12.56	-33.70	-13.00	-20.70	H
5152.51	-35.32	13.10	16.32	-38.54	-13.00	-25.54	H
6870.63	-32.44	12.33	21.13	-41.24	-13.00	-28.24	H
3434.84	-35.51	12.90	12.56	-35.17	-13.00	-22.17	V
5152.51	-34.36	13.10	16.32	-37.58	-13.00	-24.58	V
6870.63	-31.94	12.33	21.13	-40.74	-13.00	-27.74	V
LTE Band 4 / 15MHz / QPSK / RB Size 1 Offset 0/ The Worst Test Results for Middle							
Frequency(MHz)	S G.Lev (dBm)	Ant(dBi)	Loss	PMea	Limit	Margin	Polarity
				(dBm)	(dBm)	(dBm)	
3464.76	-33.45	12.90	12.56	-33.11	-13.00	-20.11	H
5196.45	-34.44	13.10	16.32	-37.66	-13.00	-24.66	H
6929.91	-33.56	12.33	21.13	-42.36	-13.00	-29.36	H
3464.76	-35.22	12.90	12.56	-34.88	-13.00	-21.88	V
5196.45	-34.09	13.10	16.32	-37.31	-13.00	-24.31	V
6929.91	-32.96	12.33	21.13	-41.76	-13.00	-28.76	V
LTE Band 4 / 15MHz / QPSK / RB Size 1 Offset 0/ The Worst Test Results for Highest							
Frequency(MHz)	S G.Lev (dBm)	Ant(dBi)	Loss	PMea	Limit	Margin	Polarity
				(dBm)	(dBm)	(dBm)	
3495.36	-33.78	12.90	12.56	-33.44	-13.00	-20.44	H
5242.12	-34.46	13.10	16.32	-37.68	-13.00	-24.68	H
6990.25	-33.26	12.33	21.13	-42.06	-13.00	-29.06	H
3495.36	-35.67	12.90	12.56	-35.33	-13.00	-22.33	V
5242.12	-34.61	13.10	16.32	-37.83	-13.00	-24.83	V
6990.25	-31.82	12.33	21.13	-40.62	-13.00	-27.62	V



LTE Band 4 / 20MHz / QPSK / RB Size 1 Offset 0/ The Worst Test Results for Lowest							
Frequency(MHz)	S G.Lev (dBm)	Ant(dBi)	Loss	PMea	Limit	Margin	Polarity
				(dBm)	(dBm)	(dBm)	
3440.38	-34.02	12.90	12.56	-33.68	-13.00	-20.68	H
5159.86	-35.12	13.10	16.32	-38.34	-13.00	-25.34	H
6880.77	-32.31	12.33	21.13	-41.11	-13.00	-28.11	H
3440.38	-35.41	12.90	12.56	-35.07	-13.00	-22.07	V
5159.86	-34.83	13.10	16.32	-38.05	-13.00	-25.05	V
6880.77	-32.74	12.33	21.13	-41.54	-13.00	-28.54	V
LTE Band 4 / 20MHz / QPSK / RB Size 1 Offset 0/ The Worst Test Results for Middle							
Frequency(MHz)	S G.Lev (dBm)	Ant(dBi)	Loss	PMea	Limit	Margin	Polarity
				(dBm)	(dBm)	(dBm)	
3464.98	-33.61	12.90	12.56	-33.27	-13.00	-20.27	H
5196.37	-35.26	13.10	16.32	-38.48	-13.00	-25.48	H
6929.87	-32.55	12.33	21.13	-41.35	-13.00	-28.35	H
3464.98	-35.82	12.90	12.56	-35.48	-13.00	-22.48	V
5196.37	-34.47	13.10	16.32	-37.69	-13.00	-24.69	V
6929.87	-32.11	12.33	21.13	-40.91	-13.00	-27.91	V
LTE Band 4 / 20MHz / QPSK / RB Size 1 Offset 0/ The Worst Test Results for Highest							
Frequency(MHz)	S G.Lev (dBm)	Ant(dBi)	Loss	PMea	Limit	Margin	Polarity
				(dBm)	(dBm)	(dBm)	
3490.41	-34.07	12.90	12.56	-33.73	-13.00	-20.73	H
5235.26	-34.08	13.10	16.32	-37.30	-13.00	-24.30	H
6979.75	-33.11	12.33	21.13	-41.91	-13.00	-28.91	H
3490.41	-34.98	12.90	12.56	-34.64	-13.00	-21.64	V
5235.26	-34.34	13.10	16.32	-37.56	-13.00	-24.56	V
6979.75	-32.43	12.33	21.13	-41.23	-13.00	-28.23	V



LTE Band 5 / 1.4MHz / QPSK / RB Size 1 Offset 0/ The Worst Test Results for Lowest							
Frequency(MHz)	S G.Lev (dBm)	Ant(dBi)	Loss	PMea	Limit	Margin	Polarity
				(dBm)	(dBm)	(dBm)	
1648.52	-34.35	9.56	9.72	-34.51	-13.00	-21.51	H
2473.82	-34.01	10.50	10.86	-34.37	-13.00	-21.37	H
3298.69	-33.52	12.78	11.57	-32.31	-13.00	-19.31	H
1648.52	-34.81	9.56	9.72	-34.97	-13.00	-21.97	V
2473.82	-33.98	10.50	10.86	-34.34	-13.00	-21.34	V
3298.69	-32.36	12.78	11.57	-31.15	-13.00	-18.15	V
LTE Band 5 / 1.4MHz / QPSK / RB Size 1 Offset 0/ The Worst Test Results for Middle							
Frequency(MHz)	S G.Lev (dBm)	Ant(dBi)	Loss	PMea	Limit	Margin	Polarity
				(dBm)	(dBm)	(dBm)	
1672.80	-34.61	9.56	9.72	-34.77	-13.00	-21.77	H
2508.97	-34.67	10.50	10.86	-35.03	-13.00	-22.03	H
3345.67	-33.15	12.78	11.57	-31.94	-13.00	-18.94	H
1672.80	-35.64	9.56	9.72	-35.80	-13.00	-22.80	V
2508.97	-34.96	10.50	10.86	-35.32	-13.00	-22.32	V
3345.67	-33.11	12.78	11.57	-31.90	-13.00	-18.90	V
LTE Band 5 / 1.4MHz / QPSK / RB Size 1 Offset 0/ The Worst Test Results for Highest							
Frequency(MHz)	S G.Lev (dBm)	Ant(dBi)	Loss	PMea	Limit	Margin	Polarity
				(dBm)	(dBm)	(dBm)	
1696.30	-34.05	9.56	9.72	-34.21	-13.00	-21.21	H
2544.34	-34.15	10.50	10.86	-34.51	-13.00	-21.51	H
3393.18	-33.44	12.78	11.57	-32.23	-13.00	-19.23	H
1696.30	-34.61	9.56	9.72	-34.77	-13.00	-21.77	V
2544.34	-34.63	10.50	10.86	-34.99	-13.00	-21.99	V
3393.18	-31.74	12.78	11.57	-30.53	-13.00	-17.53	V



LTE Band 5 / 3MHz / QPSK / RB Size 1 Offset 0/ The Worst Test Results for Lowest							
Frequency(MHz)	S G.Lev (dBm)	Ant(dBi)	Loss	PMea	Limit	Margin	Polarity
				(dBm)	(dBm)	(dBm)	
1650.34	-33.66	9.56	9.72	-33.82	-13.00	-20.82	H
2476.00	-35.11	10.50	10.86	-35.47	-13.00	-22.47	H
3301.59	-32.37	12.78	11.57	-31.16	-13.00	-18.16	H
1650.34	-35.82	9.56	9.72	-35.98	-13.00	-22.98	V
2476.00	-34.60	10.50	10.86	-34.96	-13.00	-21.96	V
3301.59	-32.98	12.78	11.57	-31.77	-13.00	-18.77	V
LTE Band 5 / 3MHz / QPSK / RB Size 1 Offset 0/ The Worst Test Results for Middle							
Frequency(MHz)	S G.Lev (dBm)	Ant(dBi)	Loss	PMea	Limit	Margin	Polarity
				(dBm)	(dBm)	(dBm)	
1672.29	-33.71	9.56	9.72	-33.87	-13.00	-20.87	H
2508.78	-35.24	10.50	10.86	-35.60	-13.00	-22.60	H
3345.58	-33.30	12.78	11.57	-32.09	-13.00	-19.09	H
1672.29	-35.84	9.56	9.72	-36.00	-13.00	-23.00	V
2508.78	-34.10	10.50	10.86	-34.46	-13.00	-21.46	V
3345.58	-31.76	12.78	11.57	-30.55	-13.00	-17.55	V
LTE Band 5 / 3MHz / QPSK / RB Size 1 Offset 0/ The Worst Test Results for Highest							
Frequency(MHz)	S G.Lev (dBm)	Ant(dBi)	Loss	PMea	Limit	Margin	Polarity
				(dBm)	(dBm)	(dBm)	
1694.60	-33.60	9.56	9.72	-33.76	-13.00	-20.76	H
2542.06	-34.07	10.50	10.86	-34.43	-13.00	-21.43	H
3389.21	-33.04	12.78	11.57	-31.83	-13.00	-18.83	H
1694.60	-35.11	9.56	9.72	-35.27	-13.00	-22.27	V
2542.06	-34.09	10.50	10.86	-34.45	-13.00	-21.45	V
3389.21	-33.17	12.78	11.57	-31.96	-13.00	-18.96	V



LTE Band 5 / 5MHz / QPSK / RB Size 1 Offset 0/ The Worst Test Results for Lowest							
Frequency(MHz)	S G.Lev (dBm)	Ant(dBi)	Loss	PMea	Limit	Margin	Polarity
				(dBm)	(dBm)	(dBm)	
1652.46	-33.62	9.56	9.72	-33.78	-13.00	-20.78	H
2478.74	-34.07	10.50	10.86	-34.43	-13.00	-21.43	H
3305.55	-32.78	12.78	11.57	-31.57	-13.00	-18.57	H
1652.46	-35.16	9.56	9.72	-35.32	-13.00	-22.32	V
2478.74	-35.24	10.50	10.86	-35.60	-13.00	-22.60	V
3305.55	-32.29	12.78	11.57	-31.08	-13.00	-18.08	V
LTE Band 5 / 5MHz / QPSK / RB Size 1 Offset 0/ The Worst Test Results for Middle							
Frequency(MHz)	S G.Lev (dBm)	Ant(dBi)	Loss	PMea	Limit	Margin	Polarity
				(dBm)	(dBm)	(dBm)	
1672.53	-33.73	9.56	9.72	-33.89	-13.00	-20.89	H
2508.72	-35.31	10.50	10.86	-35.67	-13.00	-22.67	H
3345.19	-33.60	12.78	11.57	-32.39	-13.00	-19.39	H
1672.53	-35.86	9.56	9.72	-36.02	-13.00	-23.02	V
2508.72	-33.98	10.50	10.86	-34.34	-13.00	-21.34	V
3345.19	-32.47	12.78	11.57	-31.26	-13.00	-18.26	V
LTE Band 5 / 5MHz / QPSK / RB Size 1 Offset 0/ The Worst Test Results for Highest							
Frequency(MHz)	S G.Lev (dBm)	Ant(dBi)	Loss	PMea	Limit	Margin	Polarity
				(dBm)	(dBm)	(dBm)	
1692.18	-34.08	9.56	9.72	-34.24	-13.00	-21.24	H
2538.63	-35.39	10.50	10.86	-35.75	-13.00	-22.75	H
3385.65	-33.40	12.78	11.57	-32.19	-13.00	-19.19	H
1692.18	-35.99	9.56	9.72	-36.15	-13.00	-23.15	V
2538.63	-33.96	10.50	10.86	-34.32	-13.00	-21.32	V
3385.65	-32.65	12.78	11.57	-31.44	-13.00	-18.44	V



LTE Band 5 / 10MHz / QPSK / RB Size 1 Offset 0/ The Worst Test Results for Lowest							
Frequency(MHz)	S G.Lev (dBm)	Ant(dBi)	Loss	PMea	Limit	Margin	Polarity
				(dBm)	(dBm)	(dBm)	
1657.61	-34.47	9.56	9.72	-34.63	-13.00	-21.63	H
2486.49	-34.85	10.50	10.86	-35.21	-13.00	-22.21	H
3315.06	-33.49	12.78	11.57	-32.28	-13.00	-19.28	H
1657.61	-35.15	9.56	9.72	-35.31	-13.00	-22.31	V
2486.49	-33.78	10.50	10.86	-34.14	-13.00	-21.14	V
3315.06	-32.80	12.78	11.57	-31.59	-13.00	-18.59	V
LTE Band 5 / 10MHz / QPSK / RB Size 1 Offset 0/ The Worst Test Results for Middle							
Frequency(MHz)	S G.Lev (dBm)	Ant(dBi)	Loss	PMea	Limit	Margin	Polarity
				(dBm)	(dBm)	(dBm)	
1672.38	-33.75	9.56	9.72	-33.91	-13.00	-20.91	H
2508.84	-35.13	10.50	10.86	-35.49	-13.00	-22.49	H
3345.29	-33.00	12.78	11.57	-31.79	-13.00	-18.79	H
1672.38	-35.46	9.56	9.72	-35.62	-13.00	-22.62	V
2508.84	-35.02	10.50	10.86	-35.38	-13.00	-22.38	V
3345.29	-32.00	12.78	11.57	-30.79	-13.00	-17.79	V
LTE Band 5 / 10MHz / QPSK / RB Size 1 Offset 0/ The Worst Test Results for Highest							
Frequency(MHz)	S G.Lev (dBm)	Ant(dBi)	Loss	PMea	Limit	Margin	Polarity
				(dBm)	(dBm)	(dBm)	
1687.43	-34.83	9.56	9.72	-34.99	-13.00	-21.99	H
2531.62	-35.07	10.50	10.86	-35.43	-13.00	-22.43	H
3375.55	-33.47	12.78	11.57	-32.26	-13.00	-19.26	H
1687.43	-34.95	9.56	9.72	-35.11	-13.00	-22.11	V
2531.62	-34.19	10.50	10.86	-34.55	-13.00	-21.55	V
3375.55	-31.76	12.78	11.57	-30.55	-13.00	-17.55	V



LTE Band 7 / 5MHz / QPSK / RB Size 1 Offset 0/ The Worst Test Results for Lowest							
Frequency(MHz)	S G.Lev (dBm)	Ant(dBi)	Loss	PMea	Limit	Margin	Polarity
				(dBm)	(dBm)	(dBm)	
5005.18	-34.60	12.66	15.86	-37.80	-25.00	-12.80	H
7507.89	-34.95	11.46	19.28	-42.77	-25.00	-17.77	H
10010.47	-32.34	12.79	23.19	-42.74	-25.00	-17.74	H
5005.18	-35.19	12.66	15.86	-38.39	-25.00	-13.39	V
7507.89	-34.25	11.46	19.28	-42.07	-25.00	-17.07	V
10010.47	-32.01	12.79	23.19	-42.41	-25.00	-17.41	V
LTE Band 7 / 5MHz / QPSK / RB Size 1 Offset 0/ The Worst Test Results for Middle							
Frequency(MHz)	S G.Lev (dBm)	Ant(dBi)	Loss	PMea	Limit	Margin	Polarity
				(dBm)	(dBm)	(dBm)	
5069.86	-34.38	12.72	15.86	-37.52	-25.00	-12.52	H
7604.89	-34.83	11.46	19.28	-42.65	-25.00	-17.65	H
10139.56	-32.59	12.09	23.19	-43.69	-25.00	-18.69	H
5069.86	-35.38	12.72	15.86	-38.52	-25.00	-13.52	V
7604.89	-35.10	11.46	19.28	-42.92	-25.00	-17.92	V
10139.56	-32.98	12.09	23.19	-44.08	-25.00	-19.08	V
LTE Band 7 / 5MHz / QPSK / RB Size 1 Offset 0/ The Worst Test Results for Highest							
Frequency(MHz)	S G.Lev (dBm)	Ant(dBi)	Loss	PMea	Limit	Margin	Polarity
				(dBm)	(dBm)	(dBm)	
5133.96	-34.73	12.76	15.86	-37.83	-25.00	-12.83	H
7701.44	-34.31	11.45	19.28	-42.14	-25.00	-17.14	H
10268.35	-33.31	12.28	23.19	-44.22	-25.00	-19.22	H
5133.96	-35.51	12.76	15.86	-38.61	-25.00	-13.61	V
7701.44	-34.63	11.45	19.28	-42.46	-25.00	-17.46	V
10268.35	-32.96	12.28	23.19	-43.87	-25.00	-18.87	V



LTE Band 7 / 10MHz / QPSK / RB Size 1 Offset 0/ The Worst Test Results for Lowest							
Frequency(MHz)	S G.Lev (dBm)	Ant(dBi)	Loss	PMea	Limit	Margin	Polarity
				(dBm)	(dBm)	(dBm)	
5010.09	-34.55	12.66	15.86	-37.75	-25.00	-12.75	H
7515.64	-34.79	11.46	19.28	-42.61	-25.00	-17.61	H
10020.37	-33.34	12.79	23.19	-43.74	-25.00	-18.74	H
5010.09	-34.60	12.66	15.86	-37.80	-25.00	-12.80	V
7515.64	-35.06	11.46	19.28	-42.88	-25.00	-17.88	V
10020.37	-32.17	12.79	23.19	-42.57	-25.00	-17.57	V
LTE Band 7 / 10MHz / QPSK / RB Size 1 Offset 0/ The Worst Test Results for Middle							
Frequency(MHz)	S G.Lev (dBm)	Ant(dBi)	Loss	PMea	Limit	Margin	Polarity
				(dBm)	(dBm)	(dBm)	
5070.04	-33.67	12.72	15.86	-36.81	-25.00	-11.81	H
7605.13	-34.73	11.46	19.28	-42.55	-25.00	-17.55	H
10139.79	-33.18	12.09	23.19	-44.28	-25.00	-19.28	H
5070.04	-34.92	12.72	15.86	-38.06	-25.00	-13.06	V
7605.13	-34.24	11.46	19.28	-42.06	-25.00	-17.06	V
10139.79	-32.32	12.09	23.19	-43.42	-25.00	-18.42	V
LTE Band 7 / 10MHz / QPSK / RB Size 1 Offset 0/ The Worst Test Results for Highest							
Frequency(MHz)	S G.Lev (dBm)	Ant(dBi)	Loss	PMea	Limit	Margin	Polarity
				(dBm)	(dBm)	(dBm)	
5129.28	-34.83	12.76	15.86	-37.93	-25.00	-12.93	H
7694.04	-34.31	11.45	19.28	-42.14	-25.00	-17.14	H
10258.66	-33.15	12.28	23.19	-44.06	-25.00	-19.06	H
5129.28	-34.82	12.76	15.86	-37.92	-25.00	-12.92	V
7694.04	-34.29	11.45	19.28	-42.12	-25.00	-17.12	V
10258.66	-32.70	12.28	23.19	-43.61	-25.00	-18.61	V



LTE Band 7 / 15MHz / QPSK / RB Size 1 Offset 0/ The Worst Test Results for Lowest							
Frequency(MHz)	S G.Lev (dBm)	Ant(dBi)	Loss	PMea	Limit	Margin	Polarity
				N/A	(dBm)	(dBm)	
5015.81	-33.94	12.66	15.86	-37.14	-25.00	-12.14	H
7524.21	-34.28	11.46	19.28	-42.10	-25.00	-17.10	H
10031.88	-33.64	12.79	23.19	-44.04	-25.00	-19.04	H
5015.81	-35.64	12.66	15.86	-38.84	-25.00	-13.84	V
7524.21	-34.13	11.46	19.28	-41.95	-25.00	-16.95	V
10031.88	-32.03	12.79	23.19	-42.43	-25.00	-17.43	V
LTE Band 7 / 15MHz / QPSK / RB Size 1 Offset 0/ The Worst Test Results for Middle							
Frequency(MHz)	S G.Lev (dBm)	Ant(dBi)	Loss	PMea	Limit	Margin	Polarity
				(dBm)	(dBm)	(dBm)	
5069.76	-34.63	12.72	15.86	-37.77	-25.00	-12.77	H
7604.72	-34.87	11.46	19.28	-42.69	-25.00	-17.69	H
10139.62	-32.69	12.09	23.19	-43.79	-25.00	-18.79	H
5069.76	-35.04	12.72	15.86	-38.18	-25.00	-13.18	V
7604.72	-34.78	11.46	19.28	-42.60	-25.00	-17.60	V
10139.62	-32.27	12.09	23.19	-43.37	-25.00	-18.37	V
LTE Band 7 / 15MHz / QPSK / RB Size 1 Offset 0/ The Worst Test Results for Highest							
Frequency(MHz)	S G.Lev (dBm)	Ant(dBi)	Loss	PMea	Limit	Margin	Polarity
				(dBm)	(dBm)	(dBm)	
5123.46	-34.40	12.76	15.86	-37.50	-25.00	-12.50	H
7523.80	-34.25	11.45	19.28	-42.08	-25.00	-17.08	H
10031.90	-33.64	12.28	23.19	-44.55	-25.00	-19.55	H
5123.46	-34.88	12.76	15.86	-37.98	-25.00	-12.98	V
7523.80	-34.59	11.45	19.28	-42.42	-25.00	-17.42	V
10031.90	-32.48	12.28	23.19	-43.39	-25.00	-18.39	V



LTE Band 7 / 20MHz / QPSK / RB Size 1 Offset 0/ The Worst Test Results for Lowest							
Frequency(MHz)	S G.Lev (dBm)	Ant(dBi)	Loss	PMea	Limit	Margin	Polarity
				(dBm)	(dBm)	(dBm)	
5020.97	-34.20	12.66	15.86	-37.40	-25.00	-12.40	H
7530.91	-35.26	11.46	19.28	-43.08	-25.00	-18.08	H
10258.56	-33.26	12.79	23.19	-43.66	-25.00	-18.66	H
5020.97	-34.74	12.66	15.86	-37.94	-25.00	-12.94	V
7530.91	-34.43	11.46	19.28	-42.25	-25.00	-17.25	V
10258.56	-32.64	12.79	23.19	-43.04	-25.00	-18.04	V
LTE Band 7 / 20MHz / QPSK / RB Size 1 Offset 0/ The Worst Test Results for Middle							
Frequency(MHz)	S G.Lev (dBm)	Ant(dBi)	Loss	PMea	Limit	Margin	Polarity
				(dBm)	(dBm)	(dBm)	
5070.02	-33.45	12.72	15.86	-36.59	-25.00	-11.59	H
7604.86	-34.43	11.46	19.28	-42.25	-25.00	-17.25	H
10139.74	-33.40	12.09	23.19	-44.50	-25.00	-19.50	H
5070.02	-35.03	12.72	15.86	-38.17	-25.00	-13.17	V
7604.86	-34.14	11.46	19.28	-41.96	-25.00	-16.96	V
10139.74	-32.36	12.09	23.19	-43.46	-25.00	-18.46	V
LTE Band 7 / 20MHz / QPSK / RB Size 1 Offset 0/ The Worst Test Results for Highest							
Frequency(MHz)	S G.Lev (dBm)	Ant(dBi)	Loss	PMea	Limit	Margin	Polarity
				(dBm)	(dBm)	(dBm)	
5118.78	-34.29	12.76	15.86	-37.39	-25.00	-12.39	H
7678.15	-35.41	11.45	19.28	-43.24	-25.00	-18.24	H
10237.96	-33.20	12.28	23.19	-44.11	-25.00	-19.11	H
5118.78	-35.26	12.76	15.86	-38.36	-25.00	-13.36	V
7678.15	-33.82	11.45	19.28	-41.65	-25.00	-16.65	V
10237.96	-32.26	12.28	23.19	-43.17	-25.00	-18.17	V



LTE Band 66 / 1.4MHz / QPSK / RB Size 1 Offset 0/ The Worst Test Results for Lowest							
Frequency(MHz)	S G.Lev (dBm)	Ant(dBi)	Loss	PMea	Limit	Margin	Polarity
				(dBm)	(dBm)	(dBm)	
3421.49	-34.80	12.90	12.56	-34.46	-13.00	-21.46	H
5131.94	-34.68	13.10	16.32	-37.90	-13.00	-24.90	H
6842.58	-32.55	12.33	21.13	-41.35	-13.00	-28.35	H
3421.49	-35.88	12.90	12.56	-35.54	-13.00	-22.54	V
5131.94	-34.47	13.10	16.32	-37.69	-13.00	-24.69	V
6842.58	-32.38	12.33	21.13	-41.18	-13.00	-28.18	V
LTE Band 66 / 1.4MHz / QPSK / RB Size 1 Offset 0/ The Worst Test Results for Middle							
Frequency(MHz)	S G.Lev (dBm)	Ant(dBi)	Loss	PMea	Limit	Margin	Polarity
				(dBm)	(dBm)	(dBm)	
3490.22	-34.14	12.90	12.56	-33.80	-13.00	-20.80	H
5235.00	-34.40	13.10	16.32	-37.62	-13.00	-24.62	H
6979.88	-32.95	12.33	21.13	-41.75	-13.00	-28.75	H
3490.22	-34.83	12.90	12.56	-34.49	-13.00	-21.49	V
5235.00	-35.04	13.10	16.32	-38.26	-13.00	-25.26	V
6979.88	-33.12	12.33	21.13	-41.92	-13.00	-28.92	V
LTE Band 66 / 1.4MHz / QPSK / RB Size 1 Offset 0/ The Worst Test Results for Highest							
Frequency(MHz)	S G.Lev (dBm)	Ant(dBi)	Loss	PMea	Limit	Margin	Polarity
				(dBm)	(dBm)	(dBm)	
3558.01	-33.98	12.90	12.56	-33.64	-13.00	-20.64	H
5337.12	-35.46	13.10	16.32	-38.68	-13.00	-25.68	H
7117.22	-33.41	12.33	21.13	-42.21	-13.00	-29.21	H
3558.01	-34.96	12.90	12.56	-34.62	-13.00	-21.62	V
5337.12	-35.01	13.10	16.32	-38.23	-13.00	-25.23	V
7117.22	-32.28	12.33	21.13	-41.08	-13.00	-28.08	V



LTE Band 66 / 3MHz / QPSK / RB Size 1 Offset 0/ The Worst Test Results for Lowest							
Frequency(MHz)	S G.Lev (dBm)	Ant(dBi)	Loss	PMea	Limit	Margin	Polarity
				(dBm)	(dBm)	(dBm)	
3423.17	-33.70	12.90	12.56	-33.36	-13.00	-20.36	H
5134.41	-34.50	13.10	16.32	-37.72	-13.00	-24.72	H
6846.17	-33.16	12.33	21.13	-41.96	-13.00	-28.96	H
3423.17	-34.60	12.90	12.56	-34.26	-13.00	-21.26	V
5134.41	-34.01	13.10	16.32	-37.23	-13.00	-24.23	V
6846.17	-33.11	12.33	21.13	-41.91	-13.00	-28.91	V
LTE Band 66 / 3MHz / QPSK / RB Size 1 Offset 0/ The Worst Test Results for Middle							
Frequency(MHz)	S G.Lev (dBm)	Ant(dBi)	Loss	PMea	Limit	Margin	Polarity
				(dBm)	(dBm)	(dBm)	
3489.96	-34.88	12.90	12.56	-34.54	-13.00	-21.54	H
5234.91	-35.05	13.10	16.32	-38.27	-13.00	-25.27	H
6980.13	-32.37	12.33	21.13	-41.17	-13.00	-28.17	H
3489.96	-34.84	12.90	12.56	-34.50	-13.00	-21.50	V
5234.91	-33.79	13.10	16.32	-37.01	-13.00	-24.01	V
6980.13	-32.79	12.33	21.13	-41.59	-13.00	-28.59	V
LTE Band 66 / 3MHz / QPSK / RB Size 1 Offset 0/ The Worst Test Results for Highest							
Frequency(MHz)	S G.Lev (dBm)	Ant(dBi)	Loss	PMea	Limit	Margin	Polarity
				(dBm)	(dBm)	(dBm)	
3557.01	-34.00	12.90	12.56	-33.66	-13.00	-20.66	H
5262.48	-35.39	13.10	16.32	-38.61	-13.00	-25.61	H
7114.04	-33.04	12.33	21.13	-41.84	-13.00	-28.84	H
3557.01	-35.84	12.90	12.56	-35.50	-13.00	-22.50	V
5262.48	-34.51	13.10	16.32	-37.73	-13.00	-24.73	V
7114.04	-33.00	12.33	21.13	-41.80	-13.00	-28.80	V



LTE Band 66 / 5MHz / QPSK / RB Size 1 Offset 0/ The Worst Test Results for Lowest							
Frequency(MHz)	S G.Lev (dBm)	Ant(dBi)	Loss	PMea	Limit	Margin	Polarity
				(dBm)	(dBm)	(dBm)	
3425.25	-33.93	12.90	12.56	-33.59	-13.00	-20.59	H
5137.48	-34.71	13.10	16.32	-37.93	-13.00	-24.93	H
6850.08	-33.41	12.33	21.13	-42.21	-13.00	-29.21	H
3425.25	-35.76	12.90	12.56	-35.42	-13.00	-22.42	V
5137.48	-35.08	13.10	16.32	-38.30	-13.00	-25.30	V
6850.08	-32.39	12.33	21.13	-41.19	-13.00	-28.19	V
LTE Band 66 / 5MHz / QPSK / RB Size 1 Offset 0/ The Worst Test Results for Middle							
Frequency(MHz)	S G.Lev (dBm)	Ant(dBi)	Loss	PMea	Limit	Margin	Polarity
				(dBm)	(dBm)	(dBm)	
3489.85	-34.02	12.90	12.56	-33.68	-13.00	-20.68	H
5235.13	-35.19	13.10	16.32	-38.41	-13.00	-25.41	H
6980.08	-32.37	12.33	21.13	-41.17	-13.00	-28.17	H
3489.85	-35.39	12.90	12.56	-35.05	-13.00	-22.05	V
5235.13	-33.87	13.10	16.32	-37.09	-13.00	-24.09	V
6980.08	-32.23	12.33	21.13	-41.03	-13.00	-28.03	V
LTE Band 66 / 5MHz / QPSK / RB Size 1 Offset 0/ The Worst Test Results for Highest							
Frequency(MHz)	S G.Lev (dBm)	Ant(dBi)	Loss	PMea	Limit	Margin	Polarity
				(dBm)	(dBm)	(dBm)	
3558.09	-34.15	12.90	12.56	-33.81	-13.00	-20.81	H
5235.10	-34.36	13.10	16.32	-37.58	-13.00	-24.58	H
7109.74	-32.43	12.33	21.13	-41.23	-13.00	-28.23	H
3558.09	-35.31	12.90	12.56	-34.97	-13.00	-21.97	V
5235.10	-34.67	13.10	16.32	-37.89	-13.00	-24.89	V
7109.74	-32.12	12.33	21.13	-40.92	-13.00	-27.92	V



LTE Band 66 / 10MHz / QPSK / RB Size 1 Offset 0/ The Worst Test Results for Lowest							
Frequency(MHz)	S G.Lev (dBm)	Ant(dBi)	Loss	PMea	Limit	Margin	Polarity
				(dBm)	(dBm)	(dBm)	
3430.09	-34.72	12.90	12.56	-34.38	-13.00	-21.38	H
5144.94	-34.41	13.10	16.32	-37.63	-13.00	-24.63	H
6880.18	-32.72	12.33	21.13	-41.52	-13.00	-28.52	H
3430.09	-34.60	12.90	12.56	-34.26	-13.00	-21.26	V
5144.94	-35.12	13.10	16.32	-38.34	-13.00	-25.34	V
6880.18	-33.10	12.33	21.13	-41.90	-13.00	-28.90	V
LTE Band 66 / 10MHz / QPSK / RB Size 1 Offset 0/ The Worst Test Results for Middle							
Frequency(MHz)	S G.Lev (dBm)	Ant(dBi)	Loss	PMea	Limit	Margin	Polarity
				(dBm)	(dBm)	(dBm)	
3489.93	-33.52	12.90	12.56	-33.18	-13.00	-20.18	H
5235.29	-35.15	13.10	16.32	-38.37	-13.00	-25.37	H
6979.99	-32.92	12.33	21.13	-41.72	-13.00	-28.72	H
3489.93	-35.84	12.90	12.56	-35.50	-13.00	-22.50	V
5235.29	-34.27	13.10	16.32	-37.49	-13.00	-24.49	V
6979.99	-33.18	12.33	21.13	-41.98	-13.00	-28.98	V
LTE Band 66 / 10MHz / QPSK / RB Size 1 Offset 0/ The Worst Test Results for Highest							
Frequency(MHz)	S G.Lev (dBm)	Ant(dBi)	Loss	PMea	Limit	Margin	Polarity
				(dBm)	(dBm)	(dBm)	
3550.43	-34.80	12.90	12.56	-34.46	-13.00	-21.46	H
5235.44	-34.56	13.10	16.32	-37.78	-13.00	-24.78	H
7100.10	-32.76	12.33	21.13	-41.56	-13.00	-28.56	H
3550.43	-35.88	12.90	12.56	-35.54	-13.00	-22.54	V
5235.44	-35.16	13.10	16.32	-38.38	-13.00	-25.38	V
7100.10	-31.80	12.33	21.13	-40.60	-13.00	-27.60	V



LTE Band 66 / 15MHz / QPSK / RB Size 1 Offset 0/ The Worst Test Results for Lowest							
Frequency(MHz)	S G.Lev (dBm)	Ant(dBi)	Loss	PMea	Limit	Margin	Polarity
				(dBm)	(dBm)	(dBm)	
3434.94	-34.01	12.90	12.56	-33.67	-13.00	-20.67	H
5152.21	-34.19	13.10	16.32	-37.41	-13.00	-24.41	H
6870.13	-32.84	12.33	21.13	-41.64	-13.00	-28.64	H
3434.94	-35.39	12.90	12.56	-35.05	-13.00	-22.05	V
5152.21	-33.75	13.10	16.32	-36.97	-13.00	-23.97	V
6870.13	-32.00	12.33	21.13	-40.80	-13.00	-27.80	V
LTE Band 66 / 15MHz / QPSK / RB Size 1 Offset 0/ The Worst Test Results for Middle							
Frequency(MHz)	S G.Lev (dBm)	Ant(dBi)	Loss	PMea	Limit	Margin	Polarity
				(dBm)	(dBm)	(dBm)	
3489.89	-33.88	12.90	12.56	-33.54	-13.00	-20.54	H
5235.22	-34.01	13.10	16.32	-37.23	-13.00	-24.23	H
6980.22	-32.36	12.33	21.13	-41.16	-13.00	-28.16	H
3489.89	-35.52	12.90	12.56	-35.18	-13.00	-22.18	V
5235.22	-35.01	13.10	16.32	-38.23	-13.00	-25.23	V
6980.22	-33.10	12.33	21.13	-41.90	-13.00	-28.90	V
LTE Band 66 / 15MHz / QPSK / RB Size 1 Offset 0/ The Worst Test Results for Highest							
Frequency(MHz)	S G.Lev (dBm)	Ant(dBi)	Loss	PMea	Limit	Margin	Polarity
				(dBm)	(dBm)	(dBm)	
3545.04	-34.49	12.90	12.56	-34.15	-13.00	-21.15	H
5332.43	-35.04	13.10	16.32	-38.26	-13.00	-25.26	H
7090.15	-32.77	12.33	21.13	-41.57	-13.00	-28.57	H
3545.04	-35.40	12.90	12.56	-35.06	-13.00	-22.06	V
5332.43	-34.41	13.10	16.32	-37.63	-13.00	-24.63	V
7090.15	-32.33	12.33	21.13	-41.13	-13.00	-28.13	V



LTE Band 66 / 20MHz / QPSK / RB Size 1 Offset 0/ The Worst Test Results for Lowest							
Frequency(MHz)	S G.Lev (dBm)	Ant(dBi)	Loss	PMea	Limit	Margin	Polarity
				(dBm)	(dBm)	(dBm)	
3440.28	-34.33	12.90	12.56	-33.99	-13.00	-20.99	H
5160.27	-34.03	13.10	16.32	-37.25	-13.00	-24.25	H
6880.08	-32.94	12.33	21.13	-41.74	-13.00	-28.74	H
3440.28	-35.13	12.90	12.56	-34.79	-13.00	-21.79	V
5160.27	-34.61	13.10	16.32	-37.83	-13.00	-24.83	V
6880.08	-32.19	12.33	21.13	-40.99	-13.00	-27.99	V
LTE Band 66 / 20MHz / QPSK / RB Size 1 Offset 0/ The Worst Test Results for Middle							
Frequency(MHz)	S G.Lev (dBm)	Ant(dBi)	Loss	PMea	Limit	Margin	Polarity
				(dBm)	(dBm)	(dBm)	
3490.00	-34.69	12.90	12.56	-34.35	-13.00	-21.35	H
5234.99	-34.13	13.10	16.32	-37.35	-13.00	-24.35	H
6980.20	-33.57	12.33	21.13	-42.37	-13.00	-29.37	H
3490.00	-35.32	12.90	12.56	-34.98	-13.00	-21.98	V
5234.99	-34.29	13.10	16.32	-37.51	-13.00	-24.51	V
6980.20	-32.35	12.33	21.13	-41.15	-13.00	-28.15	V
LTE Band 66 / 20MHz / QPSK / RB Size 1 Offset 0/ The Worst Test Results for Highest							
Frequency(MHz)	S G.Lev (dBm)	Ant(dBi)	Loss	PMea	Limit	Margin	Polarity
				(dBm)	(dBm)	(dBm)	
3540.27	-33.60	12.90	12.56	-33.26	-13.00	-20.26	H
5309.97	-34.79	13.10	16.32	-38.01	-13.00	-25.01	H
7080.58	-32.57	12.33	21.13	-41.37	-13.00	-28.37	H
3540.27	-34.81	12.90	12.56	-34.47	-13.00	-21.47	V
5309.97	-34.87	13.10	16.32	-38.09	-13.00	-25.09	V
7080.58	-32.10	12.33	21.13	-40.90	-13.00	-27.90	V



APPENDIX-PHOTOS OF TEST SETUP

Note: See test photos in setup photo document for the actual connections between Product and support equipment.

*****END OF THE REPORT*****