









说明书尺寸: 127mm\*165mm

## USER MANUAL



**2.0 COMPUTER SPEAKER**  
Model: CO-708






**CAUTION**

**Symbol Definitions**  
**DANGER** - Indicates an imminently hazardous situation, which, if not avoided, will result in death or serious injury. This symbol appears only in the most extreme situations.  
**WARNING** - Indicates a potentially hazardous situation which could result in death or serious injury.  
**CAUTION** - Indicates a potentially hazardous situation, which, if not avoided, may result in minor/moderate injury or product/property/damage. It also warns against unsafe practices.

The exclamation point within an equilateral triangle is intended to alert the user to the presence of important operating and maintenance (servicing) instructions in the literature accompanying the appliance.

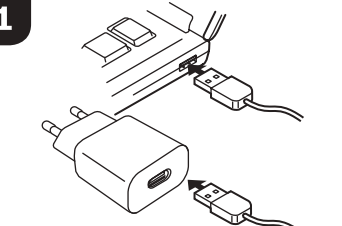
 **READ ALL INSTRUCTIONS BEFORE USE**  
**Always follow basic safety precautions when using this speaker, especially when children are present.**


- Read this Instruction manual before you attempt to connect or operate the appliance.
- Keep these instructions in good condition. Heed all warnings. Follow all instructions. Save this Instruction manual for future reference.
- The apparatus shall not be exposed to dripping or splashing and no objects filled with liquids, such as vases, shall be placed on the product. Dry location use only.
- No naked flame source, such as candles, should be placed on the product.
- Children should be supervised to ensure that they do not play with the appliance.
- Ventilation should not be impeded by covering the ventilation openings.

- Only use accessories, which are specified by the manufacturer.
- Install the unit in accordance with the manufacturer's instructions.
- Place the unit where there is good ventilation. Place the system on a flat, hard and stable surface. Do not expose to temperatures above 40° C.
- Always ensure that the USB cable is unplugged before moving or cleaning. Clean it with dry cloth only.
- Unplug the USB cable during lightning, storms or when it will not be used for long periods of time.
- This product has no user-serviceable parts. Do not attempt to repair this product yourself. Only qualified service personnel should perform servicing. Take the product to the electronics repair shop of your choice for inspection and repair.
- NEVER let anyone, especially children, push anything into holes, slots or any other openings in the unit's casing as this could result in a fatal electric shock.
- Don't mount this product on a wall or ceiling.
- Do not place the unit near TVs, speakers and other objects that generate strong magnetic fields.
- This unit is for indoor and dry location use only.
- Do not leave the unit unattended when it is in use.

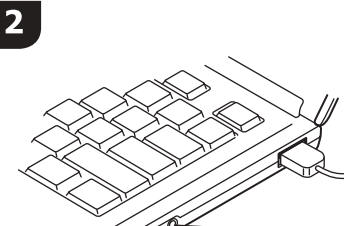
### 2.0 COMPUTER SPEAKER

**1**




Plug the USB cable to an available USB port of a PC/MAC/5V DC output. The speakers are Plug-and-play, once connected to the appropriate power source; it will be available for use. USB ports are identified as .

**2**



Plug the 3.5mm Stereo Jack to the "Headphone out", of the audio source.

**3**



- Plug the USB cable and click it to power on the speaker, then short press to change the light modes or long press to turn off the speaker.
- Short press to turn down the volume and long press to LINE-IN mode.
- Short press to turn up the volume and long press to Bluetooth mode.

### Specification

PART NO.	: CO-708
LOUDSPEAKER SIZE	: 2.0inch*2
POWER SUPPLY	: USB/5V DC
OUTPUT POWER	: 5W x2
FREQUENCY RESPONSE	: 100Hz-20kHz
S/N	: 60dB
IMPEDANCE	: 4 Ohm
CONNECTOR	: mini-jack Ø 3.5
CABLE LENGTH	: 1.2 m
USE	: Ideal for games, music, movies and any multimedia content
DIMENSION	: 78mm×80mm×165mm(W×D×H)

### FCC STATEMENT

1.This device complies with Part 15 of the FCC Rules. Operation is subject to the following twoconditions:  
 (1)This device may not cause harmful interference.  
 (2)This device must accept any interference received, including interference that may cause undesired operation.

2.any Changes or modifications not expressly approved by the party responsible for compliance could void the user's authority to operate the equipment.

**NOTE:** This equipment has been tested and found to comply with the limits for a Class B digital device, pursuant to Part 15 of the FCC Rules. These limits are designed to provide reasonable protection against harmful interference in a residential installation. This equipment generates uses and can radiate radio frequency energy and, if not installed and used in accordance with the instructions, may cause harmful interference to radio communications. However, there is no guarantee that interference will not occur in a particular installation. If this equipment does cause harmful interference to radio or television reception, which can be determined by turning the equipment off and on, the user is encouraged to try to correct the interference by one or more of the following measures:  
 Reorient or relocate the receiving antenna.  
 Increase the separation between the equipment and receiver.  
 Connect the equipment into an outlet on a circuit different from that to which the receiver isconnected.  
 Consult the dealer or an experienced radio/TV technician for help.

**FCC Radiation Exposure Statement**

This equipment complies with FCC radiation exposure limits set forth for an uncontrolled environment. This equipment should be installed and operated with minimum distance 20cm between the radiator & your body

型号	CO708	客户	CO-708	工单号	K20211109	备注:
图纸名称	说明书	LOGO		日期		