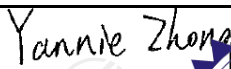




TEST REPORT

FCC ID.....:	2A578-BT976	
Test Report No.:	TCT230103E018	
Date of issue	Feb. 01, 2023	
Testing laboratory	SHENZHEN TONGCE TESTING LAB	
Testing location/ address:	2101 & 2201, Zhenchang Factory Renshan Industrial Zone, Fuhai Subdistrict, Bao'an District, Shenzhen, Guangdong, 518103, People's Republic of China	
Applicant's name	INTRO UNION ELECTRONICS CO., LIMITED	
Address	501, 2 Building, NO.280-2, Dabutou Village, Songyuansha Community, Guanhu Sub-district, Longhua District, Shenzhen, China	
Manufacturer's name	INTRO UNION ELECTRONICS CO., LIMITED	
Address	501, 2 Building, NO.280-2, Dabutou Village, Songyuansha Community, Guanhu Sub-district, Longhua District, Shenzhen, China	
Standard(s).....:	FCC CFR Title 47 Part 2.1091	
Product Name	Bluetooth Audio receiver	
Trade Mark.....:	N/A	
Model/Type reference	MTG BT Audio Receiver, 6132509, BT976	
Rating(s)	Input:DC 12V-24V Output: USB-A 1 +USB-A 2=Total5V/3.1A	
Date of receipt of test item	Jan. 03, 2022	
Date (s) of performance of test	Dec. 28, 2022 - Feb. 01, 2023	
Tested by (+signature).....:	Yannie ZHONG	
Check by (+signature)	Beryl ZHAO	
Approved by (+signature):	Tomsin	

General disclaimer:

This report shall not be reproduced except in full, without the written approval of SHENZHEN TONGCE TESTING LAB. This document may be altered or revised by SHENZHEN TONGCE TESTING LAB personnel only, and shall be noted in the revision section of the document. The test results in the report only apply to the tested sample.

Table of Contents

1. General Product Information	3
1.1. EUT description.....	3
1.2. Model(s) list	3
2. Facilities and Accreditations	4
2.1. Facilities	4
2.2. Location.....	4
3. Test Results and Measurement Data	5

1. General Product Information

1.1. EUT description

Test item description	Bluetooth Audio receiver
Model/Type reference.....	MTG BT Audio Receiver
Sample Number.....	TCT230103E017-0101
Operation Frequency	2402MHz~2480MHz
Modulation Type	GFSK, $\pi/4$ -DQPSK, 8DPSK
Antenna Type.....	PCB Antenna
Antenna Gain.....	2.12dBi
Rating(s).....	Input:DC 12V-24V Output: USB-A 1 +USB-A 2=Total5V/3.1A

Note: The antenna gain listed in this report is provided by applicant, and the test laboratory is not responsible for this parameter.

1.2. Model(s) list

No.	Model No.	Tested with
1	MTG BT Audio Receiver	<input checked="" type="checkbox"/>
Other models	6132509, BT976	<input type="checkbox"/>

Note: MTG BT Audio Receiver is tested model, other models are derivative models. The models are identical in circuit and PCB layout, only different on the model names. So the test data of MTG BT Audio Receiver can represent the remaining models.

2. Facilities and Accreditations

2.1. Facilities

The test facility is recognized, certified, or accredited by the following organizations:

- FCC - Registration No.: 645098

SHENZHEN TONGCE TESTING LAB

Designation Number: CN1205

The testing lab has been registered and fully described in a report with the (FCC) Federal Communications Commission. The acceptance letter from the FCC is maintained in our files.

- IC - Registration No.: 10668A-1

SHENZHEN TONGCE TESTING LAB

CAB identifier: CN0031

The testing lab has been registered by Certification and Engineering Bureau of Industry Canada for radio equipment testing.

2.2. Location

SHENZHEN TONGCE TESTING LAB

Address: 2101 & 2201, Zhenchang Factory Renshan Industrial Zone, Fuhai Subdistrict, Bao'an District, Shenzhen, Guangdong, 518103, People's Republic of China

TEL: +86-755-27673339

3. Test Results and Measurement Data

The criteria listed in the following table shall be used to evaluate the environment impact of human exposure to radio frequency (RF) radiation as specified in 1.1307(b), Limits for Maximum Permissible Exposure (MPE),

Frequency range (MHz)	Electric field strength(V/m)	Magnetic field strength (A/m)	Power density (mW/cm ²)	Averaging time (minutes)
(A) Limits for Occupational/Controlled Exposures				
0.3-3.0	614	1.63	*(100)	6
3.0-30	1842/f	4.89/f	*(900/f ²)	6
30-300	61.4	0.163	1.0	6
300-1500	-	-	f/300	6
1500-100,000	-	-	5	6
(B) Limits for General Population/Uncontrolled Exposure				
0.3-1.34	614	1.63	*(100)	30
1.34-30	824/f	2.19/f	*(180/f ²)	30
30-300	27.5	0.073	0.2	30
300-1500	-	-	f/1500	30
1500-100,000	-	-	1.0	30

Note: f = frequency in MHz

EVALUATION METHOD

Transmission formula: $P_d = (P_{out} * G) / (4 * \pi * r^2)$

Where

P_d = power density in mW/cm², P_{out} = output power to antenna in mW, G = gain of antenna in linear scale;

P_i = 3.1416, R = distance between observation point and center of the radiator in cm

Assessment Result

☒ **Passed** ☐ **Not Applicable**

Frequency range (MHz)	Type	Conducted Power (dBm)	Maximum Tune-up (dBm)	Power Density (mW/cm ²)	Limit (mW/cm ²)	Result
2402-2480	BT-EDR	5.04	6.00	0.0013	1.0000	Pass

Note: The exposure evaluation safety distance is 20cm.

*******END OF REPORT*******