



MTG BT Audio Receiver w/ USB

Operation Manual

6132509

Safety Instructions

Please read this manual carefully before using

Keep these instructions

Do not disassemble this product by yourself

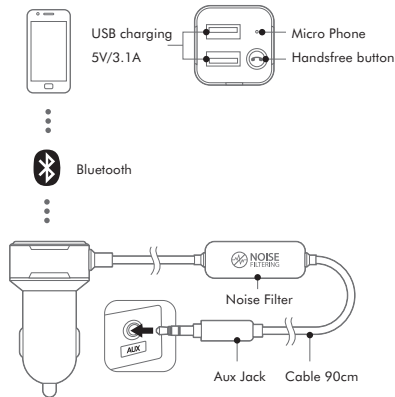
Do not expose directly to sunlight or open flame

Pay attention to the road and do not operate this product while driving

Introduction

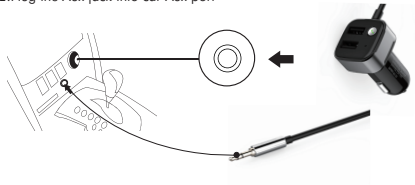
- 1.Input : 12V-24V
- 2.Bluetooth hands free calling
- 3.Car Charger : USB1 + USB2 = Total 5V/3.1A
- 4.Bluetooth V5.3
- 5.Aux out to car Aux port
- 6.With noise filter , to eliminate the car circuit noise

MTG BT Audio Receiver w/ USB



Get it Ready for Playing

- 1.Plug this product into the car power socket
- 2.Plug the Aux jack into car Aux port







- 3.Open your phone Bluetooth , searching the devices , connect to the Bluetooth receiver with pairing name "MTG BT Audio Receiver"



- 4.You can start to play music from phone to car stereo,
- 5.Press " " to pause playing ,press again to restart playing ."

Hands-Free Call

After you set up playing, you can also use the hands-free function.

Answer an incoming call	Press 
Reject an incoming call	Press and hold 
Hang up a calling	Press 
Recall last incoming /outgoing call	Quickly press twice 

Charge Your Device

This item has two USB port with a sharing output max 5V/3.1A with smart identify IC .

Specifications

DC input:12V-24V

Output: USB1 + USB 2 = Total 5V/3.1A

Bluetooth V5.3

Bluetooth Distance : < 8M

Bluetooth protocol : AVRCP , HFP, A2DP

charging : over heat /over current / over voltage/short circuit protection.

Voltage endurance : 32V

FCC RF Radiation Exposure Statement:

- 1.This Transmitter must not be co-located or operating in conjunction with any other antenna or transmitter.
 - 2.This equipment complies with RF radiation exposure limits set forth for an uncontrolled environment.
- This equipment should be installed and operated with minimum distance 20cm between the radiator and your body.

FCC Statement:

This device complies with Part 15 of the FCC rules. Operation is subject to the following two conditions: (1) this device may not cause harmful interference, and (2) this device must accept any interference received, including interference that may cause undesired operation.

FCC NOTE: The manufacturer is not responsible for any radio or TV interference caused by unauthorized modifications to this equipment. Such modifications could void the user's authority to operate the equipment.

NOTE: This equipment has been tested and found to comply with the limits for a Class B digital device, pursuant to Part 15 of the FCC Rules. These limits are designed to provide reasonable protection against harmful interference in a residential installation. This equipment generates, uses and can radiate radio frequency energy and, if not installed and used in accordance with the instructions, may cause harmful interference to radio communications. However, there is no guarantee that interference will not occur in a particular installation. If this equipment does cause harmful interference to radio or television reception, which can be determined by turning the equipment off and on, the user is encouraged to try to correct the interference by one or more of the following measures:

- Reorient or relocate the receiving antenna.
 - Increase the separation between the equipment and receiver.
 - Connect the equipment into an outlet on a circuit different from that to which the receiver is connected.
 - Consult the dealer or an experienced radio/ TV technician for help.
- FCC-ID : 2A578-BT976.

Made in China

Limited Warranty: For warranty information, please visit www.loves.com/productwarranties

MOBILE TO GO is a trademark of Love's Travel Stops & Country Stores, Inc. Copyright 2020.

Love's Travel Stops & Country Stores, Inc.
Distributed by Apollo Purchasing, LLC 10601 North Pennsylvania Avenue,
Oklahoma City,
Oklahoma 73120