

# 1. TEST SETUP PHOTOGRAPHS

## 1.1. Photo of Radiated Emissions Measurement




Fig. 1




Fig. 2

Photo of Conducted Emission Measurement




Fig.3