

# Dipole Antenna Specification

## Specifications

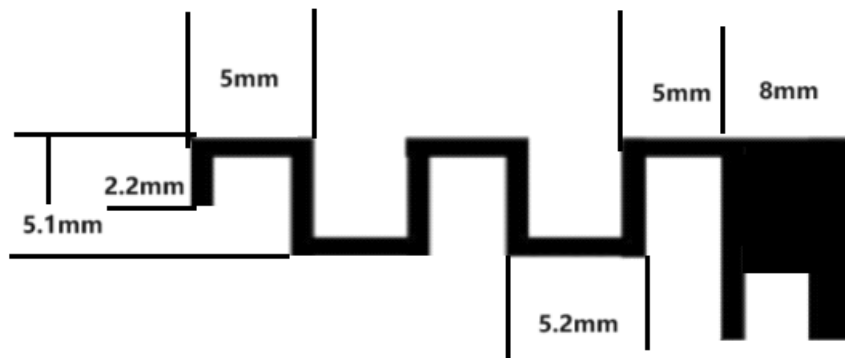
Manufacture: Shenzhen Changxi Technology Co., Ltd

	PCB Antenna(CQH20BG-PCB)
Model	CQH20BG-PCB
Frequency	2400~2500,
Ant. Port Input Pwr. (dBm)	0
Tot. Rad. Pwr. (dBm)	-2.3 (Input pwr – loss pwr)
Peak EIRP(dBm)	1.3
Directivity (dBi)	1 (all direction antenna)
Efficiency (dB)	-2.3 (58.5%)
Gain (dBi)	1.0(Peak Gain)
Maximum Power (dBm)	0.5
Minimum Power (dBm)	-13.1

## Summary

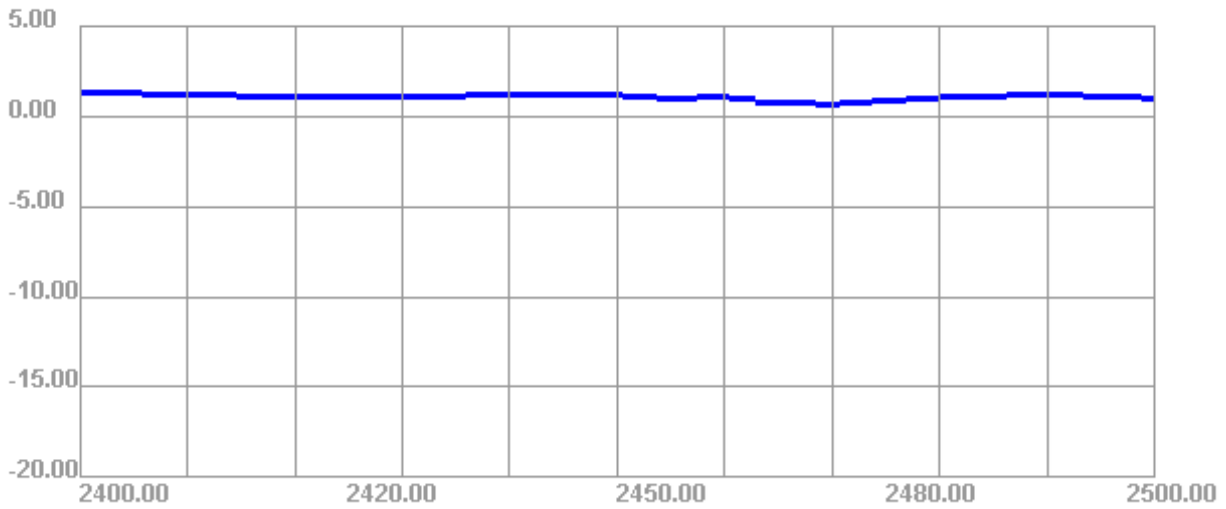
Test Result					
Freq (MHz)	Effi (dB)	Gain (dBi)	Gain (dBd)	Max (dB)	Min (dB)
2400	-2.35	0.09	-0.06	0.09	-13.07
2410	-2.32	0.19	-0.16	0.19	-13.1
2420	-2.34	0.23	-0.32	0.23	-12.84
2430	-2.13	0.44	-0.31	0.44	-12.11
2440	-1.78	0.38	-0.17	0.38	-11.38
2450	-1.53	0.23	-0.22	0.23	-10.9
2460	-1.5	1.00	-0.56	0.50	-10.89
2470	-1.41	0.45	-0.7	0.45	-11.05
2480	-1.32	0.11	-0.34	0.11	-11.42
2490	-1.22	0.28	-0.17	0.28	-12.02
2500	-1.38	0.48	-0.37	0.48	-12.5

## Antenna Length (mm)

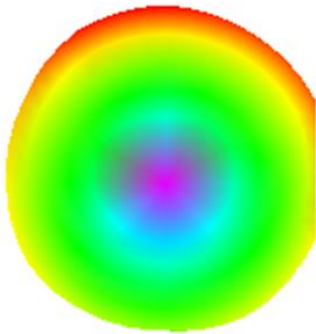


1. Result

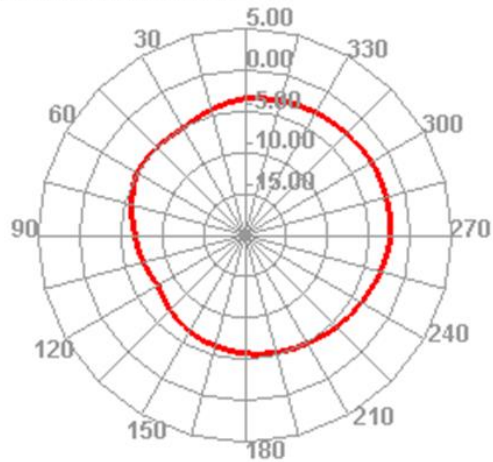
**2400.00MHz - 2500.00MHz Gain**



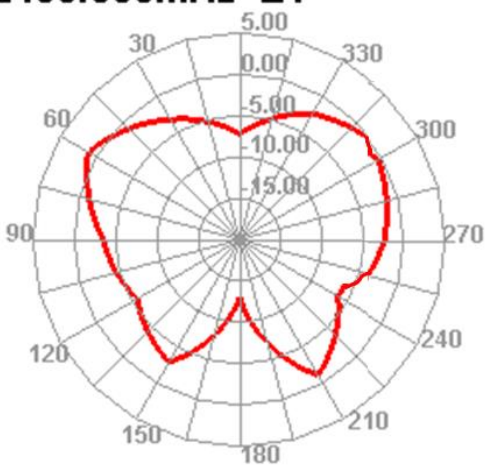
**2400.000MHz**



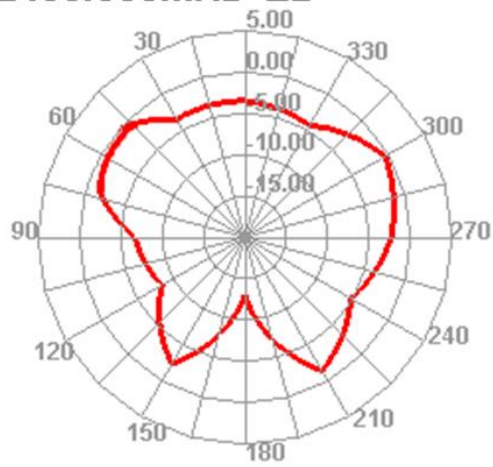
**2400.000MHz H**



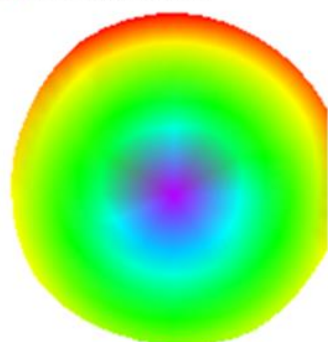
**2400.000MHz E1**



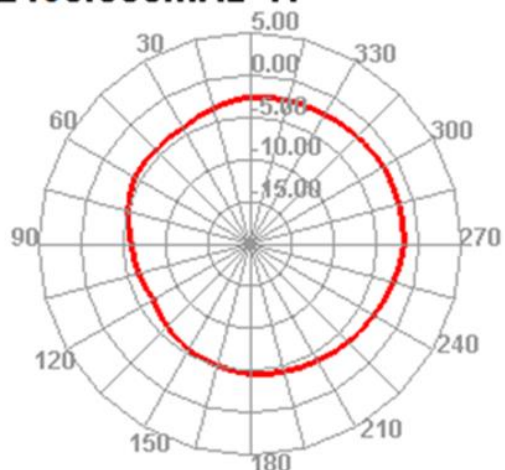
**2400.000MHz E2**



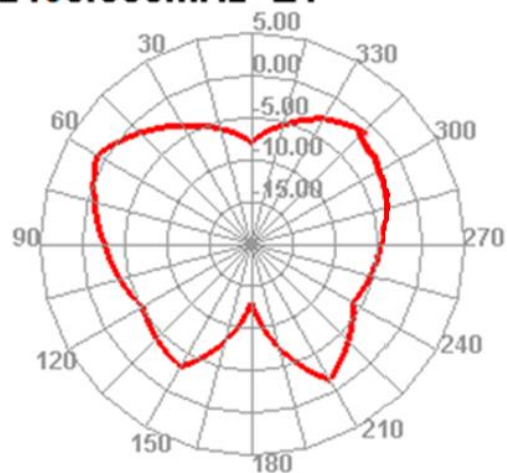
2460.000MHz



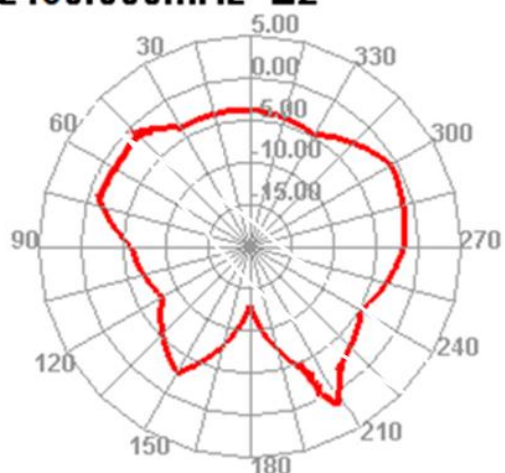
2460.000MHz H



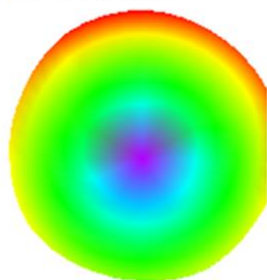
2460.000MHz E1



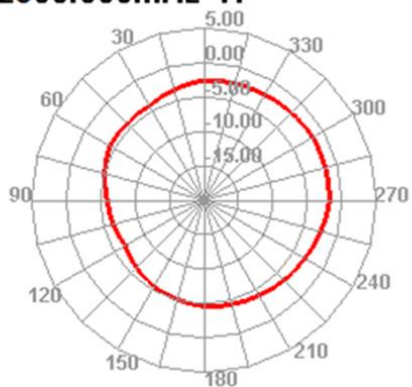
2460.000MHz E2



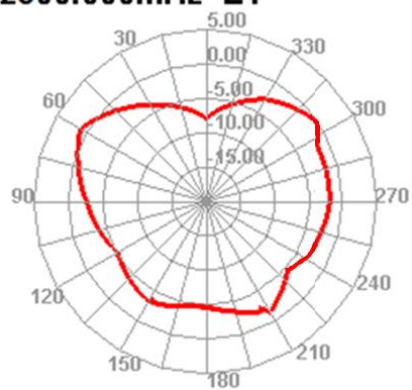
2500.000MHz



2500.000MHz H



2500.000MHz E1



2500.000MHz E2

