


Annex B

External Photos




SE-NOBS-B2i-A3 – top view*

*The EUTs were not labelled as required by the FCC / IC during the tests

Annex B

External Photos




SE-NOBS-B2i-A3 – bottom view*

*Marking #47 is different to the tested sample, which was soldered to a PCB for the tests

Annex B

External Photos




SE-NOBS-B2i-B3 – top view*

*The EUTs were not labelled as required by the FCC / IC during the tests

Annex B

External Photos




SE-NOBS-B2i-B3 – bottom view*

*Marking #50 is different to the tested sample, which was soldered to a PCB for the tests

Annex B

External Photos




SE-NOBS-B2X-A3 – top view*

*The EUTs were not labelled as required by the FCC / IC during the tests

Annex B

External Photos




SE-NOBS-B2X-A3 – bottom view*

*Marking #45 is different to the tested sample, which was soldered to a PCB for the tests

Annex B

External Photos




SE-NOBS-B2X-B3 – top view*

*The EUTs were not labelled as required by the FCC / IC during the tests

Annex B

External Photos



SE-NOBS-B2X-B3 – bottom view*

*Marking #51 is different to the tested sample, which was soldered to a PCB for the tests