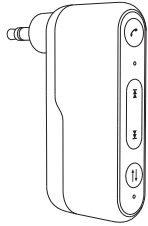


C57 Wireless Audio Receiver

Model: C57



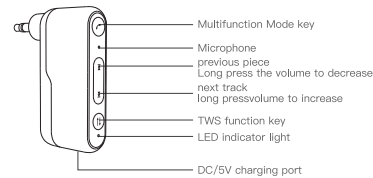
User manual

Please read this manual carefully before use

packing list:

1. Wireless receiver 1PCS
2. Charging cable 1PCS
3. User manual 1PCS

Interface diagram:



Operation guide	On the receiver
1. Play/Pause	When playing music, short press the key to play/pause the music.
2. Answer/hang up	When there is an incoming call, short press the key to answer/hang up the call.
3. Previous/Next	Short press the previous/next song to adjust the music.
4. Volume up/volume down	Long press previous/next track to increase/decrease volume.

Designed for car stereos/speakers/headphones/old-fashioned speakers and most mobile devices with 3.5mm auxiliary ports and RCA ports, making ordinary speakers instantly become wireless stereo speakers, and wirelessly transmitting music from smartphones to cars or home stereos system.

Normal mode

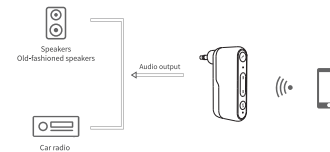
Step ① Turn on:

First connect the receiver to the speaker, and then long press the "" key to turn on the phone.

Step ② Pair with smart phone:

1. Enable wireless on your smartphone in settings, search for "C57" to pair, after successful pairing, you can play music on your smartphone, and the sound will be transmitted to the speaker;
2. After the mobile phone is successfully paired with the device, you can now play music wirelessly, and the device can play/pause music;
3. Your phone is paired successfully the first time, and it will automatically reconnect to your phone the next time you turn it on.

Normal mode display:

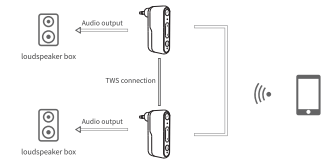


TWS mode

Insert two C57 receivers into the two speakers at the same time, and then press the TWS function key to pair. After the pairing is successful, use the mobile phone to search for the model C57 wirelessly and connect it. After that, you can play music in two speakers at the same time.

Note: If the pairing fails, please turn off the wireless of the phone, or turn off the power of the Receiver, then turn on the wireless, restart the Receiver, repeat the above steps, and then try again.

TWS mode display:



NOTE: This equipment has been tested and found to comply with the limits for a Class B digital device, pursuant to part 15 of the FCC Rules. These limits are designed to provide reasonable protection against harmful interference in a residential installation. This equipment generates uses and can radiate radio frequency energy and, if not installed and used in accordance with the instructions, may cause harmful interference to radio communications. However, there is no guarantee that interference will not occur in a particular installation. If this equipment does cause harmful interference to radio or television reception, which can be determined by turning the equipment off and on, the user is encouraged to try to correct the interference by one or more of the following measures:

- Reorient or relocate the receiving antenna.
- Increase the separation between the equipment and receiver.
- Connect the equipment into an outlet on a circuit different from that to which the receiver is connected.
- Consult the dealer or an experienced radio/TV technician for help.

Changes or modifications not expressly approved by the party responsible for compliance could void the user's authority to operate the equipment.

说明书尺寸: 60x75mm 正反双面折页