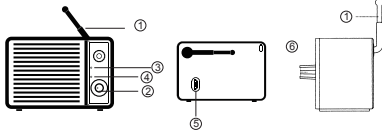
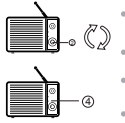


## Instructions for



- ① Decorative antenna (rotatable) ② The knob switch ③ MIC receives the hole  
④ Bluetooth indicator ⑤ Mirco USB charging port ⑥ Hang rope hole

Bluetooth name: DW01



- Use the knob switch to turn the machine on clockwise according to the left picture. Counterclockwise shutdown
- Adjust the volume by rotating clockwise
- Bluetooth indicator flashes (the bluetooth indicator lights up after connection)
- Red light is displayed when charging, full light is off (charging time: 3 hours)
- Working time under full power: 8-9 hours
- Note: do not rotate or pull the decorative antenna to avoid breakage

Please keep it as proof of warranty  
The manufacturer reserves the right of final interpretation

## Warranty that

- The after-sales service of the product shall be performed in accordance with the "three guarantees" provisions of national laws and regulations, and the warranty period of the product is 6 months.  
In the limited period of "three guarantees" of the product, the failure occurred when the product is applied to the normal state can be according to the "three guarantees" provisions To repair, replace, return. In the product warranty period, according to the warranty content, send back to the after-sales department to enjoy free Maintenance service.
- Within the warranty period (including the validity period of "three guarantees"), paid maintenance services will be provided for the following conditions, and "three guarantees" will not be provided. Services:
  - cannot sell the original valid warranty card of this product;
  - failure or damage caused by force majeure or in the process of transportation or unloading;
  - failure caused by failure to operate in accordance with the instructions or instructions on the explosion;
  - failure caused by using parts or accessories not included in the package of this product;
  - man-made damage to the appearance of parts;

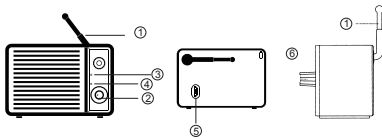
Date of purchase:	year	month	day
Telephone number (contact information):			
Buyer's name (or taobao ID):			
Buyer's address:			

CERTIFICATION
MANUFACTURE DATE
QC
QC001

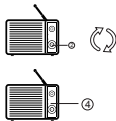
Product model ..... DW01  
Power input ..... Micro USB  
Rated voltage ..... DC 5 v  
Rated power ..... 3 w  
Battery capacity ..... 900 mah  
Product weight ..... 172 g  
Product size ..... 75 x38x52mm  
Manufacturer .....  
Company address: .....  
Production address: yinfeng industrial park, hangcheng avenue, gushu, hangcheng street, baoan district, shenzhen

Made In China

## 操作说明



- ① 装饰天线(可旋转) ② 旋钮开关 ③ MIC 接收孔  
④ 蓝牙指示灯 ⑤ Mirco USB 充电口 ⑥ 挂绳孔  
蓝牙名称: DW01



- 通过旋钮开关,按左图顺时针方向旋转开机,逆时针关机
- 通过顺时针旋转调节音量大小
- 蓝牙指示灯闪烁(连接之后蓝牙灯长亮)
- 充电时显示红灯,满电灯灭(充电时长:3小时)
- 满电状态下工作时长:8-9小时
- 注意:请勿大力旋转或拉拔装饰天线,以免断裂

请保留作为保修凭证 最终解释权归制造商所有

## 保修说明

- 本产品的售后服务依照国家法律法规的"三包"条款执行,产品保修期限为6个月。在产品"三包"有效期内,正常状态下适用本产品而发生的故障,可依据"三包"规定予以修理、更换、退换。在产品保修期内,可依保修内容,寄回本思售后部享受无偿的维修服务。
- 在保修期(含"三包"有效期)内以下情况将实施有偿维修服务,同时不享受"三包"服务:
  - 不能出售本产品有效保修卡原件;
  - 由于不可抗力或运输、装卸过程中造成的故障、损伤;
  - 由于未能按照说明书或操作上所写的使用方法和注意事项操作而造成的故障;
  - 因使用非本产品包装内的部件或配件所造成的故障;
  - 人为的部件外观损伤;

购买时间:	年	月	日
电话(联系方式):			
购买者姓名(或淘宝ID):			
购买者住址:			

合格证
CERTIFICATION
生产日期
MANUFACTURE DATE
检测员
QC
QC001

## 规格参数

产品型号 ..... DW01  
电源输入 ..... Micro USB  
额定电压 ..... DC 5V  
额定功率 ..... 3W  
电池容量 ..... 900mAh  
产品重量 ..... 172g  
产品尺寸 ..... 75x38x52mm  
制造商 .....  
公司地址 .....  
生产地址 ..... 深圳市宝安区航城街道固戍航城大道银丰工业园

Made In China

This device complies with part 15 of the FCC Rules. Operation is subject to the following two conditions: (1) this device may not cause harmful interference, and (2) this device must accept any interference received, including interference that may cause undesired operation.

Any changes or modifications not expressly approved by the party responsible for compliance could void the user's authority to operate the equipment.

NOTE: This equipment has been tested and found to comply with the limits for a Class B digital device, pursuant to Part 15 of the FCC Rules. These limits are designed to provide reasonable protection against harmful interference in a residential installation. This equipment generates, uses and can radiate radio frequency energy and, if not installed and used in accordance with the instructions, may cause harmful interference to radio communications.

However, there is no guarantee that interference will not occur in a particular installation.

If this equipment does cause harmful interference to radio or television reception, which can be determined by turning the equipment off and on, the user is encouraged to try to correct the interference by one or more of the following measures:

- Reorient or relocate the receiving antenna.
- Increase the separation between the equipment and receiver.
- Connect the equipment into an outlet on a circuit different from that to which the receiver is connected.
- Consult the dealer or an experienced radio/TV technician for help.

The device has been evaluated to meet general RF exposure requirement. The device can be used in portable exposure condition without restriction

FCC ID: 2A4UJDW01