

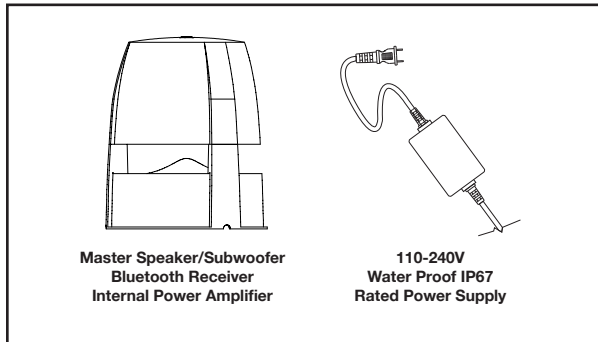


BOM4.1.2

BLUETOOTH OUTDOOR SUBWOOFER

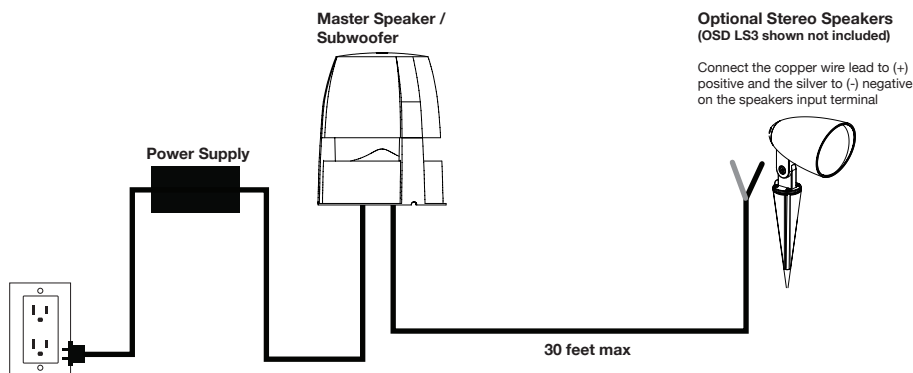
QUICK START GUIDE

CONTENT:



Basic Setup of the BOM4.1.2

- 1.) The master speaker needs to be located near an AC outlet where you can connect the power supply to the master speaker in order to provide the electrical current needed for the internal power amplifier and bluetooth receiver.
- 2.) The optional stereo speakers should be placed 8-12 feet apart from one another and must be connected within 30 feet of the master speaker to ensure maximum performance.
- 3.) Connect at least one pair of optional 8 ohm stereo speakers such as the OSD LS3 Landscape Speakers to the BOM4.1.2 master speaker for full range sound and no more than two pairs (4 speakers) total.



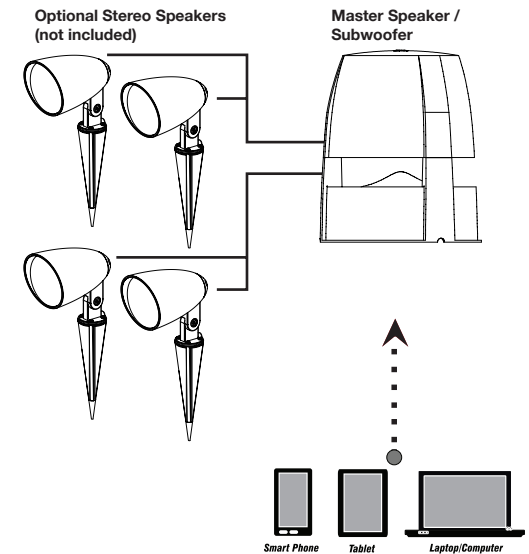
“State of the art” Bluetooth operation connects to any Bluetooth enabled device

Sync to Bluetooth enabled devices like smart phones and tablets

Bluetooth Range
30-75 feet line of sight

Range may vary:
Distances, both unobstructed and obstructed, may differ depending on the device you are syncing up to the BOM4.1.2

System Diagram



Make sure both your Bluetooth device and the BOM speaker is turned on.

To pair two Bluetooth enabled devices, both the Bluetooth device and the speakers must be turned on and fully powered or fully charged. Bluetooth controls are typically found in the device’s Setting or Connections menu. The speakers will output a Bluetooth Sync code that will be received by the Bluetooth device. Settings such as volume, mute, etc., will be controlled directly from your Bluetooth phone, tablet or other device.

Only one connection at a time:

The speakers will sync with only one device at a time. You must disconnect the current device before syncing to another.



This device complies with Part 15 of the FCC Rules. Operation is subject to the following two conditions: (1) this device may not cause harmful interference, and (2) this device must accept any interference received, including interference that may cause undesired operation.

Changes or modifications to this unit not expressly approved by the party responsible for compliance could void the user's authority to operate the equipment.

NOTE: This equipment has been tested and found to comply with the limits for a Class B digital device, pursuant to Part 15 of the FCC Rules. These limits are designed to provide reasonable protection against harmful interference in a residential installation. This equipment generates uses and can radiate radio frequency energy and, if not installed and used in accordance with the instructions, may cause harmful interference to radio communications. However, there is no guarantee that interference will not occur in a particular installation. If this equipment does cause harmful interference to radio or television reception, which can be determined by turning the equipment off and on, the user is encouraged to try to correct the interference by one or more of the following measures:

- Reorient or relocate the receiving antenna.
- Increase the separation between the equipment and receiver.
- Connect the equipment into an outlet on a circuit different from that to which the receiver is connected.
- Consult the dealer or an experienced radio/TV technician for help.

This device and its antenna(s) must not be co-located or operation in conjunction with any other antenna or transmitter.

Radiation Exposure Statement

The device has been evaluated to meet general RF exposure requirement in portable exposure condition without restriction.