

CW350W说明书尺寸: 100x100mm 直角

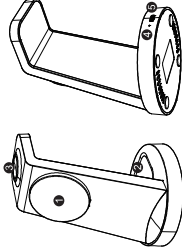
CW350W Instruction manual



3 in 1 Magnetic Wireless Charger

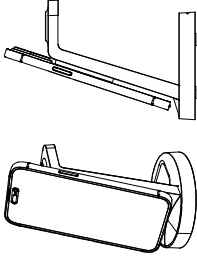
1. Introduction:

- Magnetic Wireless charging area for faster charge.
- Wireless charging area for flexible response.
- Wireless charging area for flexible response.
- Charging indicator.
- TYPE-C Female.

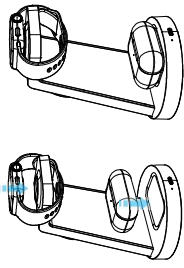


2. Operation instructions:

- 2.1. Charge the mobile phone. Put the mobile phone on the magnetic wireless charging area and then it starts a power indicator on the mobile phone, it is to say the charging is started.

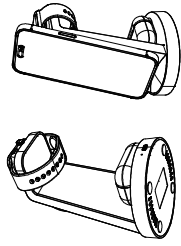


- 2.2. Charging the Watch. Put the watch on the wireless charging area of device, and align with the mark on the Charging Indicator, the Watch will light up, indicating that it is being charged properly.



- 2.3. Charging for Airdot. Put the headset on the wireless charge area and see that the charging indicator of the Bluetooth headset lights up, indicates that charging is started.

- 2.4. This product needs to be powered by an adapter with a power of 10W/2A and connected to the type-c port. When the power indicator light is on, it means that the product is powered on.
- 2.5. Operating indicator. The light indicator lights up when charging or full, and turns off when not charging. Indicator light flashes during charging fault.



3. Specifications:

Name	Magnetic Wireless Charger	Model	CW350W
Product Size	100 x 103 x 136 (mm)	Power Supply	Type C
Input	9V-2A		
Output Power	Wireless Power: 5W/10W/15W Type-C Power: 5W/10W/15W		
Wireless response	5W Max. Wireless output: 3W Max.		

4. Matters needing attention

- 4.1. When charging the device, avoid area protection cover with a thickness of more than 2mm, and avoid metal cases.
- 4.2. Do not put metal foreign objects in the charging area.
- 4.3. When charging, please aim the device at the center of the charging area.

5. FCC Warning:
This device complies with part 15 of the FCC Rules. Operation is subject to the following conditions: (1) This device may not cause harmful interference, and (2) this device must accept any interference that may be received, including interference from unlicensed devices. Any changes or modifications not expressly approved by the party responsible for compliance could void the user's authority to operate the equipment. This device complies with the following conditions: (1) This device must not be used in a residential area where the maximum power level is 1W per channel. (2) This device must be used in accordance with the instructions. (3) This device must be used in accordance with the instructions. If the equipment does cause harmful interference to radio or television reception, it should be stopped, turned off, or repositioned. It is encouraged that you try to correct the interference by one of the following:
* Reorient or relocate the receiving antenna.
* Increase the distance between the equipment and the receiver.
* Connect the equipment into an outlet on a circuit different from that to which the receiver is connected.
* Consult the dealer or an experienced radio/TV technician for help.
This equipment complies with FCC radiation exposure limits set forth for an uncontrolled environment. This equipment has been tested and found to comply with the stated limits. Operation between 2500 and 5000 MHz may cause interference.