

Revision History

Version

Issue Date

Revisions

Rev. 01

Apr. 27, 2023

Initial Issue

TABLE OF CONTENTS

1	Administrative Data (GENERAL INFORMATION)	3
1.1	Identification of the Testing Laboratory	3
1.2	Identification of the Responsible Testing Location.....	3
1.3	Laboratory Condition	3
1.4	Announce	3
2	PRODUCT INFORMATION	5
2.1	Applicant Information.....	5
2.2	Manufacturer Information	5
2.3	Factory Information	5
2.4	General Description for Equipment under Test (EUT)	5
2.5	Technical Information	5
3	SUMMARY OF TEST RESULTS	6
3.1	Test Standards	6
3.2	Test Verdict.....	6
3.3	Test Uncertainty	6
4	GENERAL TEST CONFIGURATIONS.....	7
4.1	Test Condition	7
4.2	Test Equipment List.....	7
4.3	Test Setup.....	7
ANNEX A	TEST RESULTS.....	8
A.1	Gain and Efficiency	8
ANNEX B	RADIATION PATTERN	9
ANNEX D	EUT PHOTO	10

1 Administrative Data (GENERAL INFORMATION)

1.1 Identification of the Testing Laboratory

Company Name	Shenzhen BALUN Technology Co., Ltd.
Address	Block B, 1st FL, Baisha Science and Technology Park, Shahe Xi Road, Nanshan District, Shenzhen, Guangdong Province, P. R. China
Phone Number	+86 755 6685 0100

1.2 Identification of the Responsible Testing Location

Test Location 1	Shenzhen BALUN Technology Co., Ltd.
Address	Block B, 1st FL, Baisha Science and Technology Park, Shahe Xi Road, Nanshan District, Shenzhen, Guangdong Province, P. R. China
Accreditation Certificate	The laboratory is a testing organization accredited by China National Accreditation Service for Conformity Assessment (CNAS) according to ISO/IEC 17025. The accreditation certificate number is L6791. The laboratory is a testing organization accredited by China Metrology Accreditation (CMA). The accreditation certificate number is 2014192290Z.
Description	All measurement facilities used to collect the measurement data are located at Block B, FL 1, Baisha Science and Technology Park, Shahe Xi Road, Nanshan District, Shenzhen, Guangdong Province, P. R. China 518055

1.3 Laboratory Condition

Ambient Temperature	19°C to 25°C
Ambient Relative Humidity	45% to 55%
Ambient Pressure	100 kPa to 102 kPa

1.4 Announce

- (1) The test report reference to the report template version v2.2.
- (2) The test report is invalid if not marked with the signatures of the persons responsible for preparing and approving the test report.
- (3) The test report is invalid if there is any evidence and/or falsification.
- (4) The results documented in this report apply only to the tested sample, under the conditions and modes of operation as described herein.
- (5) This document may not be altered or revised in any way unless done so by BALUN and all revisions are duly noted in the revisions section.
- (6) Content of the test report, in part or in full, cannot be used for publicity and/or promotional purposes without

prior written approval from the laboratory.

2 PRODUCT INFORMATION

2.1 Applicant Information

Applicant	Shenzhen LightWind Technology Co., LTD
Address	Room 24J, Qinghai Tower, No.7043, BeiHuan Road, Futian, Shenzhen, Guangdong, China

2.2 Manufacturer Information

Manufacturer	Shenzhen LightWind Technology Co., LTD
Address	Room 24J, Qinghai Tower, No.7043, BeiHuan Road, Futian, Shenzhen, Guangdong, China

2.3 Factory Information

Factory	N/A
Address	N/A

2.4 General Description for Equipment under Test (EUT)

EUT Name	2.4GHz Spring Antenna
Model Name Under Test	HF-013
Antenna Type	Spring Antenna
Dimensions	4.5mm x 12mm

2.5 Technical Information

Frequency Range	2400MHz~ 2500MHz
Test Frequencies	2400MHz, 2410MHz, 2420MHz, 2430MHz,2440MHz, 2450MHz, 2460MHz, 2470MHz, 2480MHz, 2490MHz,2500MHz

3 SUMMARY OF TEST RESULTS

3.1 Test Standards

No.	Identity	Document Title
1	IEEE149-1979	IEEE Standard Test Procedures for Antennas

3.2 Test Verdict

Report Section	Description	Remark
ANNEX A.1	Gain and Efficiency	--
ANNEX B	Radiation Pattern	--

3.3 Test Uncertainty

The uncertainty is calculated using the methods suggested in the "Guide to the Expression of Uncertainty in Measurement" (GUM) published by ISO.

Item	Uncertainty
VSWR(S11)	± 0.2
Gain	$\pm 0.5\text{dB}$

4 GENERAL TEST CONFIGURATIONS

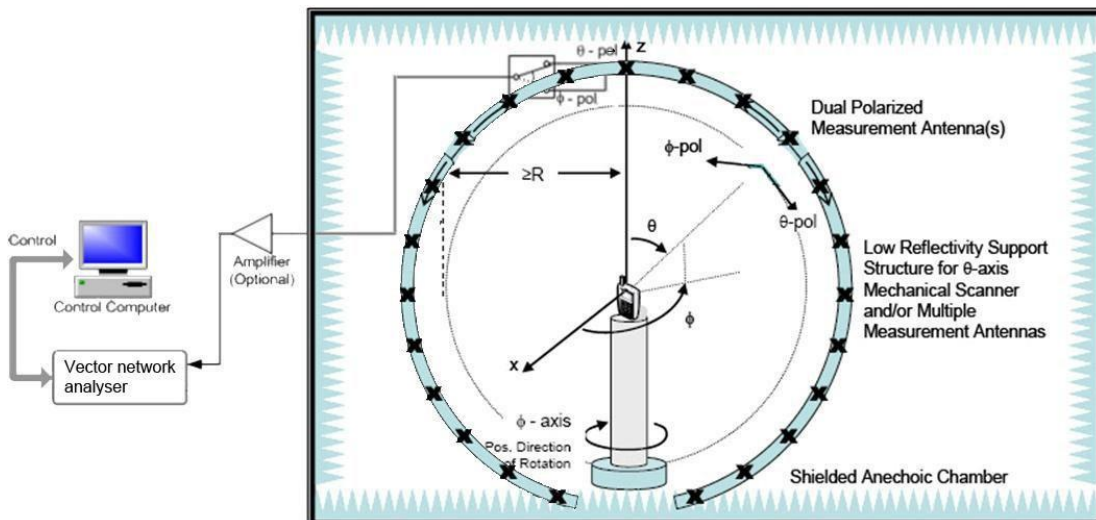
4.1 Test Condition

Environment Parameter	Selected Values During Tests			
	Ambient Pressure(KPa)	Temperature(°C)	Voltage	Relative Humidity (%)
Normal Temperature, Normal Voltage (NTNV)	100 to 102	19 to 25	N/A	45 to 55

4.2 Test Equipment List

Description	Manufacturer	Model	Serial No.
Vector Network Analyzer	Agilent	E5071C	MY46103472
5*5*5 Full Anechoic Chamber	SATIMO	5*5*5	CN-1307-555
SG24 Multi-probe Antenna Measurement System	SATIMO	SG24-L	1101855-0001

4.3 Test Setup



ANNEX A TEST RESULTS

A.1 Gain and Efficiency

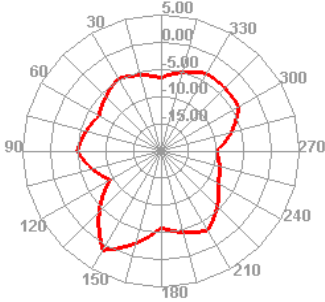
Frequency	Gain (dBi)	Efficiency (%)
2400MHz	0.16	46.61
2410MHz	0.45	53.93
2420MHz	0.19	50.64
2430MHz	0.54	55.63
2440MHz	-0.01	45.84
2450MHz	0.21	48.17
2460MHz	-0.28	42.26
2470MHz	0.17	49.69
2480MHz	-0.33	45.94
2490MHz	0.04	48.22
2500MHz	-0.48	41.85

ANNEX B RADIATION PATTERN

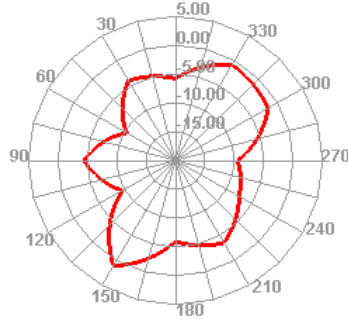
B.1 1D Radiation Pattern

B2.1 PHI=0

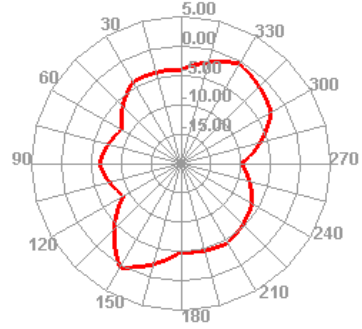
2400.000MHz E1



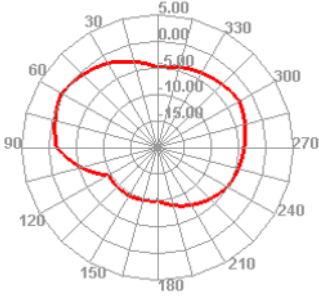
2450.000MHz E1



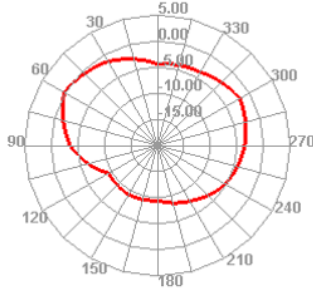
2500.000MHz E1



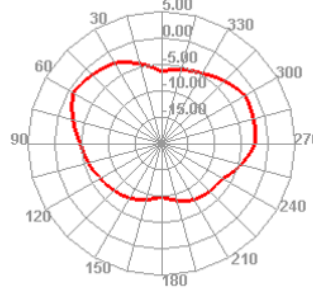
2400.000MHz E2




2450.000MHz E2



2500.000MHz E2



ANNEX D EUT PHOTO



--END OF REPORT--