

FCC Part 15.105 Warning Statement

Note: This equipment has been tested and found to comply with the limits for a Class B digital device, pursuant to part 15 of the FCC Rules. These limits are designed to provide reasonable protection against harmful interference in a residential installation. This equipment generates, uses and can radiate radio frequency energy and, if not installed and used in accordance with the instructions, may cause harmful interference to radio communications. However, there is no guarantee that interference will not occur in a particular installation. If this equipment does cause harmful interference to radio or television reception, which can be determined by turning the equipment off and on, the user is encouraged to try to correct the interference by one or more of the following measures:

- Reorient or relocate the receiving antenna.
- Increase the separation between the equipment and receiver.
- Connect the equipment into an outlet on a circuit different from that to which the receiver is connected.
- Consult the dealer or an experienced radio/TV technician for help.

RF warning statement:

The device has been evaluated to meet general RF exposure requirement.

HISMITH[®]
Mini



AK-09

Please read this instruction manual carefully before using this product. Keep this manual for future reference. Hismith sex machines are designed for ultimate pleasure.

About HISMITH®

When we started the Hismith adventure in 2012, sex toys had become more compact and better looking, but you still needed to do the job yourself. We were only a bunch of horny engineering students back then, but we just knew there had to be a better way. Machines have already taken over most of the jobs that us humans used to do. So, we asked ourselves: why not blowjob?

And so, our mission became to make ultimate pleasure available to anybody, anywhere, with the touch of a button. We take great pride in creating our premium sex machines. Experience harder, better, faster and longer sex than any human can ever offer you. Our brand new Hismith APP offers you full control of your Hismith device(s) through your smart phone. The app adds another layer of features and functionalities such as: Giving control of your sex machine to someone else, easily designing and saving your own sex machine programs, a social section to find others to play with and much more.

HISMITH, ultimate pleasure.

How to assemble the Hismith Mini?

1. Remove the protective film from the surface
2. Insert the T-shape legs in the hole of the main machine
3. Adjust the bolt of clips, adjust the height of the machine, then fastening the clip.
4. Connect the power adapter as the picture show below



Hismith Mini Parameter


Input Voltage	110-240V 50~60HZ 1.5A
Output Voltage	24V /3.0A
Max power	70W
The Stroke Length	1.18~ 3.54 Inches (3 ~ 9 cm)
Connector	KlicLok® system
Noise	30-60 DB
Remote Distance	> 5m
Battery	AAA Battery (not including)

Warranty:

We grant a 1-year warranty on this product, commencing on the date of purchase. Within the warranty period, we will restore any defects in the product resulting from faults in materials or workmanship, either by repairing or replacing the complete appliance based on the defect. This warranty extends to any country where this appliance is supplied by Hismith or its appointed distributors.

This warranty does not cover damage due to improper use, use with inauthentic connectors and adapters or cosmetic defects that do not hinder the operation of the appliance. The warranty becomes void if repairs are undertaken by unauthorized personnel.

Sex Positioning Tips



Down Load Hismith App

● Download instructions for the Hismith app:

Scan the QR code below

IOS:



Android:



● Download and install our app on your smart phone from the APP-store or Google play



● For more information about the Hismith app, you can download the instruction manual by scanning the QR code below:



If you have any issues or feedback on our App, please email to support@hismith.com, We would love to assist you and hear your feedback!

Warnings and precautions

- 1: The machine and accessories are not waterproof, please do not use the machine in damp, moist or wet places. Do not touch the power plug with wet hands, this can cause an electric shock.
- 2: Don't idle the machine in high speeds to avoid accidental injury.
- 3: Please check if the thrust bar is connected tightly, before using heavy attachments, such as a male masturbation cup or large dildos.
- 4: Please adjust the speed dial to zero before turning the machine on.
- 5: We advise against the use of this product by cardiac patients such as people with high blood pressure.
- 6: This product is not intended for use by minors. Keep away from children.
- 7: The motor will gradually warm up with continuous use. We advise to use it no more than 30 minutes at a time, before letting the motor cool down.
- 8: Use this product only for its intended use as described in this manual. Use only the original Hismith connectors to attach your toys to this product.
- 9: This sex machine is a personal device, intended for solo or couple use only. In case of sharing the device with others, pay close attention to personal hygiene to avoid risk of diseases or infections.
- 10: Remove piercings or jewelry in the genital area before use.
- 11: Do not use the toy on irritated or damaged skin. Stop using the device if you experience pain or feel unwell during use.
- 12: Do not use the device if it is: unusually hot, damaged or deformed, discolored.

Our attachments and adapters

Below you will find a number of the connectors and attachments that are available to use in combination with your new sex machine. Please contact Hismith support for more information about these products.

Connectors



HSC36

HSC02

HSC03

HSC04



HSC07

HSC09

HSC11

HSC17



HSC18

HSC19

HSC23

HSC28



HSC20

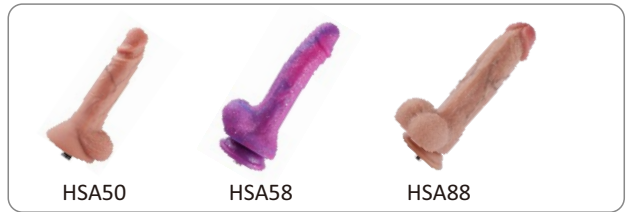
HSC21

HSC22

Beginner 6"-8"



Intermediate 8"-9"



Master 10"



HSA21

HSA22

HSA23



HSA24

HSA25

HSA26

HSA27



HSA41

HSA43

HSA57

HSA62



HSA83-F

HSA85-F

HSA86-F

Monster Series

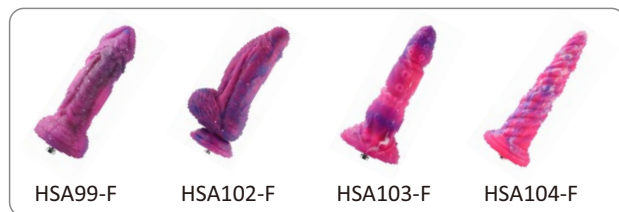


HSA44

HSA45

HSA46

HSA56



HSA99-F

HSA102-F

HSA103-F

HSA104-F

Masturbation Cup



HSA15

HSA51

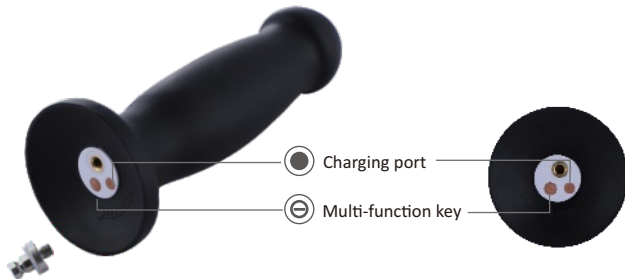
HSA65



HSA75

HSA76

Vibration Series (with remote controller)



Care and Maintenance

Please lubricate the sliding rail with heat resistant gear oil periodically. We suggest lubing it every three months. When cleaning the machine, please use dry paper or cotton towels, if you do clean it with wet cloth, please air dry it as soon as possible.

Contact Us

If you encounter any problems or have any questions you would like us to answer, please do not hesitate and contact us at support@hismith.com, we will do our best to find a solution within 12 hours. For bulk business please Email to Brian and Misha.

Customer support: support@hismith.com

For Business: brian@hismith.com

misha@hismith.com

Disclaimer

Use at your own risk. Neither Hismith, nor its retailers take any responsibility or liability for the use of this product. Proper use also includes compliance with our Quick Start Guide as well as the warnings listed herein. Furthermore, Hismith reserves the right to revise this publication and make changes to the contents without obligation to notify any person of such revision. Translations of any materials into languages other than English are intended solely as a convenience to the non-English-reading public and are not legally binding. We have attempted to provide an accurate translation of the original material in English, but due to the nuances in translating to a foreign language, slight differences may exist.

Applicable for all products, Model may be changed for improvements without notice.

©2022Hismith. All rights reserved

Shenzhen Hismith Technology Co.,Ltd

Designed and manufactured by Hismith in China

Official Website:www.hismith.com