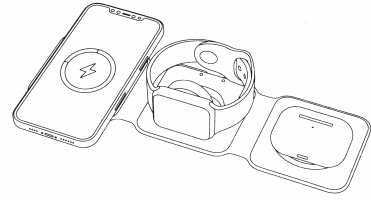


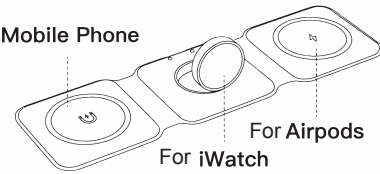
3in1 Wireless Charger



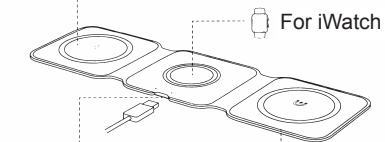
User Manual

Device Layout:

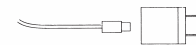
Mobile Phone



Mobile Phone/ AirPods
(Airpods 3W) (Mobile Phone 5W)

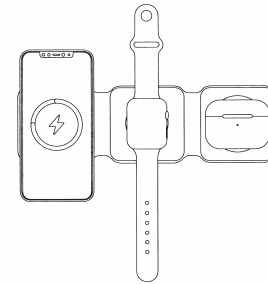
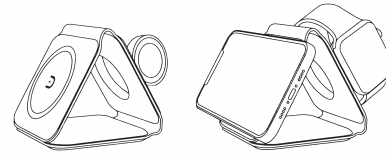


Type-C interface



Mobile Phone
(15W Magnetic fast Charging)

Product Parameter



Product name: 3 in 1 wireless charger
Material : ABS + Fabric
Dimensions: 247*74.5*7.5MM
Interface: USB-C
Input: 9V-2A,12V-2A
Mobile phone output: 5W/7.5W/10W/15W
Watch wireless output:3W
Earphone wireless output:5W
Compatibility: support mobile phones, Airpods, and iWatch that comply with the Qi standard

Steps for usage

The device is connected to the power supply through the charging cable, and then it can be powered on.
When charging the mobile phone, place the mobile phone flat in the mobile phone charging area to start charging the mobile phone.
After fully charged, simply take off the phone, during the charging process, if you need to terminate the charging, take it directly.
When charging the Apple Watch, place the iWatch flat in the charging area to start charging the watch. After fully charged, directly remove the iWatch; During the charging process, if you need to terminate the charging, remove the iWatch directly.
When charging the AirPods , place the AirPods flat in the charging area to start charging ;

After fully charged, simply remove the Airpods; During the charging process, if you need to terminate the charging, remove it directly.

Special Note:

1. When charging the iwatch, recommended to use flat and vertical charging at 90 degrees. Do not select 30 degrees, as charging may not be possible at this angle.
2. Recommended to use the supplied charging cable for power supply, and not to use the original iphone cable.

Packaging accessories

3 in 1 wireless charging *1
USB-C charging cable *1
Manual *1
Packing box *1

The content of this manual and product specifications are subject to change without notice

FCC Warning

This device complies with part 15 of the FCC Rules. Operation is subject to the following two conditions: (1) This device may not cause harmful interference, and (2) this device must accept any interference received, including interference that may cause undesired operation. Any changes or modifications not expressly approved by the party responsible for compliance could void the user's authority to operate the equipment.

NOTE: This equipment has been tested and found to comply with the limits for a Class B digital device, pursuant to Part 15 of the FCC Rules. These limits are designed to provide reasonable protection against harmful interference in a residential installation. This equipment generates, uses and can radiate radio frequency energy and, if not installed and used in accordance with the instructions, may cause harmful interference to radio communications. However, there is no guarantee that interference will not occur in a particular installation.

If this equipment does cause harmful interference to radio or television reception, which can be determined by turning the equipment off and on, the user is encouraged to try to correct the interference by one or more of the following measures:

- Reorient or relocate the receiving antenna.
 - Increase the separation between the equipment and receiver.
 - Connect the equipment into an outlet on a circuit different from that to which the receiver is connected.
 - Consult the dealer or an experienced radio/TV technician for help.
- FCC Radiation Exposure Statement

This equipment complies with FCC radiation exposure limits set forth for an uncontrolled environment. This equipment should be installed and operated with a minimum distance of 20 cm between the radiator and your body.