

CONFIDENTIAL



PACKAGING

1B4084313535  
1B4084314040

DATE

0722

VERSION

2

TREATMENTS


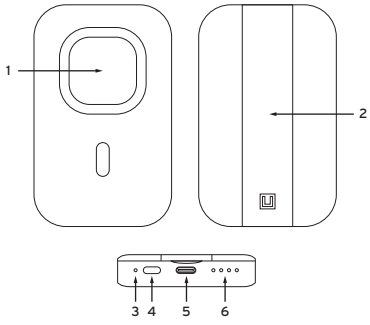
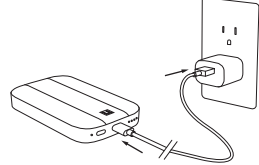
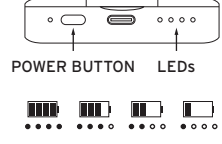
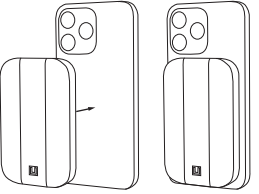
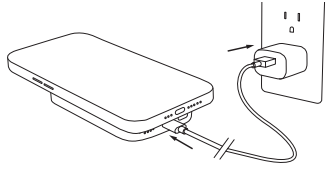
COLORS

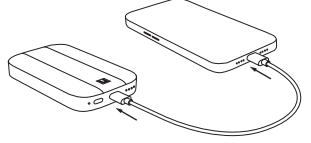
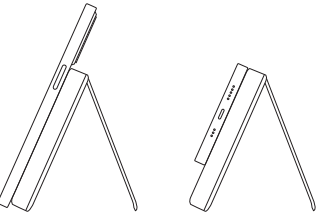
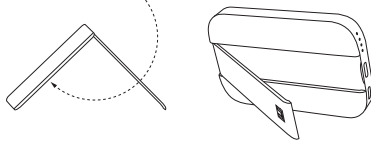



NOTES

wireless output change to

5W / 7.5W / 10W

20220718\_U\_Lucent\_PowerKickstand\_Manual\_V2

 <p>U COLLECTION LUCENT POWER KICKSTAND BATTERY PACK</p> <p>USER'S MANUAL</p> <p>MODEL: UC-LPK-01</p>	<p><b>INTRODUCTION</b> The U Collection Lucent Power Kickstand is both a charger and a stand. The built-in magnet allows you to attach the battery pack to the back of your phone, giving a strong attachment while charging wirelessly. The built-in aluminum kickstand is great for watching your favorite shows or recording videos for your social media feed. The Lucent Power Kickstand is designed to help give you the power to Go Further.</p> <p><b>FEATURES</b></p> <ul style="list-style-type: none"> <li>Built-in magnets compatible with MagSafe® compatible charging.</li> <li>180° anodized aluminum stand</li> <li>Adjustable kickstand for infinite viewing angles</li> <li>Scratch resistance UV coated exterior</li> <li>USB-C in &amp; out charging</li> <li>Wireless charging indicator</li> <li>Battery charge indicator</li> <li>Portable design</li> </ul> <p><b>COMPATIBILITY</b></p> <ul style="list-style-type: none"> <li>iPhone 12, iPhone 12 Pro, iPhone 12 Pro Max</li> <li>iPhone 13, iPhone 13 Pro, iPhone 13 Pro Max</li> <li>AirPods Pro V2</li> <li>AirPods Gen 3</li> </ul> <p>Please visit <a href="http://www.urbanarmorgear.com">www.urbanarmorgear.com</a> for the latest information and compatibility information.</p> <p><b>SPECIFICATIONS</b></p> <ul style="list-style-type: none"> <li>Type-C Input: 5V/2A, 9V/2A, 12V/1.5A, Max 18W</li> <li>Type-C Output: 5V/2.4A, 9V/2A, 12V/1.5A, Max 18W</li> <li>Wireless Output: 5W / 7.5W / 10W</li> <li>Power Connection: USB-C</li> <li>Charge time: ~1.5 hour</li> <li>Battery Capacity: 4000mAh, 15.4Wh</li> </ul>	<p><b>PACKAGE CONTENTS</b></p> <ul style="list-style-type: none"> <li>Lucent Power Kickstand battery pack</li> <li>USB-C charge cable</li> <li>User's manual</li> </ul> <p><b>PRODUCT DIAGRAM</b></p>  <ol style="list-style-type: none"> <li>MagSafe® Wireless Charging Area</li> <li>180° Anodized aluminium kickstand</li> <li>Wireless charging indicator</li> <li>Power button</li> <li>USB C-input/Output</li> <li>LED power indicator</li> </ol>	<p><b>HOW TO CHARGE YOUR BATTERY PACK</b></p>  <p>*** Recommend a wall adapter ≥ 10W(not included)</p> <p><b>POWERING YOUR DEVICE</b></p>  <p>POWER BUTTON    LEDs</p> <ul style="list-style-type: none"> <li>Pressing the power button once will turn on wireless charging mode. The battery pack will stay on stand by mode for up to 30 seconds.</li> <li>Pressing the power button twice will turn wireless charging mode off.</li> <li>Blinking lights indicates battery is in standby mode.</li> <li>Wireless Charging: The wireless charging indicator led will blink green when the battery pack is wirelessly charging a device.</li> <li>LED will appear solid when charging wirelessly.</li> <li>FOD (foreign object detection): blinking.</li> </ul>	<p><b>ATTACHING THE BATTERY PACK TO YOUR DEVICE</b> Different methods of connecting your battery pack to your device.</p> <p><b>MAGSAFE® COMPATIBLE DEVICES</b></p>  <p>*To help preserve battery life, your battery pack will enter standby mode if left on and not used for 30 seconds.</p> <p><b>WIRELESS CHARGING PAD MODE</b> For non MagSafe® compatible devices as well as MagSafe® compatible devices.</p> 
--	---	--	--	---

 <p>*Up to 18w charging through USB-C output</p> <p><b>KICKSTAND MODES</b> To extend the kickstand, pull gently from the bottom of the battery pack. To close the kickstand the user will slowly push the kickstand until it is flush with the battery pack.</p> <p>Set the kickstand to the desired angle.</p>  <p>PORTRAIT VIEW    LANDSCAPE VIEW</p>	 <p>180° KICKSTAND ROTATION    HORIZONTAL KICKSTAND MODE</p> <p>Use while kickstand extended to watch your favourite content.</p> <p>Perfect for facetime or work video calls or just surfing the web.</p> <p><b>1 YEAR LIMITED WARRANTY</b> For warranty terms and conditions visit <a href="http://urbanarmorgear.com/warranty">urbanarmorgear.com/warranty</a> or call (833)984-2UAG</p> <p>For latest install guide and additional help, scan QR code or visit <a href="http://urbanarmorgear.com/install">urbanarmorgear.com/install</a></p>  <p>Urban Armor Gear, LLC shall not in any way be liable to you or to any third party for any damages you or any third party may suffer as a result of use, intended or unintended, or misuse of this product in conjunction with any device or accessory other</p>	<p>than the appropriate device for which this product is designed. Manufacturer will not be responsible for any damages you or any third party may suffer as a result of misuse of this product as outlined above. Purchaser agrees to defend, indemnify, and hold Manufacturer harmless for any claims or damages arising from unintended use or misuse, including use with an unintended device.</p> <p><b>WARNING</b> Make sure the wireless charging area is free from debris. If the battery pack is over-heating, take your device away from the battery pack, and the battery pack will stop charging automatically when over-heating. Please allow time for the battery pack to cool down before attempting to charge your device wirelessly.</p>  <p>No washing    No metal objects on the surface    No knocking</p> <p><b>TEMPERATURE</b> It is normal that the battery pack and your smart phone will be warmer than usual under normal operating conditions, and it may even get hotter when charging and using the device at the same time. (Streaming Video, Gaming, Music)</p> <p><b>FCC STATEMENT</b> NOTE: This equipment has been tested and found to comply with the limits for a Class B digital device, pursuant to part 15 of the FCC Rules. These limits are designed to provide reasonable protection against harmful interference in a residential installation. This equipment generates uses and can radiate radio frequency energy and, if not installed and used in accordance with the</p>	<p>instructions, may cause harmful interference to radio communications. However, there is no guarantee that interference will not occur in a particular installation. If this equipment does cause harmful interference to radio or television reception, which can be determined by turning the equipment off and on, the user is encouraged to try to correct the interference by one or more of the following measures:</p> <ul style="list-style-type: none"> <li>Reorient or relocate the receiving antenna.</li> <li>Increase the separation between the equipment and receiver.</li> <li>Connect the equipment into an outlet on a circuit different from that to which the receiver is connected.</li> <li>Consult the dealer or an experienced radio/TV technician for help</li> </ul> <p>Changes or modifications not expressly approved by the party responsible for compliance could void the user's authority to operate the equipment.</p> <p>This device complies with Part 15 of the FCC Rules. Operation is subject to the following two conditions: (1) This device may not cause harmful interference, and (2) this device must accept any interference received, including interference that may cause undesired operation.</p> <p><b>ISED STATEMENT</b> This device contains licence-exempt transmitter(s)/receiver(s) that comply with Innovation, Science and Economic Development Canada's licence-exempt RSS(s). Operation is subject to the following two conditions: (1) This device may not cause interference. (2) This device must accept any interference, including interference that may cause undesired operation of the device. L'émission/réception est exempte de licence contenu dans le présent appareil est conforme aux CNR d'Innovation, Sciences et Développement économique Canada applicables aux appareils radio exempts de licence. L'exploitation est autorisée aux deux conditions suivantes : (1) L' appareil ne doit pas produire de brouillage; (2) L' appareil doit accepter tout brouillage radioélectrique subi, même si le</p>	<p>brouillage est susceptible d' en compromettre le fonctionnement.</p> <p>This device complies with ISED RF radiation exposure limits set forth for an uncontrolled environment. This device must be installed and operated with a minimum distance of 10 cm between the radiator and user body. Le présent appareil doit être installé et exploité à une distance minimale de 10 cm entre le radiateur et les corps.</p> <p>*iPhone not included • Apple®, iPhone®, and Magsafe® are registered trademarks of Apple Inc. The Bluetooth® word mark and logos are registered trademarks owned by Bluetooth SIG, Inc. and any use of such marks by Urban Armor Gear is under license. PATENTS PENDING ©2022 URBAN ARMOR GEAR. All rights reserved. URBAN ARMOR GEAR® and UAG® logo are registered trademarks of URBAN ARMOR GEAR, LLC., Laguna Niquel, CA. All other trademarks and registered trademarks are the property of their respective owners.</p> <p>Urban Armor Gear, LLC 1601 Alton Parkway, Suite C, Irvine, CA 92606</p> <p>Made in China</p> <p>⚠ <b>WARNING:</b> This Product can expose you to chemicals including Bisphenol A, which is known to the State of California to cause birth defects or other reproductive harm. <a href="http://www.P65Warnings.ca.gov">www.P65Warnings.ca.gov</a></p>  <p>0722-V2</p>
---	--	--	---	---