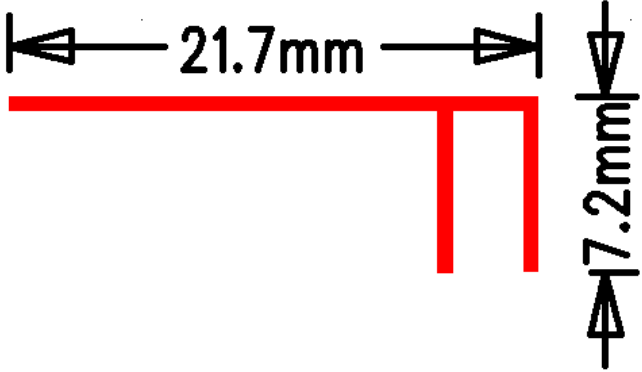
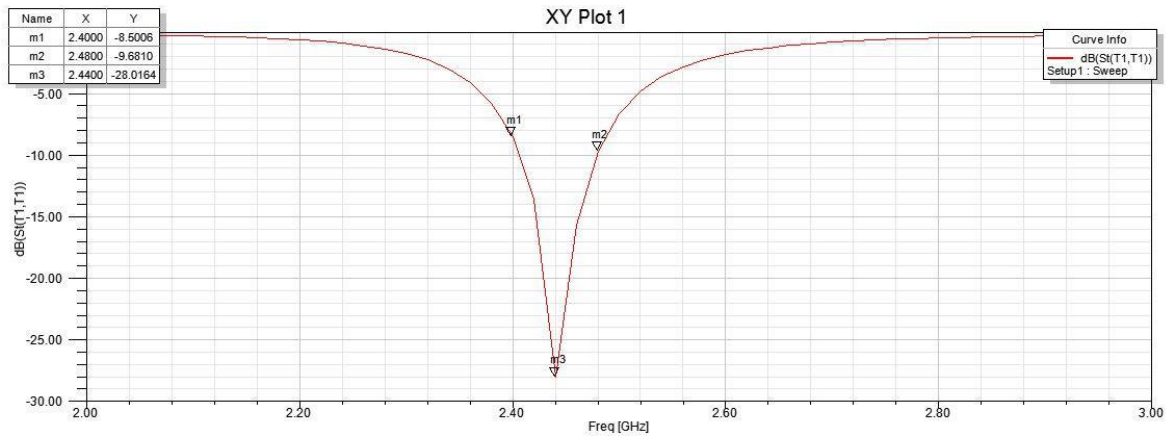


2.4 GHz PCB Antenna Specifications

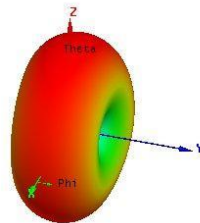

1. Summary

| Item | Units | Value |
|-----------------|-------|--|
| Outline | |  |
| Dimension | mm | L=21.7, H=7.2 |
| Frequency Band | MHz | 2400~2480 |
| Antenna Type | | PCB |
| Model | | F |
| Max Gain | dBi | 1.2 |
| Input Impedance | Ohm | 50 |
| Manufacture | | Jingheng Tengwei (Huizhou) Electronic Technology Co., Ltd. No. 8 Minying 1 Road, Yuanzhou Town, Boluo County, Huizhou City, Guangdong Province, China |

2. S11

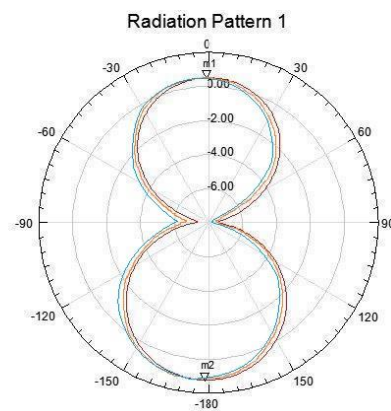


3. Radiation Pattern



| Freq | Phi | Ang | dBi |
|---------|----------|-----------|--------|
| 2.40GHz | 360.0000 | -0.0000 | 0.5040 |
| 2.40GHz | 181.0000 | -179.0000 | 1.2236 |
| 2.44GHz | 360.0000 | -0.0000 | 0.5071 |
| 2.44GHz | 181.0000 | -179.0000 | 1.2262 |
| 2.48GHz | 360.0000 | -0.0000 | 0.5012 |
| 2.48GHz | 181.0000 | -179.0000 | 1.2220 |

XY_Plane



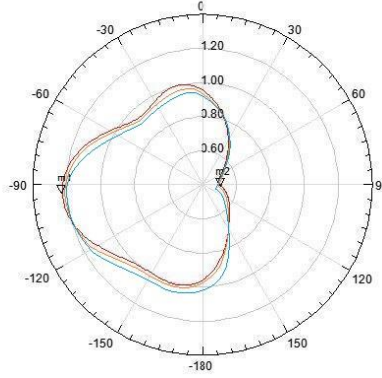
Curve Info

- dBi (GainTotal)
Setup1: LastAdaptive
Freq=2.40GHz; Theta=90deg
- dBi (GainTotal)
Setup1: LastAdaptive
Freq=2.44GHz; Theta=90deg
- dBi (GainTotal)
Setup1: LastAdaptive
Freq=2.48GHz; Theta=90deg

| Freq | Theta | Ang | dBi |
|---------|----------|----------|--------|
| 2.40GHz | -93.0000 | -93.0000 | 1.2232 |
| 2.40GHz | 92.0000 | 92.0000 | 0.5092 |
| 2.44GHz | -93.0000 | -93.0000 | 1.2257 |
| 2.44GHz | 92.0000 | 92.0000 | 0.5101 |
| 2.48GHz | -93.0000 | -93.0000 | 1.2215 |
| 2.48GHz | 92.0000 | 92.0000 | 0.5075 |

XZ_Plane

Radiation Pattern 2

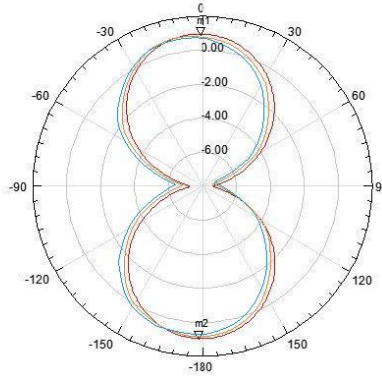


| Curve Info | |
|------------|------------------------|
| — | dBi (GainTotal) |
| — | Setup1 : LastAdaptive |
| — | Freq=2.40GHz Phi=0deg' |
| — | dBi (GainTotal) |
| — | Setup1 : LastAdaptive |
| — | Freq=2.44GHz Phi=0deg' |
| — | dBi (GainTotal) |
| — | Setup1 : LastAdaptive |
| — | Freq=2.48GHz Phi=0deg' |

| Freq | Theta | Ang | dBi |
|---------|-----------|-----------|--------|
| 2.40GHz | 0.0000 | 0.0000 | 0.9522 |
| 2.40GHz | -179.0000 | -179.0000 | 0.9560 |
| 2.44GHz | 0.0000 | 0.0000 | 0.9557 |
| 2.44GHz | -179.0000 | -179.0000 | 0.9583 |
| 2.48GHz | 0.0000 | 0.0000 | 0.9513 |
| 2.48GHz | -179.0000 | -179.0000 | 0.9541 |

YZ_Plane

Radiation Pattern 3



| Curve Info | |
|------------|-------------------------|
| — | dBi (GainTotal) |
| — | Setup1 : LastAdaptive |
| — | Freq=2.40GHz Phi=90deg' |
| — | dBi (GainTotal) |
| — | Setup1 : LastAdaptive |
| — | Freq=2.44GHz Phi=90deg' |
| — | dBi (GainTotal) |
| — | Setup1 : LastAdaptive |
| — | Freq=2.48GHz Phi=90deg' |