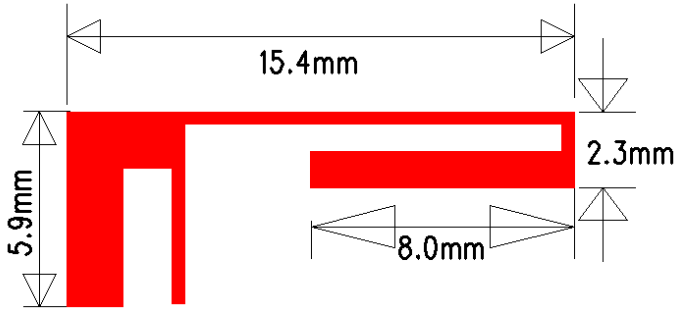

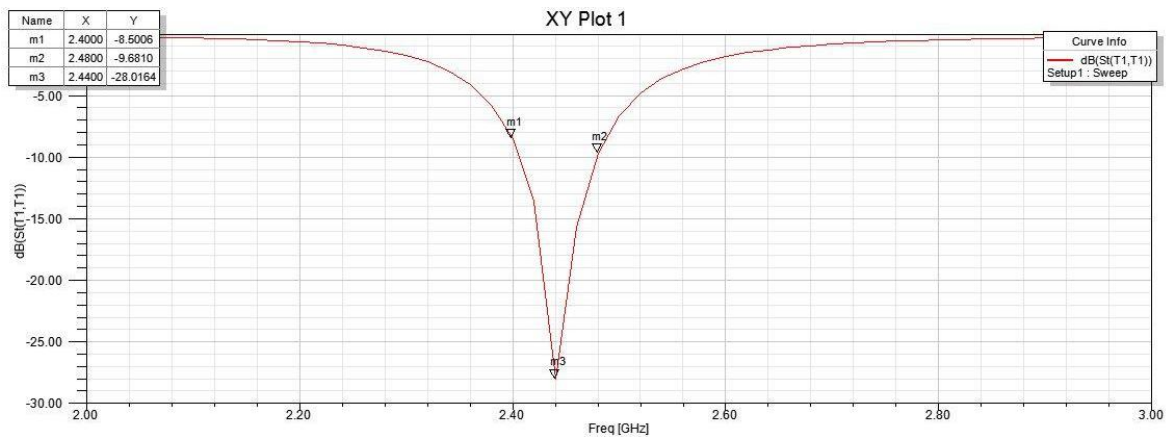


2.4 GHz PCB Antenna Specifications

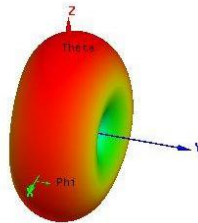

1. Summary

Item	Units	Value
Outline		
Dimension	mm	L=15.4, H=5.9
Frequency Band	MHz	2400~2480
Antenna Type		PCB
Max Gain	dBi	1.2
Input Impedance	Ohm	50
Manufacture		Dingnan Jinpeng Electronics Co., Ltd.
Trademark		

2. S11

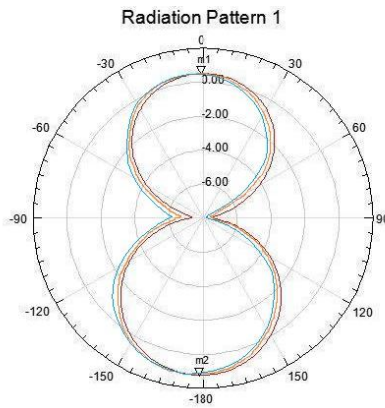


3. Radiation Pattern



Freq	Phi	Ang	dBi
2.40GHz	360.0000	-0.0000	0.5040
2.40GHz	181.0000	-179.0000	1.2235
2.44GHz	360.0000	-0.0000	0.5071
2.44GHz	181.0000	-179.0000	1.2262
2.48GHz	360.0000	-0.0000	0.5012
2.48GHz	181.0000	-179.0000	1.2220

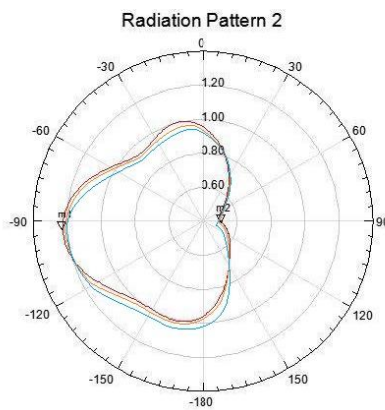
XY_Plane



Curve Info	
—	dBi (GainTotal)
Setup 1 : LastAdaptive	
Freq=2.40GHz	Theta=90deg
—	dBi (GainTotal)
Setup 1 : LastAdaptive	
Freq=2.44GHz	Theta=90deg
—	dBi (GainTotal)
Setup 1 : LastAdaptive	
Freq=2.48GHz	Theta=90deg

Freq	Theta	Ang	dBi
2.40GHz	-93.0000	-93.0000	1.2232
2.40GHz	92.0000	92.0000	0.5092
2.44GHz	-93.0000	-93.0000	1.2257
2.44GHz	92.0000	92.0000	0.5101
2.48GHz	-93.0000	-93.0000	1.2215
2.48GHz	92.0000	92.0000	0.5075

XZ_Plane

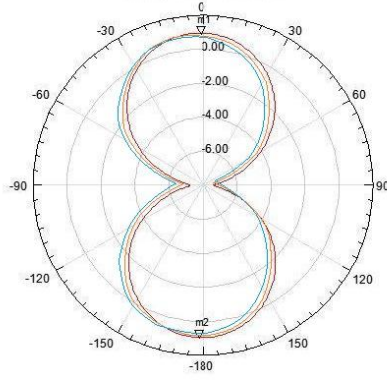


Curve Info	
—	dBi (GainTotal)
Setup 1 : LastAdaptive	
Freq=2.40GHz	Phi=0deg
—	dBi (GainTotal)
Setup 1 : LastAdaptive	
Freq=2.44GHz	Phi=0deg
—	dBi (GainTotal)
Setup 1 : LastAdaptive	
Freq=2.48GHz	Phi=0deg

Freq	Theta	Ang	dBi
2.40GHz	0.0000	0.0000	0.9522
2.40GHz	-179.0000	-179.0000	0.9560
2.44GHz	0.0000	0.0000	0.9557
2.44GHz	-179.0000	-179.0000	0.9583
2.48GHz	0.0000	0.0000	0.9513
2.48GHz	-179.0000	-179.0000	0.9541

YZ_Plane

Radiation Pattern 3



Curve Info
dBi((GainTotal)
Setup1 : LastAdaptive
Freq=2.40GHz Phi=90deg'
dBi((GainTotal)
Setup1 : LastAdaptive
Freq=2.44GHz Phi=90deg'
dBi((GainTotal)
Setup1 : LastAdaptive
Freq=2.48GHz Phi=90deg'