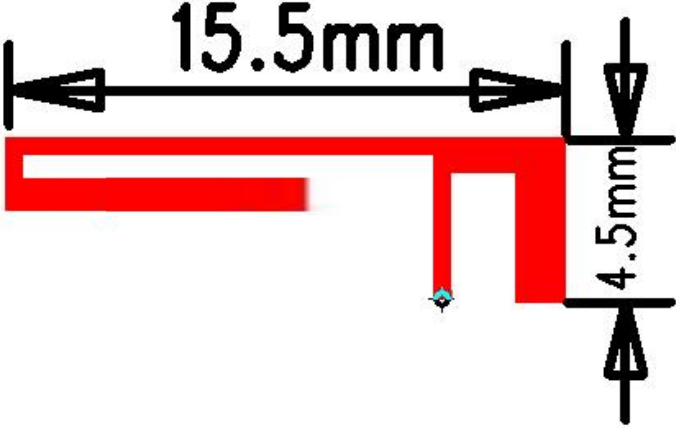



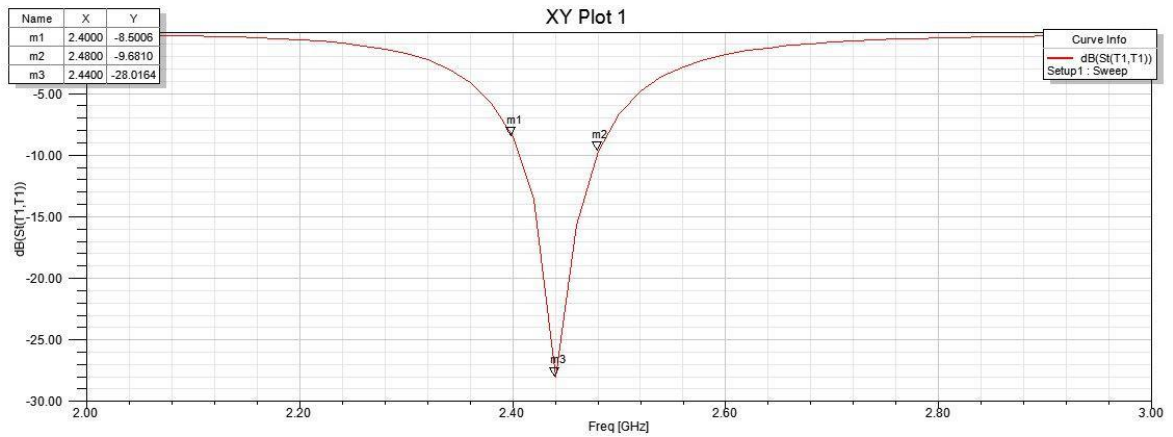
2.4 GHz PCB Antenna Specifications

1. Summary

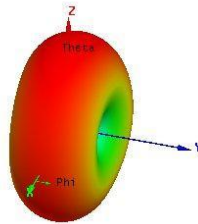

Item	Units	Value
Outline		
Dimension	mm	L=15.5, H=4.5
Frequency Band	MHz	2400~2480
Antenna Type		PCB
Model		F
Max Gain	dBi	1.3
Input Impedance	Ohm	50
Manufacture		DingNanXian JinPeng Electronics Co.,Ltd
Trademark		

Factory address: Futian Industrial Community, Dingnan County, Ganzhou city, Jiangxi Province

2. S11

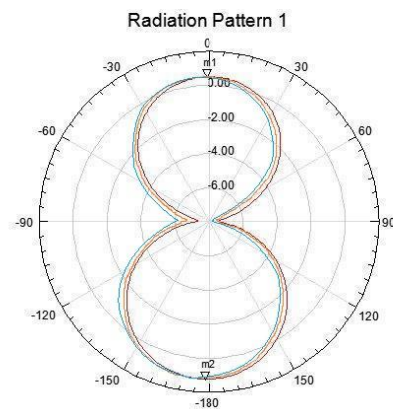


3. Radiation Pattern



Freq	Phi	Ang	dBi
2.40GHz	360.0000	-0.0000	0.5040
2.40GHz	181.0000	-179.0000	1.2236
2.44GHz	360.0000	-0.0000	0.5071
2.44GHz	181.0000	-179.0000	1.2262
2.48GHz	360.0000	-0.0000	0.5012
2.48GHz	181.0000	-179.0000	1.2220

XY_Plane



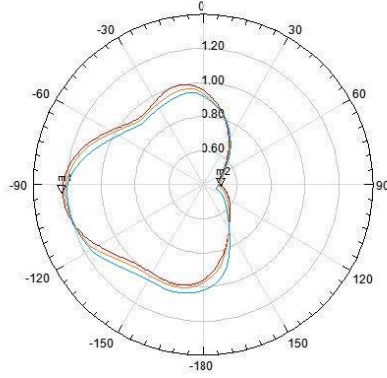
Curve Info

- dBi (GainTotal)
- Setup1: LastAdaptive
- Freq=2.40GHz; Theta=90deg
- dBi (GainTotal)
- Setup1: LastAdaptive
- Freq=2.44GHz; Theta=90deg
- dBi (GainTotal)
- Setup1: LastAdaptive
- Freq=2.48GHz; Theta=90deg

Freq	Theta	Ang	dBi
2.40GHz	-93.0000	-93.0000	1.2232
2.40GHz	92.0000	92.0000	0.5092
2.44GHz	-93.0000	-93.0000	1.2257
2.44GHz	92.0000	92.0000	0.5101
2.48GHz	-93.0000	-93.0000	1.2215
2.48GHz	92.0000	92.0000	0.5075

XZ_Plane

Radiation Pattern 2

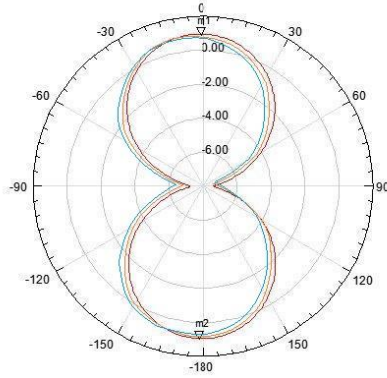


Curve Info	
—	dBi (GainTotal)
—	Setup1 : LastAdaptive
—	Freq=2.40GHz Phi=0deg'
—	dBi (GainTotal)
—	Setup1 : LastAdaptive
—	Freq=2.44GHz Phi=0deg'
—	dBi (GainTotal)
—	Setup1 : LastAdaptive
—	Freq=2.48GHz Phi=0deg'

Freq	Theta	Ang	dBi
2.40GHz	0.0000	0.0000	0.9522
2.40GHz	-179.0000	-179.0000	0.9560
2.44GHz	0.0000	0.0000	0.9557
2.44GHz	-179.0000	-179.0000	0.9583
2.48GHz	0.0000	0.0000	0.9513
2.48GHz	-179.0000	-179.0000	0.9541

YZ_Plane

Radiation Pattern 3



Curve Info	
—	dBi (GainTotal)
—	Setup1 : LastAdaptive
—	Freq=2.40GHz Phi=90deg'
—	dBi (GainTotal)
—	Setup1 : LastAdaptive
—	Freq=2.44GHz Phi=90deg'
—	dBi (GainTotal)
—	Setup1 : LastAdaptive
—	Freq=2.48GHz Phi=90deg'