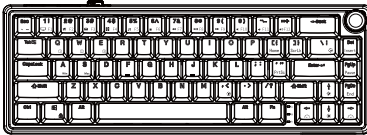


# RK R65 说明书折页: 128g双铜四色印刷

正面

反面



## R65 MECHANICAL KEYBOARD

12 MONTHS GUARANTEE

### PRODUCT BASIC

- Manual: Size: 122.3x118.0x40.0mm, 1.2
- Switch and Keycaps Puller: Backlight: Monochrome/RGB
- Keyboard: Version: USB2.4G/BT
- USB Type-C cable: Layout: 10keys
- 2.4G Dongle: Switch: Mechanical switches

### INDICATOR LIGHTS/KNOB FUNCTION

**KNOB FUNCTION**

- Clockwise: Volume+
- Anticlockwise: Volume-
- Press: Mute

Caps Lock, WIN Lock, Charging Indicator: On While Charging, Off When Full.

### WIRED MODE

Recommend: Using 5V 1A Rated power to charge keyboard

### BT CONNECTIVITY

Place the switch to "B" side.

Fn + Q, Fn + W, Fn + E

Short press Fn+Q/W/E to change BT channel.  
Long press Fn+Q/W/E entry pairing mode.

### 2.4G CONNECTIVITY

Place the switch to "G" side.

Fn + P

Short press Fn+P to change 2.4 channel.

### BATTERY REMINDER

In BT 2.4G mode, Press and hold Fn+Enter to view the battery level indicator

For Example:  
The backlight is bright, indicating that the keyboard is 10% of the power at this time.  
The backlight is on at the same time, indicating that the keyboard is 20% of the power at this time.  
Similarly  
The backlight is on at the same time, indicating that the keyboard power is 100% at this time

### DFU MODE

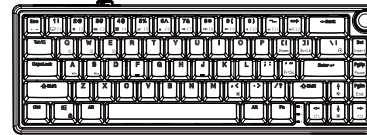
There are two methods to enter dfu mode (development Firmware upgrade) on the keyboard:

Method 1: Press and hold the switch located under the space bar, and then connect the keyboard to the computer.

Method 2: Connect the keyboard to the computer first, and then simultaneously short press Fn + Right Shift + Esc.

These methods allow you to activate the DFU mode on the keyboard, enabling firmware upgrade and development. (Firmware will auto download)

The keyboard can support VIA drivers: <https://www.viakeys.com/>



## R65 MECHANICAL KEYBOARD

12 MONTHS GUARANTEE

### BACKLIGHT CONTROL

In USB mode, the backlight brightness is brightest by default. In wireless mode, the backlight is slightly dimmer by default.

Backlight Brightness +, Backlight Brightness -, Backlight Speed -, Backlight Speed +, Backlight Mode Switching, Backlight Monochrome Switching (RGB version only)

### SECONDARY COMBINATION FUNCTION KEYS

Switch to windows system, Switch to mac system, Insert, Pause, End

### SECONDARY COMBINATION FUNCTION KEYS

F1 + A	F2 + S	F3 + D	F4 + W	F5 + E	F6 + R
F7 + T	F8 + Y	F9 + U	F10 + I	F11 + O	F12 + P

### MULTIMEDIA KEYS


Windows system (Fn + A: switch to Windows system), MAC system (Fn + S: switch to Mac system)

Press Fn+Left Ctrl together to switch functions between F11-F12 and number keys of the first row.

WIN: Computer	WIN: Browser	WIN: Mailbox	WIN: Calculator	WIN: Power	WIN: Sleep
MAC: Screen Brightness -	MAC: Screen Brightness +	MAC: Mute	MAC: Mute	MAC: Keyboard Backlight Brightness -	MAC: Keyboard Backlight Brightness +
WIN: Last Song	WIN: Play / Pause	WIN: Next Song	WIN: Mute	WIN: Volume -	WIN: Volume +
MAC: Last Song	MAC: Play / Pause	MAC: Next Song	MAC: Mute	MAC: Volume -	MAC: Volume +

### Have an issue with one of our RK products?

Feel free to contact us with any product issues or questions. We will reply as quickly as possible to ensure all your needs are handled. For better technical support, please contact [rk gaming@rk gaming.com](mailto:rk gaming@rk gaming.com)



Model: 166-83901-409-8376-2448  
Model: 166-83901-409-8376-2448  
Download Driver Address: [www.rk-gaming.com/Driver/409-8376-2448/](http://www.rk-gaming.com/Driver/409-8376-2448/)  
156-83901-89