

RF Test Data for Bluetooth(BDR+EDR) (Conducted Measurements)

| General Description of EUT | |
|---|-------------------------------|
| Product Name: | True wireless stereo Earphone |
| Test Model: | JX-80 |
| Sample ID: | 202304-0072-1-2# |
| Environmental Conditions | |
| Temperature: | 24°C |
| Relative Humidity: | 56% |
| Test Voltage: | DC 3.7V |
| Test Engineer: | Huang jian ping |
| Note: For a more detailed features description, please refer to the report TBR-C-202304-0072-3 The report only show the worst case data. | |

Contents

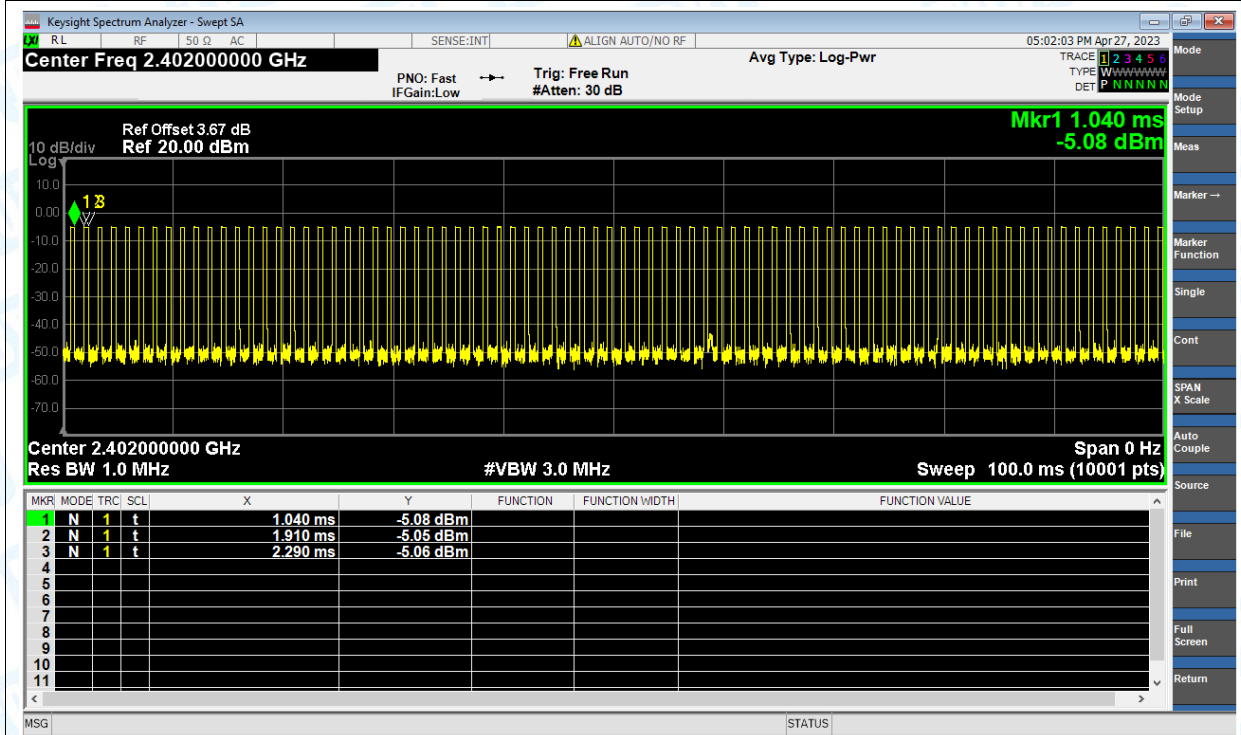
| | |
|--|----|
| 1. Duty Cycle..... | 3 |
| 2. Maximum Conducted Output Power..... | 7 |
| 3. -20dB Bandwidth..... | 11 |
| 4. Occupied Channel Bandwidth..... | 15 |
| 5. Band Edge..... | 19 |
| 6. Band Edge(Hopping)..... | 24 |
| 7. Conducted RF Spurious Emission..... | 29 |
| 8. Restrict Band..... | 36 |
| 9. Carrier Frequencies Separation..... | 41 |
| 10. Number of Hopping Channel..... | 43 |
| 11. Dwell Time..... | 45 |

1. Duty Cycle

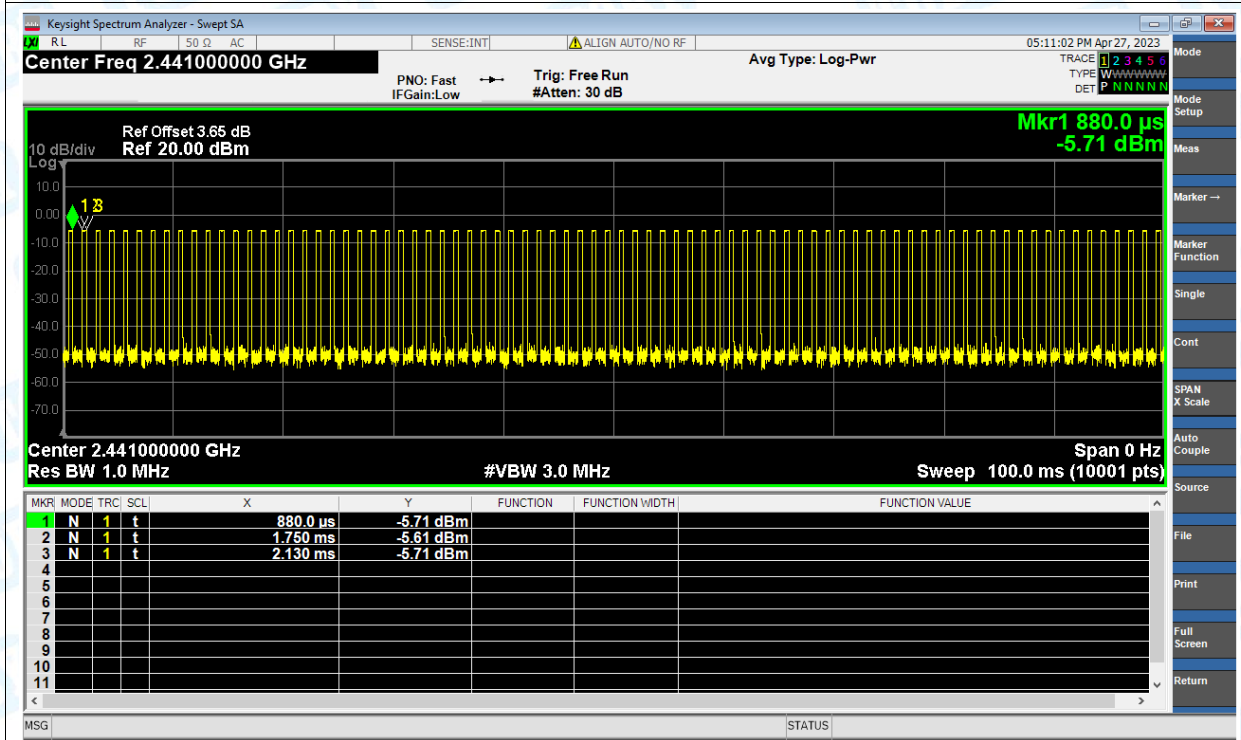
| Condition | Mode | Frequency (MHz) | Antenna | Duty Cycle (%) | Correction Factor (dB) | 1/T (kHz) |
|-----------|-------|-----------------|---------|----------------|------------------------|-----------|
| NVNT | 1-DH1 | 2402 | Ant1 | 30.4 | 5.17 | 2.63 |
| NVNT | 1-DH1 | 2441 | Ant1 | 30.4 | 5.17 | 2.63 |
| NVNT | 1-DH1 | 2480 | Ant1 | 30.4 | 5.17 | 2.63 |
| NVNT | 2-DH1 | 2402 | Ant1 | 32 | 4.95 | 2.5 |
| NVNT | 2-DH1 | 2441 | Ant1 | 31.2 | 5.06 | 2.56 |
| NVNT | 2-DH1 | 2480 | Ant1 | 31.2 | 5.06 | 2.56 |

Test Graphs

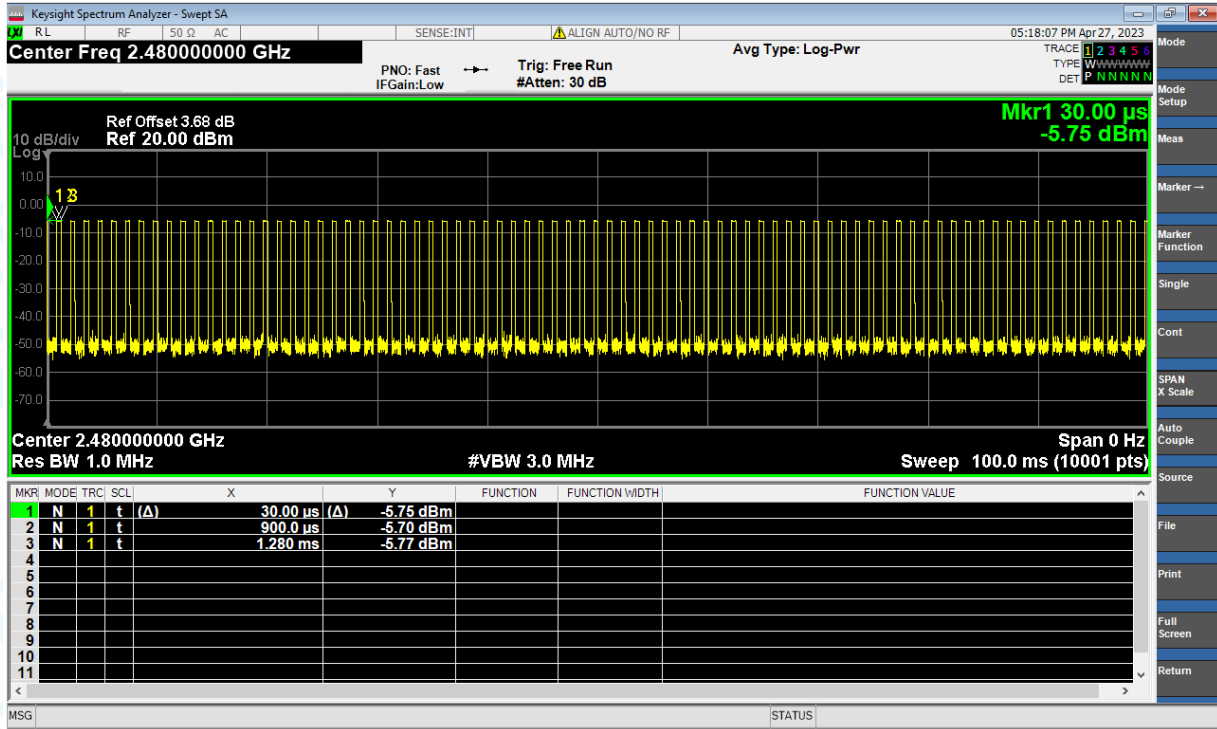
Duty Cycle NVNT 1-DH1 2402MHz Ant1



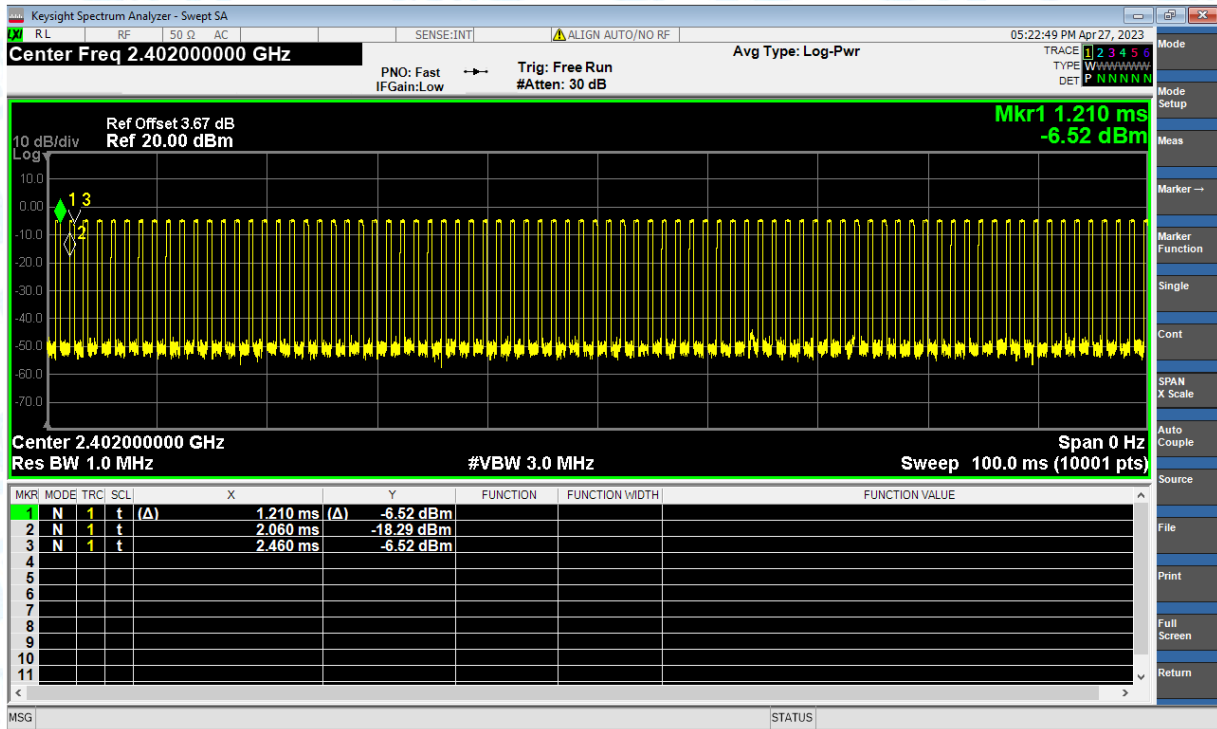
Duty Cycle NVNT 1-DH1 2441MHz Ant1



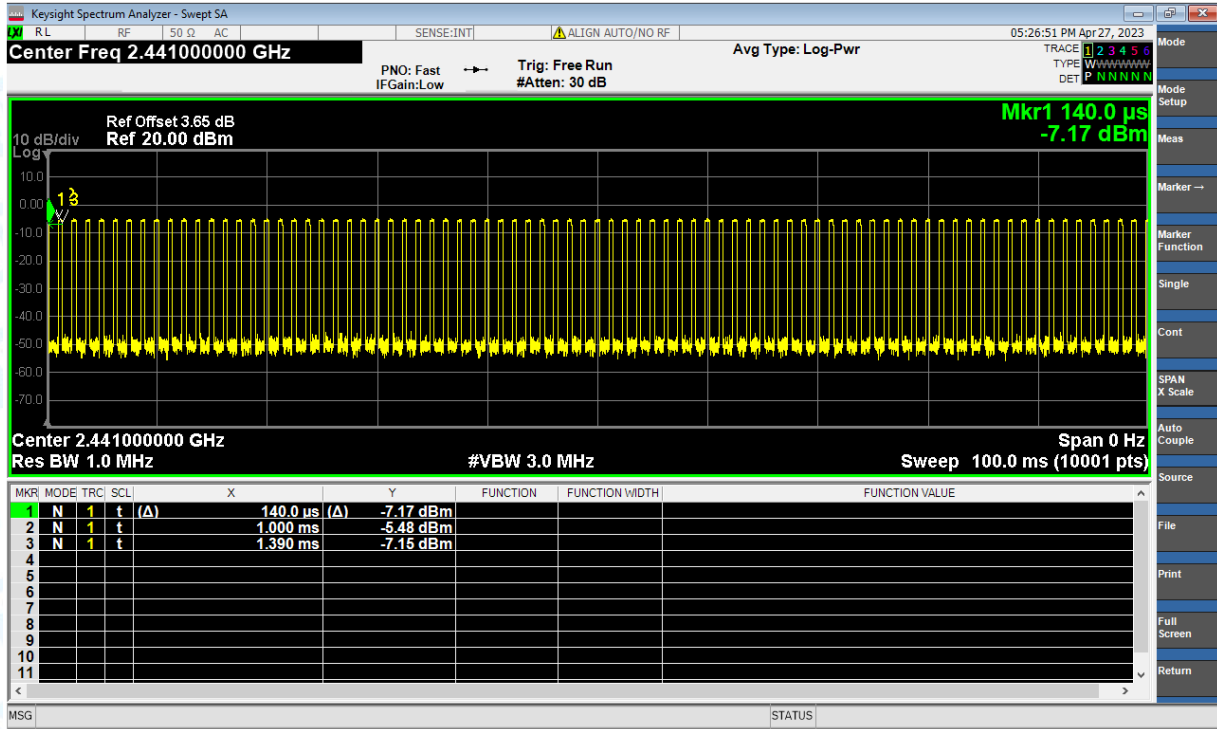
Duty Cycle NVNT 1-DH1 2480MHz Ant1



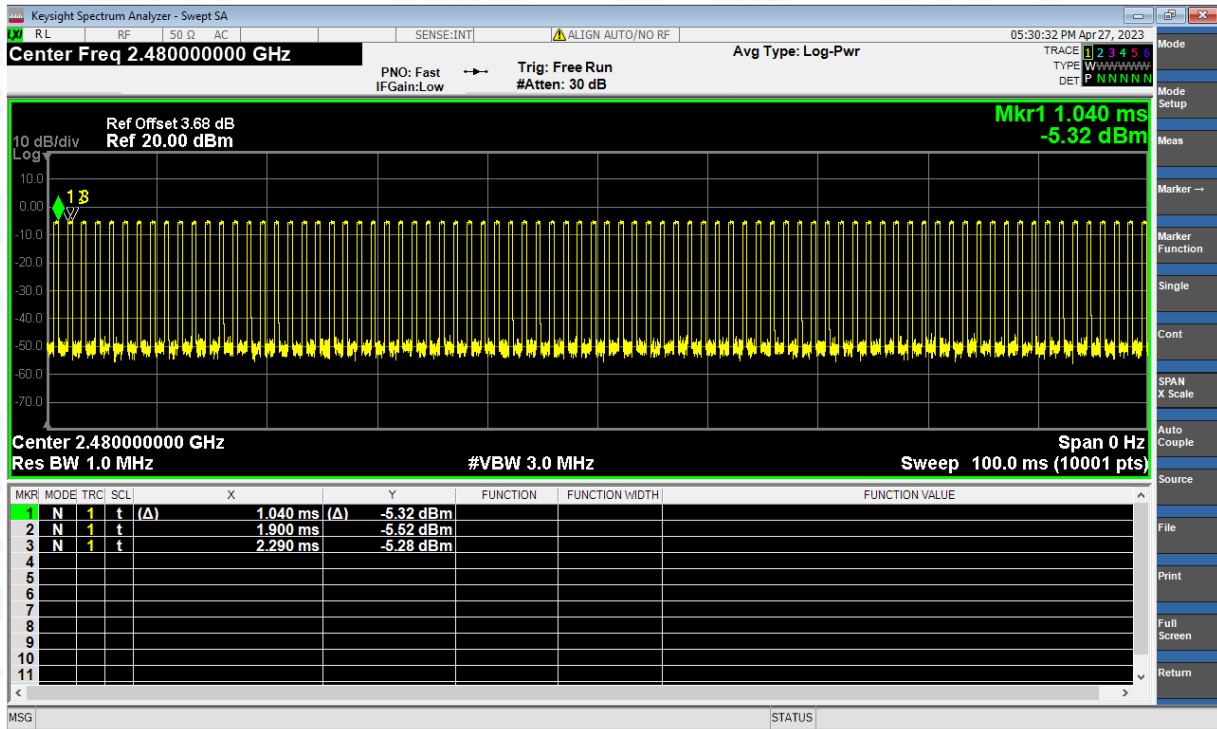
Duty Cycle NVNT 2-DH1 2402MHz Ant1



Duty Cycle NVNT 2-DH1 2441MHz Ant1



Duty Cycle NVNT 2-DH1 2480MHz Ant1

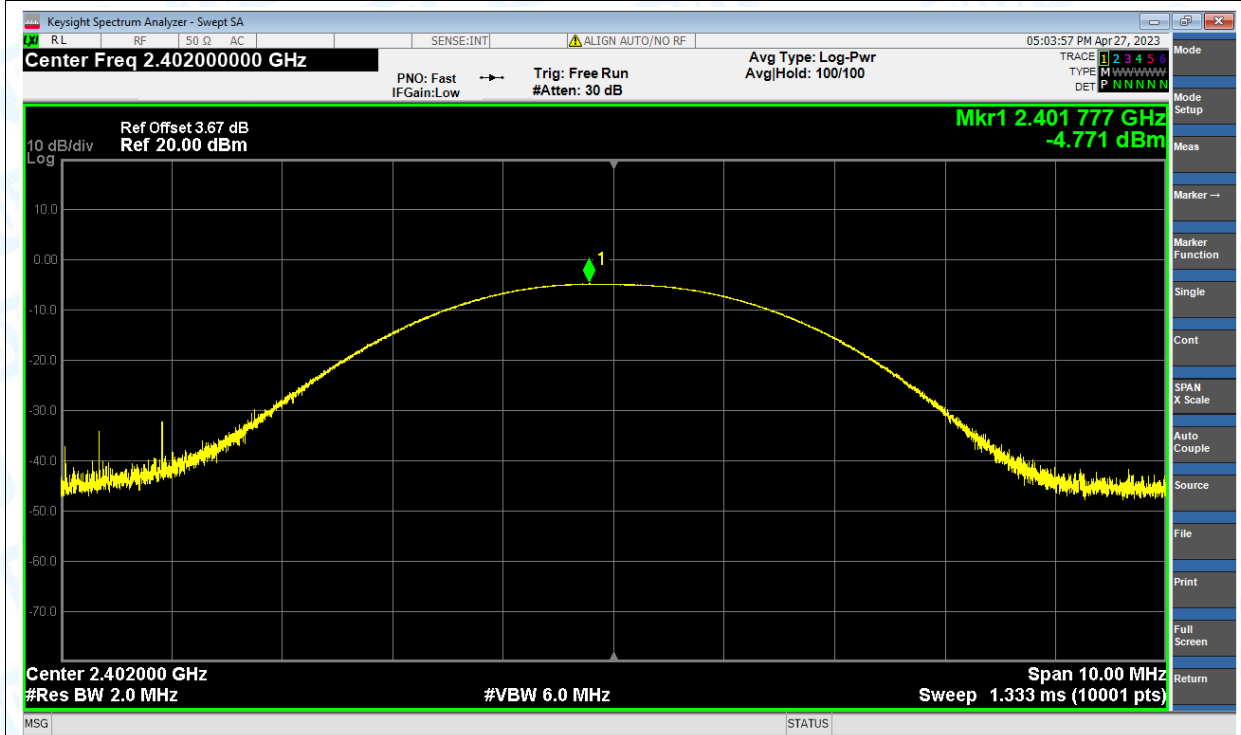


2. Maximum Conducted Output Power

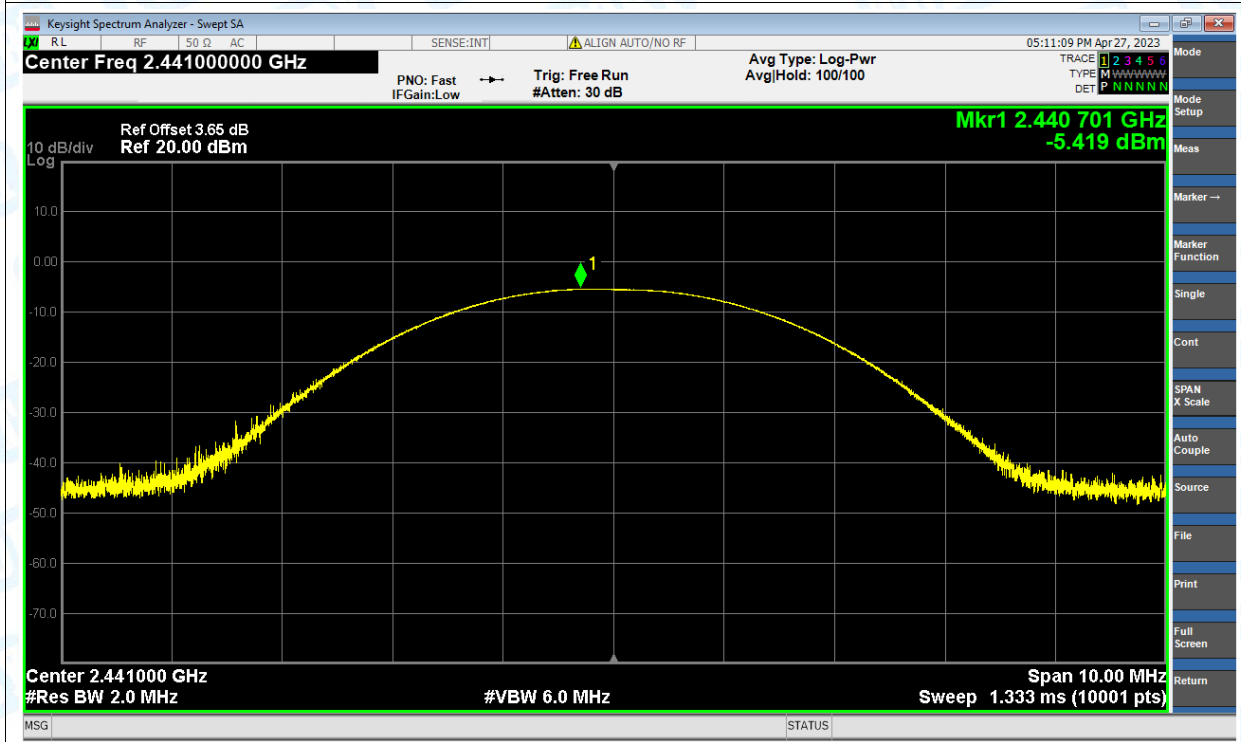
| Condition | Mode | Frequency (MHz) | Antenna | Conducted Power (dBm) | Limit (dBm) | Verdict |
|-----------|-------|-----------------|---------|-----------------------|-------------|---------|
| NVNT | 1-DH1 | 2402 | Ant1 | -4.771 | 21 | Pass |
| NVNT | 1-DH1 | 2441 | Ant1 | -5.419 | 21 | Pass |
| NVNT | 1-DH1 | 2480 | Ant1 | -5.443 | 21 | Pass |
| NVNT | 2-DH1 | 2402 | Ant1 | -3.846 | 21 | Pass |
| NVNT | 2-DH1 | 2441 | Ant1 | -4.519 | 21 | Pass |
| NVNT | 2-DH1 | 2480 | Ant1 | -4.416 | 21 | Pass |

Test Graphs

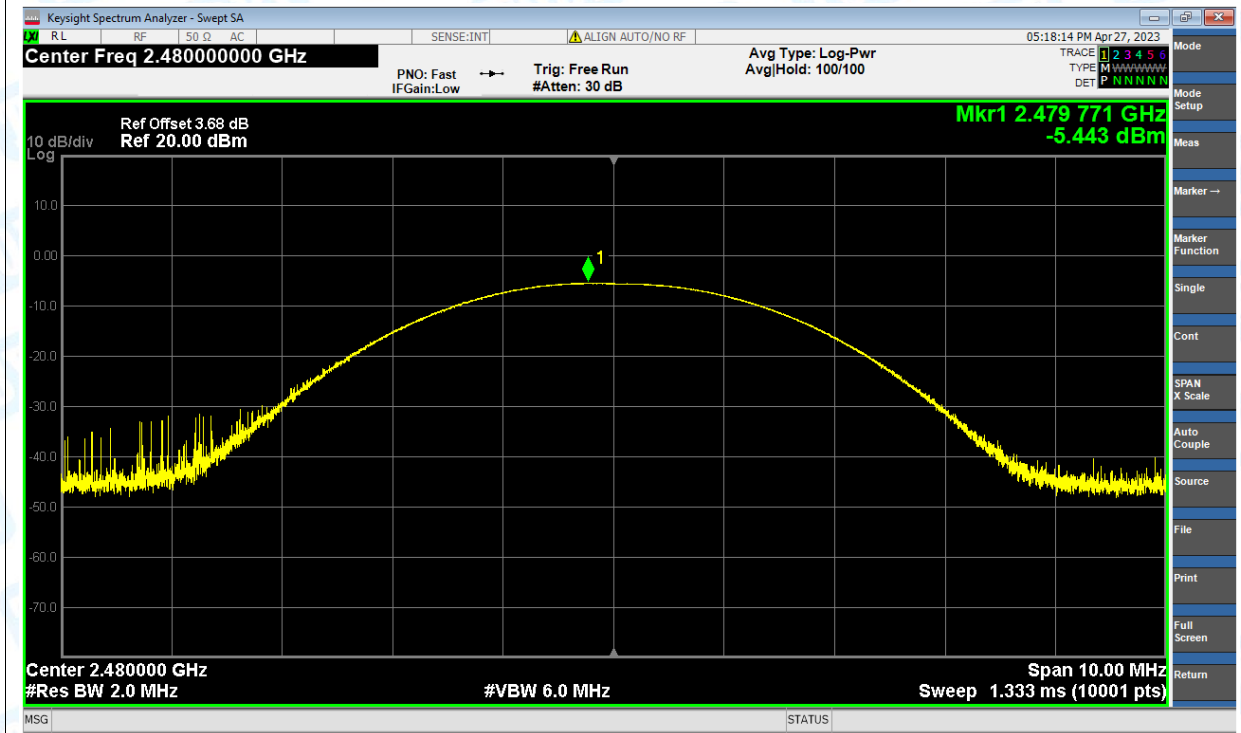
Power NVNT 1-DH1 2402MHz Ant1



Power NVNT 1-DH1 2441MHz Ant1



Power NVNT 1-DH1 2480MHz Ant1



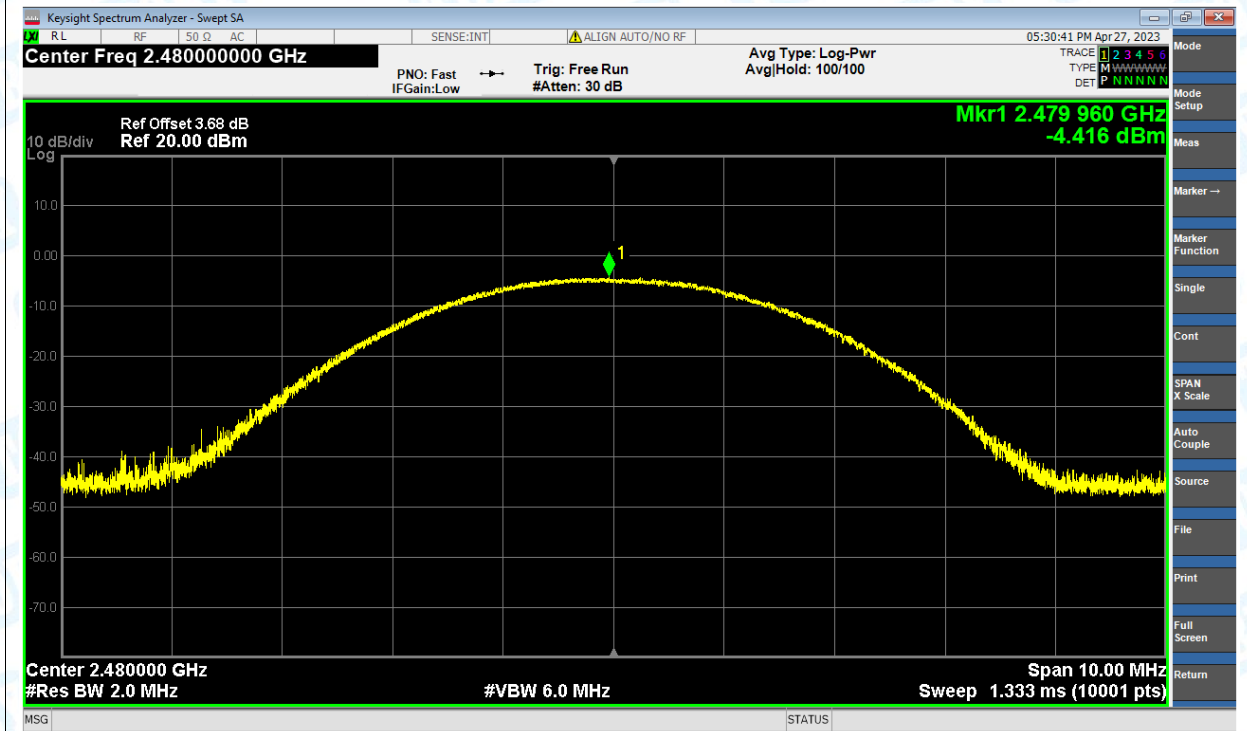
Power NVNT 2-DH1 2402MHz Ant1



Power NVNT 2-DH1 2441MHz Ant1



Power NVNT 2-DH1 2480MHz Ant1

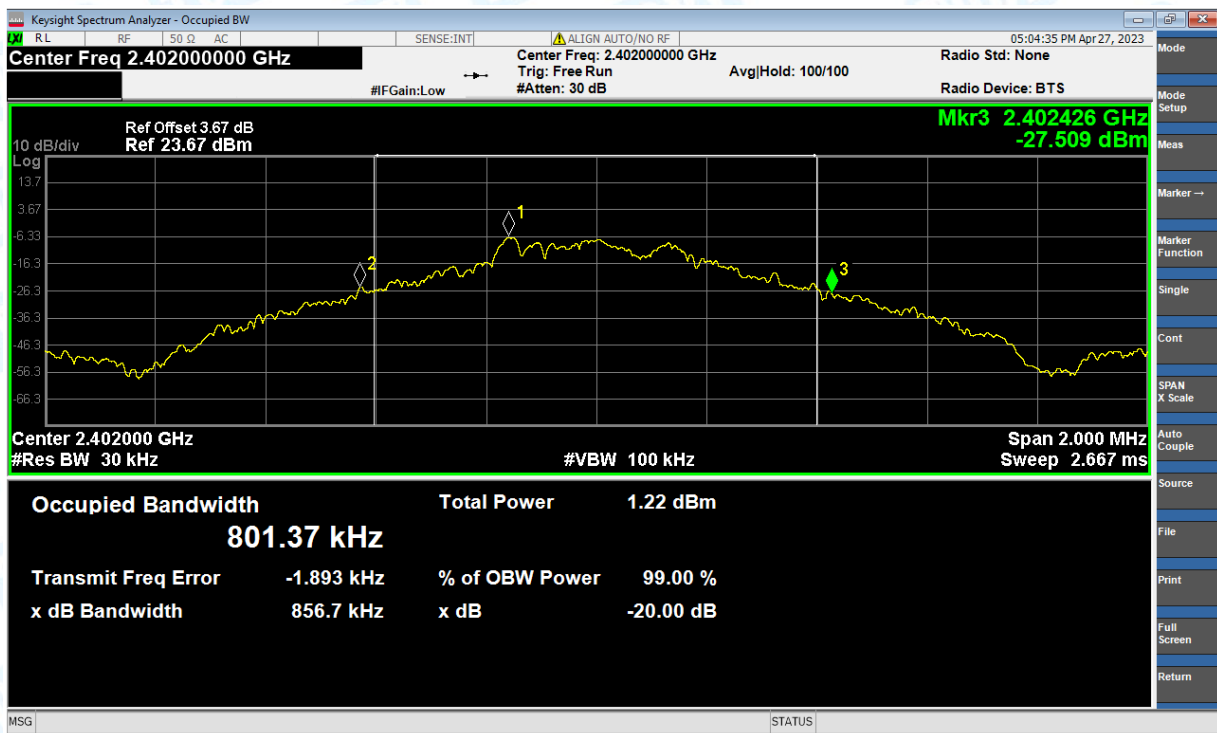


3. -20dB Bandwidth

| Condition | Mode | Frequency (MHz) | Antenna | -20 dB Bandwidth (MHz) | Limit -20 dB Bandwidth (MHz) | Verdict |
|-----------|-------|-----------------|---------|------------------------|------------------------------|---------|
| NVNT | 1-DH1 | 2402 | Ant1 | 0.86 | 0 | Pass |
| NVNT | 1-DH1 | 2441 | Ant1 | 0.86 | 0 | Pass |
| NVNT | 1-DH1 | 2480 | Ant1 | 0.88 | 0 | Pass |
| NVNT | 2-DH1 | 2402 | Ant1 | 1.24 | 0 | Pass |
| NVNT | 2-DH1 | 2441 | Ant1 | 1.21 | 0 | Pass |
| NVNT | 2-DH1 | 2480 | Ant1 | 1.23 | 0 | Pass |

Test Graphs

-20dB Bandwidth NVNT 1-DH1 2402MHz Ant1



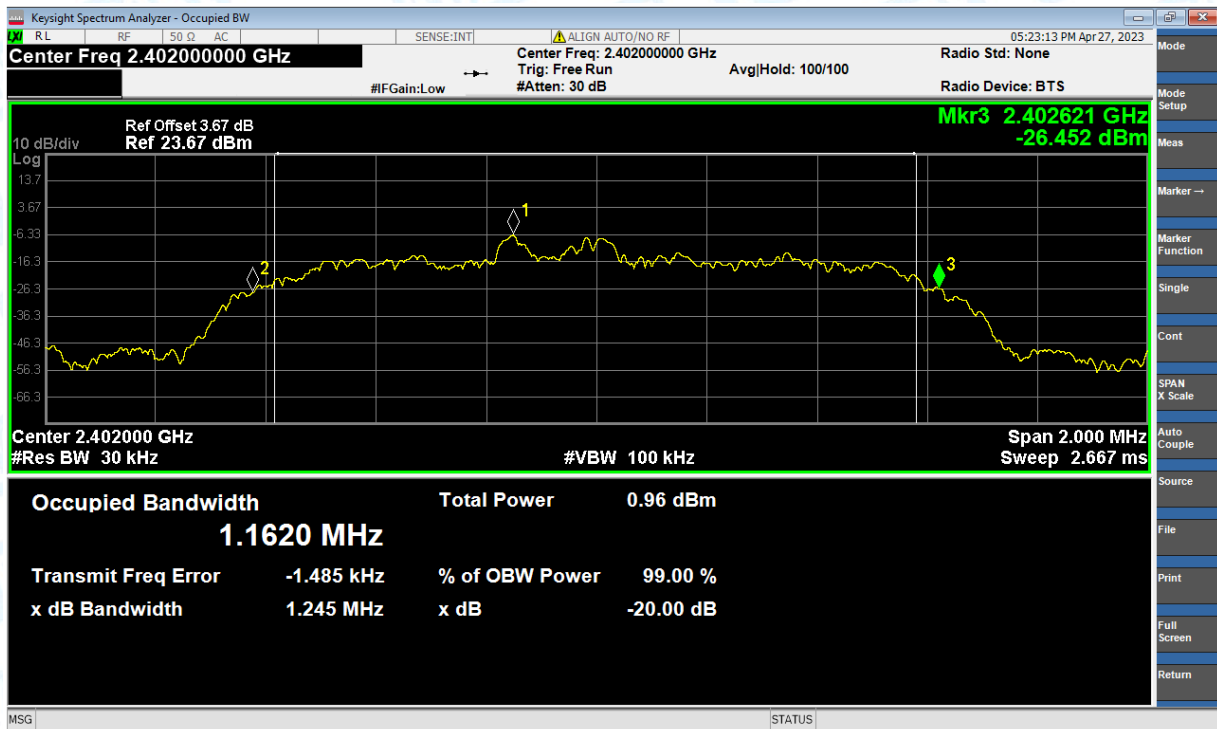
-20dB Bandwidth NVNT 1-DH1 2441MHz Ant1



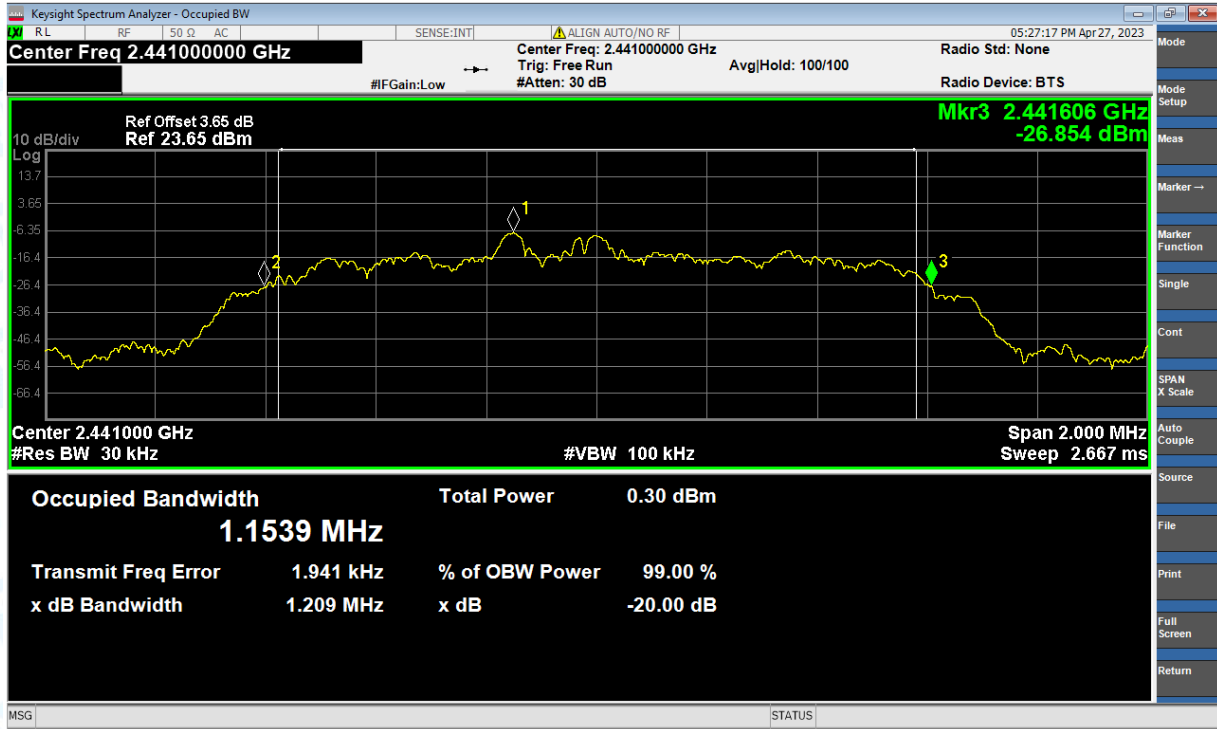
-20dB Bandwidth NVNT 1-DH1 2480MHz Ant1



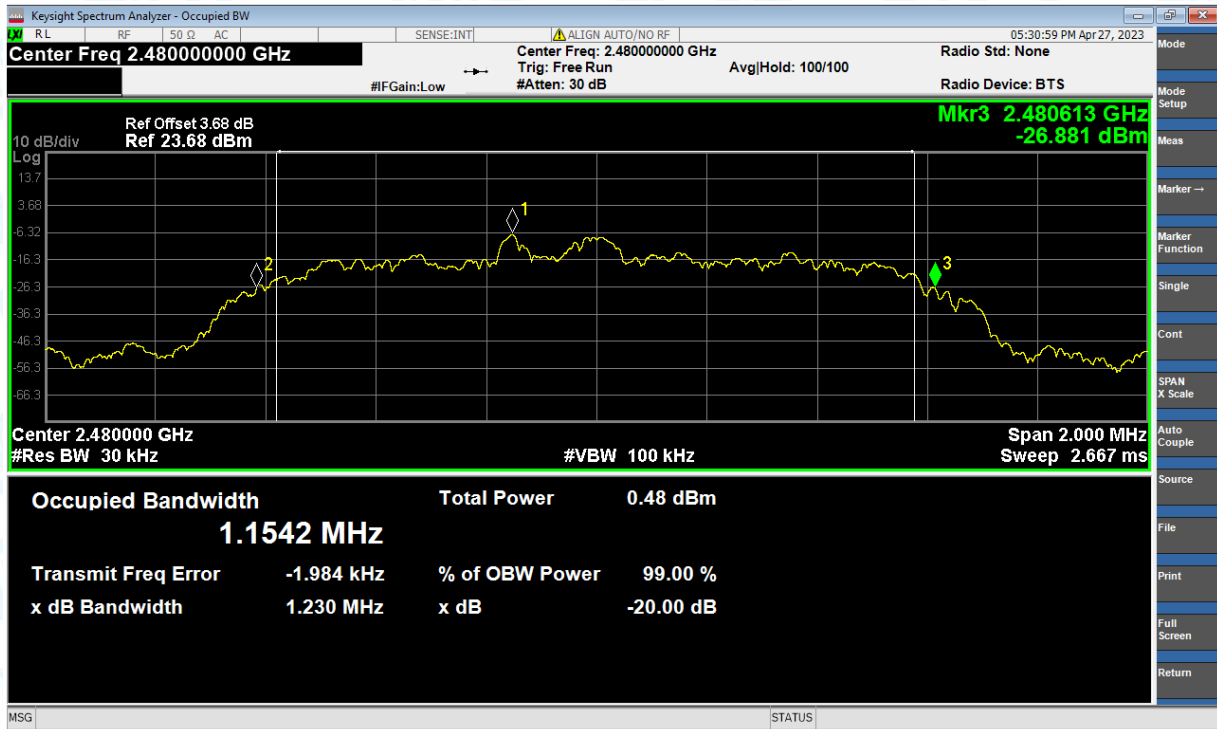
-20dB Bandwidth NVNT 2-DH1 2402MHz Ant1



-20dB Bandwidth NVNT 2-DH1 2441MHz Ant1



-20dB Bandwidth NVNT 2-DH1 2480MHz Ant1



4. Occupied Channel Bandwidth

| Condition | Mode | Frequency (MHz) | Antenna | 99% OBW (MHz) |
|-----------|-------|-----------------|---------|---------------|
| NVNT | 1-DH1 | 2402 | Ant1 | 0.86 |
| NVNT | 1-DH1 | 2441 | Ant1 | 0.825 |
| NVNT | 1-DH1 | 2480 | Ant1 | 0.802 |
| NVNT | 2-DH1 | 2402 | Ant1 | 1.17 |
| NVNT | 2-DH1 | 2441 | Ant1 | 1.179 |
| NVNT | 2-DH1 | 2480 | Ant1 | 1.175 |