



All-in-one Computer User ' s Manual

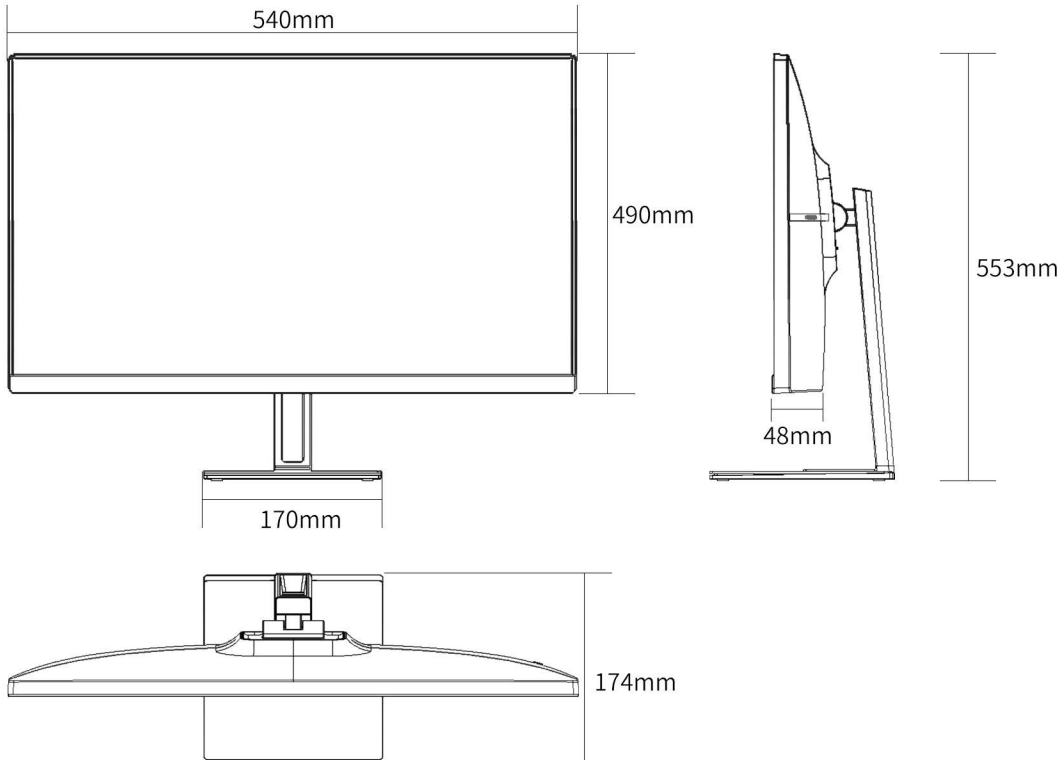
Table of contents

Page 3-4	Tech specs
Page 4	Product size chart
Page 5-6	User instructions
Page 7-8	Basic operation instructions
Page 9	Warranty regulations

Tech specs

Processor	Intel Core i5-4310M Processors	2.5GHZ-3.1GHZ
Software	Windows 10 (64 bit)	
BIOS	AMI Source Code	
Memory Type	DDR3 -1866/1600MHZ	
Display	23.8_inch	1920*1080p
Graphics	Intel® UHD Graphics 4600	
Hard drive size	Solid state drive (SSD) options: 256GB	
Graphics Engine	DirectX 12.0, OpenGL 4.3, OpenCL 2.0	
Wireless	802.11 ac wifi wireless networking;IEEE 802.11 a/b/g/n compatible bluetooth 4.2 wireless technology.	
Interface	1 x RJ45	
USB	2 x USB 3.0, 4 x USB 2.0	
Display	1 x HDMI, 1 x VGA	
Audio	1 x MIC-IN, 1 x AUDIO-OUT	
SATA	1 x 2.5" SATA	
mSATA	1xmSATA for SSD	
Auto Power On	Power Activated Automatically Start	
Operation System	Windows 10 (64 bit) Supported Linux	
Package Dimension	23.50 x 18.6 x 6.5 inches	
Weight	13.6 lbs	
Mounting (Optional)	Desk/Wall Mounting and VESA Mounting Kit	

Product size chart



User instructions

Please read this manual before operating the product. The manual should be kept for future reference.

note :

1. Any changes or modifications not approved by the authority may prevent users from operating and repairing this product.
2. In order to comply with the radiation limit, shielded signal cables and AC power cables must be used.
3. Preedip is not responsible for any radio or electrical interference caused by unapproved modifications, and correction of such interference is the responsibility of the user.

warning :

In order to prevent fire or explosion, do not expose the product to rain or humid environment. There is dangerous high voltage inside the product. Do not open the shell. If you need to repair it, you should seek professional maintenance personnel.

Precaution :

- Do not allow the product to be near water sources, such as bathrooms, dishwashers, kitchens, washing machines, swimming pools, and wet basements.
- Do not place the product on an unstable car, chair, or table. If the product falls, it will harm the user and may cause the loss of the equipment. Please refer to the manufacturer or supplier' s recommendations for the placement of the car or chair. If the product is fixed on a wall or shelf, the fixed installation must be approved by the manufacturer and installed in strict accordance with the procedure.
- There are many long and narrow openings on the upper and lower parts of the back shell for ventilation. In order to ensure the continuous operation of the product without overheating, these vents cannot be blocked or covered, so the product cannot be placed on a bed, sofa, blanket or similar On the surface of the radiator or heat source, it cannot be placed in a bookcase or box unless ventilation is ensured.

- Do not put foreign objects into the machine, it can cause a short circuit and cause fire or electric shock.
- Do not open the back shell to avoid high pressure or other dangers. If there is a fault, please contact the after-sales service personnel directly.

Special considerations :

The following problems may appear is normal, and does not mean that there is a problem with the product:

- Due to the characteristics of the product, the screen may flicker the first time it is used, please turn it off and on again to ensure that the screen does not flicker.
- When you use different desktop patterns, the screen brightness may be slightly uneven.
- The effective pixels of the screen reach or exceed 99.99%, but 0.01% or less of the pixels are lost or the brightness is lost when displayed.
- Due to the characteristics of the product, when the same cap image is displayed for a long time and then the image is switched, the previous afterimage may continue to be retained. In this case, the screen will slowly recover through the image change or several hours later Turn off the power.
- When the screen turns black, flickers or cannot be illuminated, please contact the dealer or service center to replace the relevant parts. Never replace it yourself!

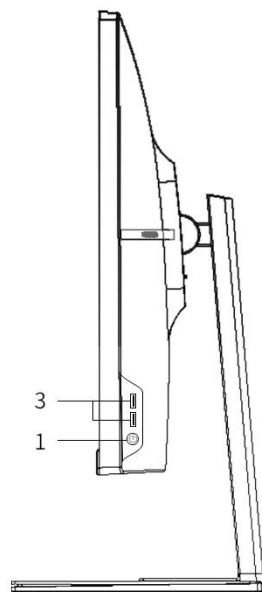
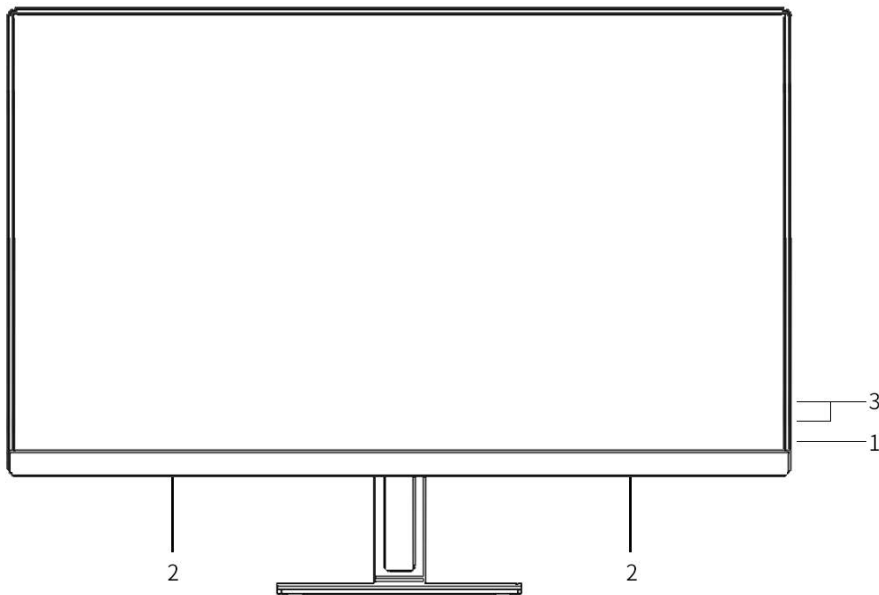
Instructions before use :

Special certificate

- The WINDOWS display screen is clear and bright
- Resolution 1920*1080@60Hz
- Ergonomics design
- Compact design, saving space
- Slim and fashionable appearance, saving space, plug and play

Basic operation instructions

General description



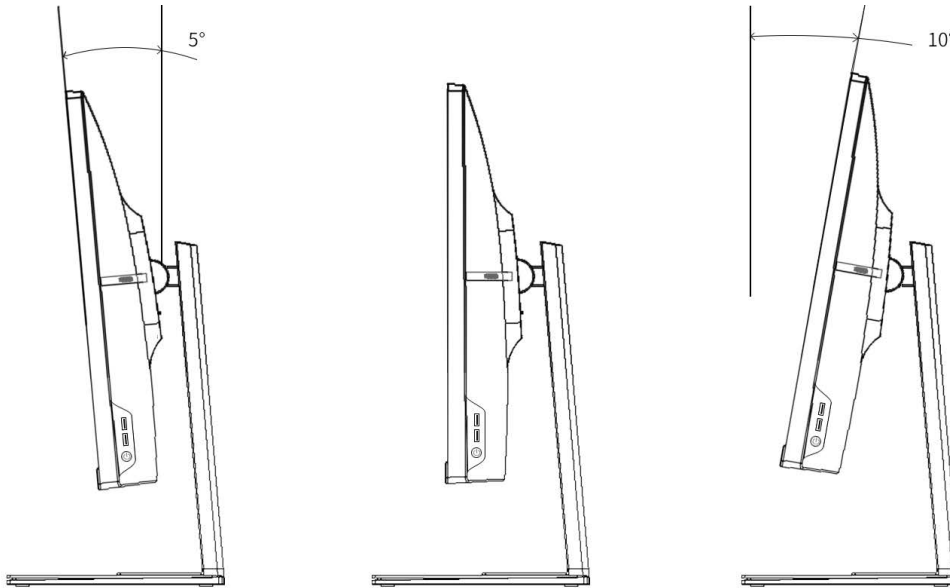
Power switch Press this switch to turn on or off the computer

2.5W high-fidelity speakers 2.5W high-fidelity speakers are convenient for you to get more audio-visual effects when watching videos or listening to music

USB2.0 connection port The USB2.0 connection port can connect devices that are suitable for USB2.0 specifications, such as keyboards, cameras, printers, scanners, and mobile storage devices.

Adjust perspective

- The ideal viewing angle is recommended to face the product, and then adjust the angle of the product according to your requirements.
- When you adjust the angle of the product, press the base to adjust the middle position of the front frame.
- You can adjust the elevation angle of the product from -5° to 10° .



Warranty regulations

software We provide systems and installation tutorials to guide customers to install. No warranty service

Hardware

Appearance:

non-product design defect quality problem, unconditional exchange service within 30 days

Other accessories:

Power adapter: guarantee one year for functional problems;

HDMI cable : one year guarantee for functional problems

Motherboard : 1 year warranty, CPU warranty (2.5 years)

<https://www.ipreedip.com/>

English. 08/2020. Rev. 1

FCC Requirement

Any changes or modifications not expressly approved by the party responsible for compliance could void the user's authority to operate the equipment.

This device complies with Part 15 of the FCC Rules. Operation is subject to the following two conditions:

- (1) this device may not cause harmful interference, and
- (2) this device must accept any interference received, including interference that may cause undesired operation.

Note: This equipment has been tested and found to comply with the limits for a Class B digital device, pursuant to Part 15 of the FCC Rules. These limits are designed to provide reasonable protection against harmful interference in a residential installation. This equipment generates, uses, and can radiate radio frequency energy, and if not installed and used in accordance with the instructions, may cause harmful interference to radio communications. However, there is no guarantee that interference will not occur in a particular installation. If this equipment does cause harmful interference to radio or television reception, which can be determined by turning the equipment off and on, the user is encouraged to try to correct the interference by one or more of the following measures:

- Reorient or relocate the receiving antenna.
- Increase the separation between the equipment and receiver.
- Connect the equipment into an outlet on a circuit different from that to which the receiver is connected.
- Consult the dealer or an experienced radio/TV technician for help.

This equipment complies with FCC radiation exposure limits set forth for an uncontrolled environment. This equipment should be installed and operated with a minimum distance of 20cm between the radiator & your body. This transmitter must not be co-located or operating in conjunction with any other antenna or transmitter.