

HX-D015

D015 WIFI led controller for LED RGB Strips

Controller adopts the most advanced PWM (Pulse Width Modulation) digital control technology, it is used for controlling constant voltage LED RGB lamps. For instance, point source of light, flexible light strip, led modules, led strings and so on. Can be controlled by both RF 2.4GHz remote control and WIFI APP, the WIFI control technology powered by Tuya.



Product Features

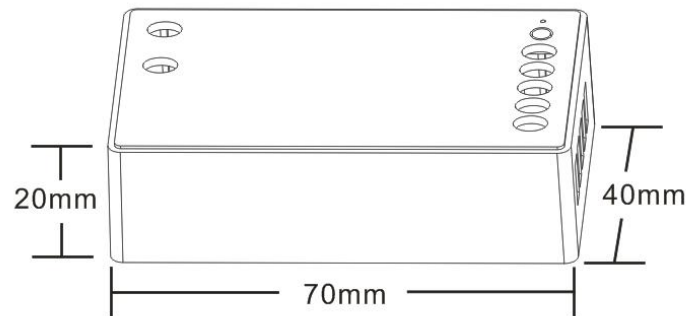
- Short-circuit protection.
- DC12-24V, four channels output, Max. load current: 3CH*5A; Max. load power: 180W/12V; 360W/24V.
- RF remote control is optional, 3 compatible remote controls for options.
- WIFI technology powered by Tuya, And compatible with voice control via Amazon Alexa, Google Assistant, Yandex Alice and so on..
- Memory function, each time power-on reserve the mode which stop in the last power-off.
- Warranty of this product is three years, exclude the artificial situation of damaged or overload working.

Technical Parameters

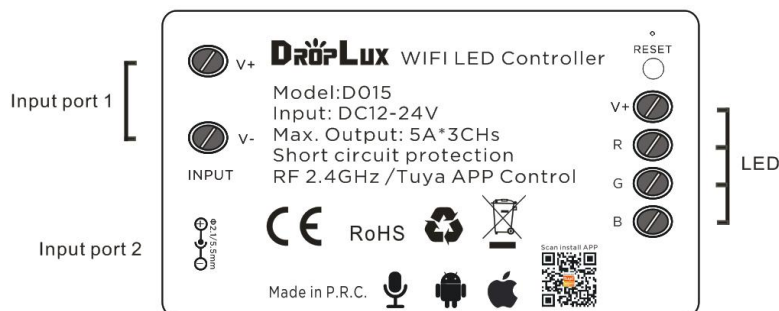
Controller

Working temperature	-20-60℃	Supply voltage	DC12V-24V
Static power consumption	<1W	Connecting mode	Common anode
Grayscale	1024 levels	Speed stage	100 levels
External dimension	L70*W40*H20 mm	Packing size	L95*W47*H33mm
Net weight	65g	Gross weight	80g
RF frequency	2.4GHz	RF distance	≤20m
Short circuit protection	Yes	Memory function	Yes
Output	3 channels	Output current	≤5A(each channel)
PWM frequency	1.95KHz	Max. Output power	12V:<180W, 24V:<360W

Dimensions



Interface Specifications



Direction for use

1) **WIFI controlled by Tuya Application to achieve smart control like group control, scene control, timer control, music control and so on.**

Scan QR code from controller to download Tuya application:  (Tuya).

Long pressing “Reset” button on controller and hold for 5 seconds until the loading LEDs flashing to start the connection with Tuya APP. Please read operation instruction of App, or following the pop-up prompt message with the APP, to finish the rest connection operation.

And compatible with voice control via Amazon Alexa, Google Assistant, Yandex Alice and so on.

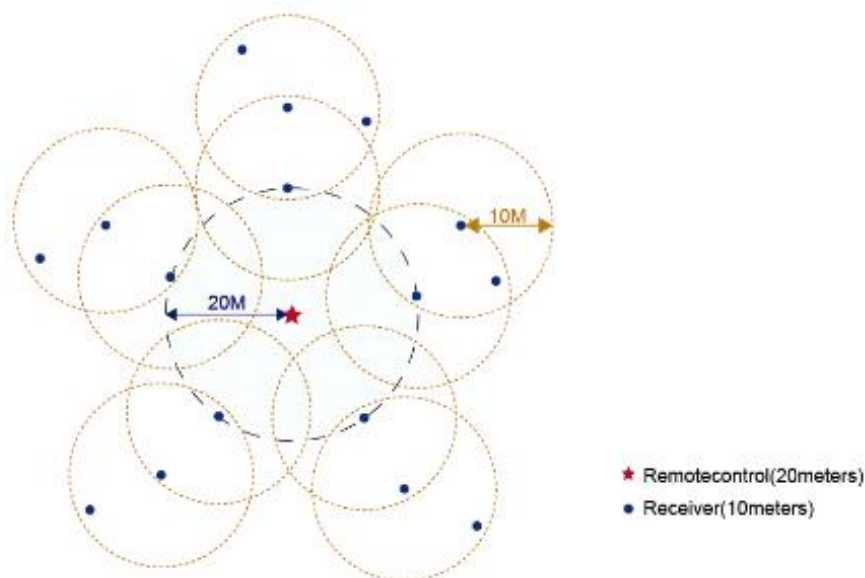
2) Remote controlled by RF 2.4GHz remote control as below:

Option 1	Option 2	Option 3
		
SWC-RGB-2.4G	RFBK-RGB-2.4G(RGB function)	HWP86-RGB-2.4G

Please pair the WIFI controller to remote control before using. The operation instruction and functions can be found from manuals of remote control.

Wireless-synchronization function under remote controlled type

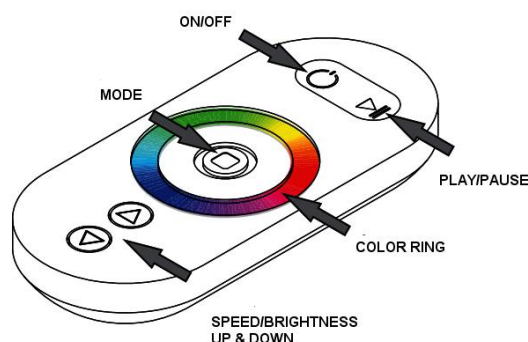
Receivers will transmit the control signals from the remote control and self-inspection the work statuses for each other, so multiple receivers can wireless-sync-work completely when be paired to the same one remote control, not only static mode but also dynamic mode, to achieve wired-like operation experience.



In order to achieve perfect wireless synchronization effect, please keep the distance between receivers within 10 meters as above show.

The function of each remote as below:

A. SWC-RGB-2.4G



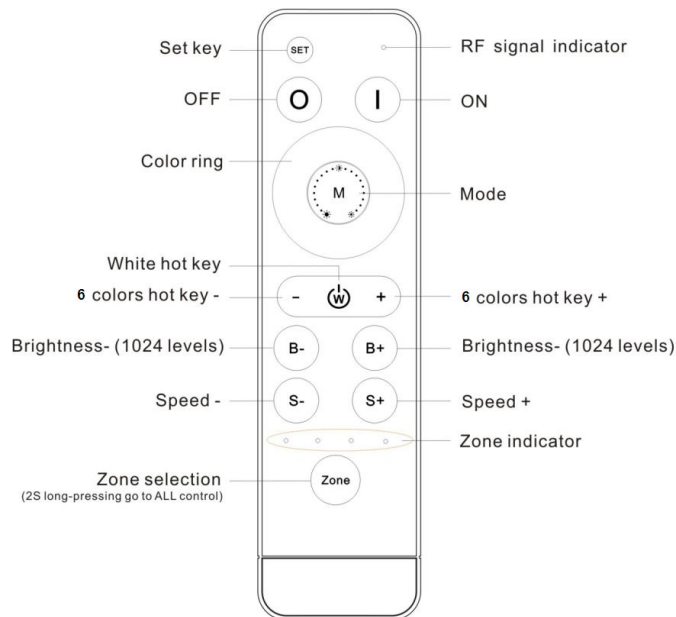
The function of each button as below:

Name of key	Instruction	Remarks
OFF	OFF in any time	
PAUSE	Pause/Run for dynamic modes	
Mode	The mode will go to next, when you touch the key each time	9 modes in total
Speed/Brightness +	The Speed/Brightness will +1, when touch the key each time	Speed for dynamic modes, Brightness for static modes
Speed/Brightness -	The Speed/Brightness will -1, when touch the key each time	
Color Ring	For static color selection	

9 modes in total as below:

No	Patterns	No	Patterns
1	Static white	6	Seven-color gradient changing
2	White breath	7	R/G cross fade
3	Three-color jump changing	8	R/B cross fade
4	Seven-color jump changing	9	G/B cross fade
5	Three-color gradient changing		

B. RFBK-RGB-2.4G(RGB function)

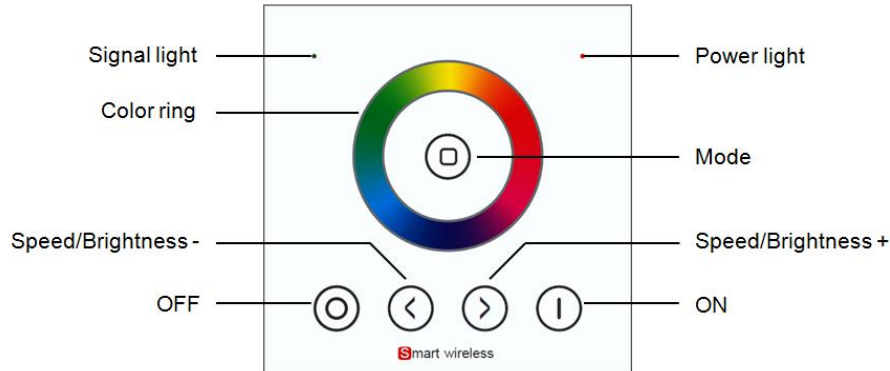


Name	Description
SET	Nonfunctional.
I	Turn on.
O	Turn off.
Color ring	Static color options, 64 colors in total.
M	Dynamic modes, 8 modes in total.
W	White on/off hot key.
-	6 static colors (cyan, purple, yellow, blue, green, red).
+	6 static colors (red, green, blue, yellow, purple, cyan).
B-	Brightness – for static colors by 1024 levels. Long-press get fast adjusting.
B+	Brightness + for static colors by 1024 levels. Long-press get fast adjusting.
S-	Speed down for dynamic mode (100 levels). Long-press get fast adjusting.
S+	Speed up for dynamic mode (100 levels). Long-press get fast adjusting.
Zone	Zone selection, 2 seconds long-press get “all-control”.

8 dynamic modes as below:

No	Patterns	Remarks	No	Patterns	Remarks
1	White breathe	Speed is adjustable, brightness is unadjustable	5	7 color fade	Speed is adjustable, brightness is unadjustable
2	3 color jumpy		6	R/G cross fade	
3	7 color jumpy		7	R/B cross fade	
4	3 color fade		8	G/B cross fade	

C. HWP86-RGB-2.4G



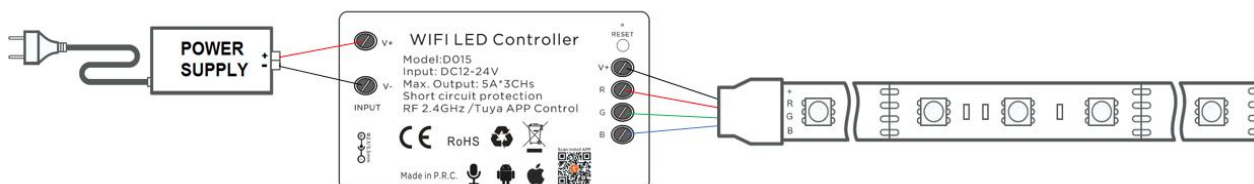
The function of each button as below:

Name of key	Instruction	Remarks
OFF	OFF in any time	
ON	ON in any time	
Mode	The mode will go to next, when you touch the key each time	9 modes in total.
Speed/Brightness +	The Speed/Brightness will +1, when touch the key each time	Speed for dynamic modes, Brightness for static modes .
Speed/Brightness -	The Speed/Brightness will -1, when touch the key each time	
Color Ring	For static color selection	

9 modes in total as below:

No	Patterns	No	Patterns
1	Static white	6	Seven-color gradient changing
2	White breath	7	R/G cross fade
3	Three-color jump changing	8	R/B cross fade
4	Seven-color jump changing	9	G/B cross fade
5	Three-color gradient changing		

Typical Applications



Product information for placing order

Product name	Item number
D015 series WIFI led controller for RGB	WIFI controller: D015 Remote control(optional): HX-SWC-RGB-2.4G HX-RFBK-RGB-2.4G HX-HWP86-RGB-2.4G

FCC WARNING

This device complies with part 15 of the FCC Rules. Operation is subject to the following two conditions: (1) this device may not cause harmful interference, and (2) this device must accept any interference received, including interference that may cause undesired operation.

Any changes or modifications not expressly approved by the party responsible for compliance could void the user's authority to operate the equipment.

NOTE: This equipment has been tested and found to comply with the limits for a Class B digital device, pursuant to Part 15 of the FCC Rules. These limits are designed to provide reasonable protection against harmful interference in a residential installation. This equipment generates, uses and can radiate radio frequency energy and, if not installed and used in accordance with the instructions, may cause harmful interference to radio communications. However, there is no guarantee that interference will not occur in a particular installation.

If this equipment does cause harmful interference to radio or television reception, which can be determined by turning the equipment off and on, the user is encouraged to try to correct the interference by one or more of the following measures:

- Reorient or relocate the receiving antenna.
- Increase the separation between the equipment and receiver.
- Connect the equipment into an outlet on a circuit different from that to which the receiver is connected.
- Consult the dealer or an experienced radio/TV technician for help.

To maintain compliance with FCC's RF Exposure guidelines, This equipment should be installed and operated with minimum distance between 20cm the radiator your body: Use only the supplied antenna.