

# Testing Report

Customer Name: Xiamen Hanin Electronic Technology Co.,Ltd.


Product Name: WIFI Antenna

Sample Model: Antenna for 2.4G application

Reference Standard: *GB/T 9410-2008; ANSI/IEEE Std 149-2021*

Issue Date: 2022.10.26

Engineer: Jackson	Date: 2022.10.24
Auditor: Eason	Date: 2022.10.26
Approver: Janson	Date: 2022.10.26



## Version

Version No.	Date	Description	Formulate	Approval
A0	2022.10.26	For the first time, formulate	Jackson	Eason

## Contents

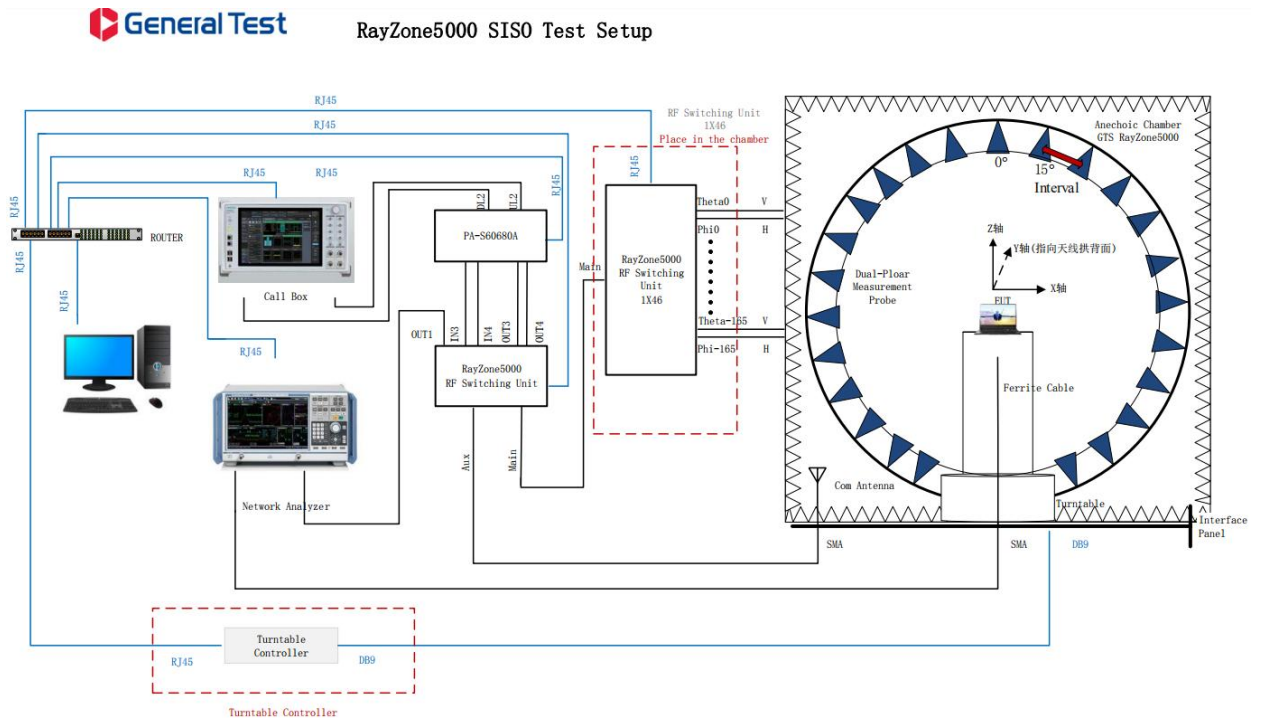
1.General Information .....	3
1.1 General information of testing institutions .....	3
1.2 Testing principle .....	3
1.3 Test equipment .....	4
1.4 Test environment .....	4
1.5 Statement .....	4
2.Sample Information .....	5
2.1 Client information .....	5
2.2 Description of EUT(S) .....	5
2.3 EUT appearance .....	6
2.4 DUT setup photo of free space OTA testing .....	6
3.Test Results .....	7
3.1 Test standard .....	7
3.2 Test uncertainty .....	7
3.3 Test data .....	8
3.3.1 S11 parameters .....	8
3.3.2 VSWR data .....	8
3.3.3 Typical free space efficiency and gain .....	8
3.3.4 Typical free space radiation pattern .....	9
(The following is blank) .....	10

# 1. General Information

## 1.1 General information of testing institutions

<b>Name</b>	Shenzhen RFI-LAB Communication Technology Co., Ltd.
<b>Address</b>	10/F A, Lingyun Bld, Liufang Road, Baoan District, Shenzhen
<b>Tel</b>	13631623357
<b>E-mail</b>	liss@tech-now.com
<b>Equipment</b>	All the equipment used in the report is fixed in Zone B, West Side of 1/F, Building 1, Tingwei Industrial Park, No.6 Liufang Road, Bao 'an District, Shenzhen

## 1.2 Testing principle



### 1.3 Test equipment

Equipment	Model No.	Serial No.	Manufacturer	Calibration date	Next calibration date
OTA Test System	RayZone-5000	RFI-LAB-RF-D00	GTS	2021.3.15	2023.3.14
Network Analyzer	E5071C	RFI-LAB-RF-D01	KEYSIGHT	2022.5.13	2023.5.12
Network Analyzer	E5071C	RFI-LAB-RF-C02	KEYSIGHT	2022.5.13	2023.5.12

### 1.4 Test environment

Temperature	24.2°C
Humidity	59%RH
Pressure	100.13kPa

### 1.5 Statement

- (1) The test results in the report are only applicable to the tested samples and the tested samples work under the environment described in the report.
- (2) Only Shenzhen RFI-LAB Communication Technology Co., Ltd. have the right to modify the report, and the modification information shall be annotated in the revision form.
- (3) Any objection to this report shall be raised within 30 days after formal confirmation of the report.
- (4) This report is invalid if there is any evidence that the sample information provided is falsified.
- (5) The report is invalid without the signature of the auditor and approver.

## 2. Sample Information



### 2.1 Client information

<b>Name</b>	Xiamen Hanin Electronic Technology Co.,Ltd.
<b>Address</b>	Room 305A, Angye Building, Pioneering Park, Torch High-tech, Zone, Xiamen
<b>Contacts</b>	/
<b>Tel</b>	/
<b>E-mail</b>	/

### 2.2 Description of EUT(S)


<b>Product Name</b>	WIFI Antenna
<b>Sample Model</b>	Antenna for 2.4G application
<b>Antenna Size</b>	50.4*8.05mm
<b>Antenna Type</b>	FPC antenna
<b>Serial No.</b>	/
<b>Test Item</b>	VSWR; Antenna gain; Efficiency; Radiation pattern
<b>Frequency Range</b>	2400-2500MHz
<b>Received Date</b>	2022.10.21
<b>Test Date</b>	2022.10.24
<b>Remark</b>	The length of the RF cable is 150mm

### 2.3 EUT appearance

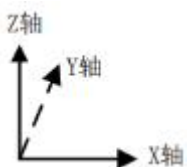



### 2.4 DUT setup photo of free space OTA testing

Planform



Front view



## 3. Test Results

### 3.1 Test standard

Name	Parameter	Method	Standard no.
Mobile communication antenna	Antenna gain	Generic specification for antennas used in the mobile communications	GB/T 9410-2008
	Radiation pattern		
	VSWR		
Antenna	Gain and directivity	IEEE Standard Test Procedures for Antennas	ANSI/IEEE Std 149-2021
	Radiation efficiency		

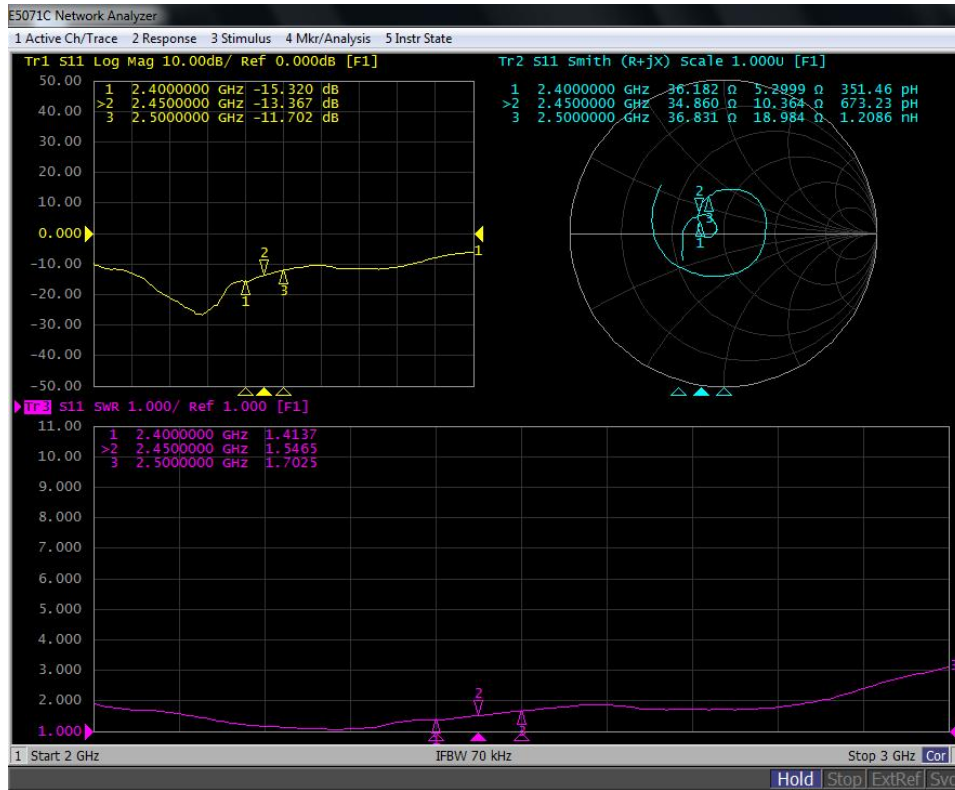
### 3.2 Test uncertainty

The uncertainty was calculated on the basis of the GUM published by ISO, using the inclusion factor of  $K=2$  and the 95% confidence level to express the extended uncertainty.

Item	Uncertainty
VSWR	$\pm 0.3$
Antenna gain	$\pm 1\text{dB}$
Radiation efficiency	$\pm 10\%$

### 3.3 Test data

#### 3.3.1 S11 parameters



#### 3.3.2 VSWR data

Frequency/MHz	2400	2450	2500
VSWR	1.4137	1.5465	1.7025

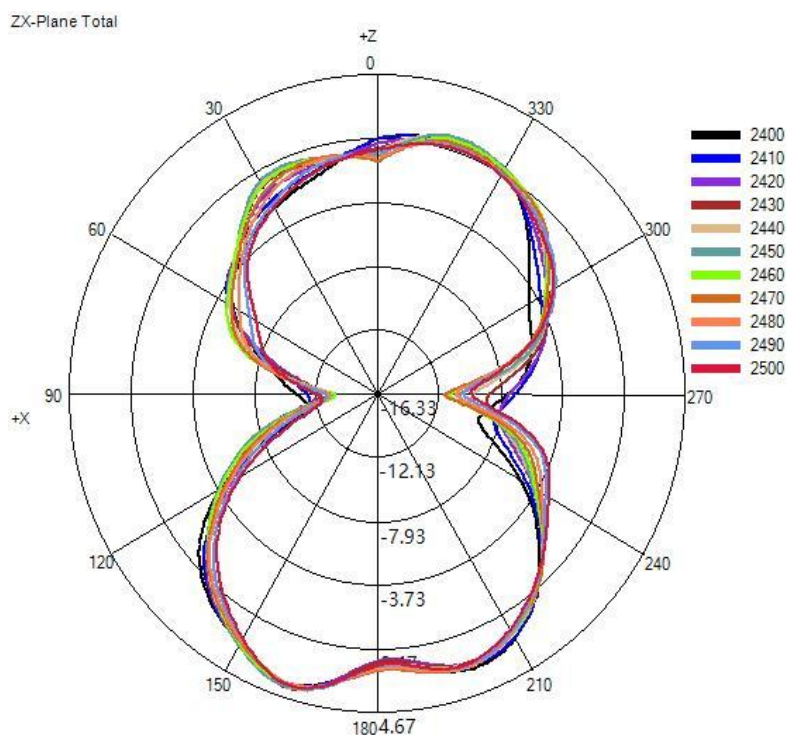
#### 3.3.3 Typical free space efficiency and gain

Frequency/MHz	2400	2410	2420	2430	2440	2450	2460	2470	2480	2490	2500
Peak Gain/dBi	4.23	4.20	4.29	4.39	4.41	4.52	4.58	4.65	4.61	4.58	4.53
Efficiency/%	67.72	66.92	66.12	66.14	66.78	67.97	67.28	66.69	65.28	63.96	62.77

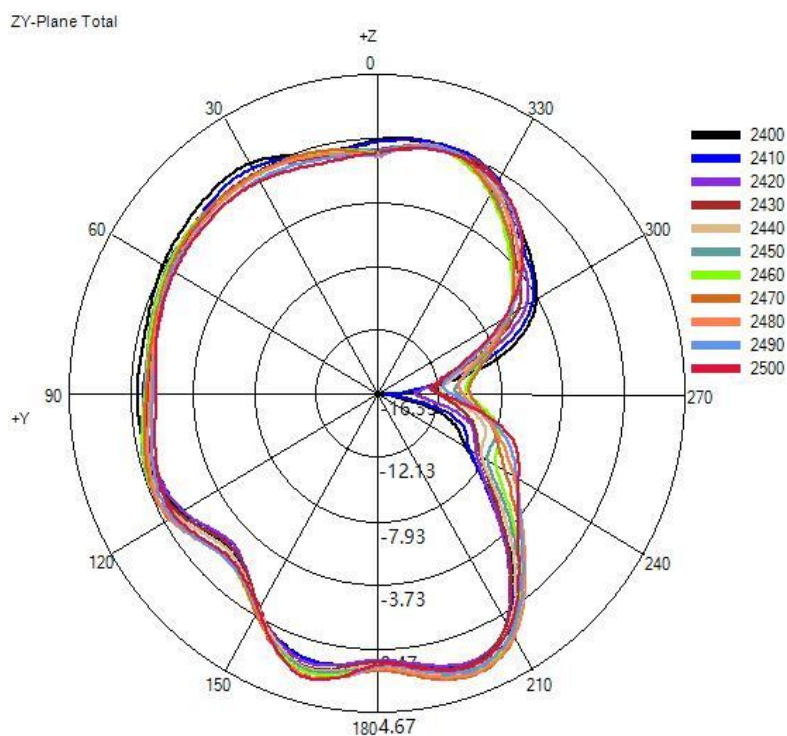


### 3.3.4 Typical free space radiation pattern

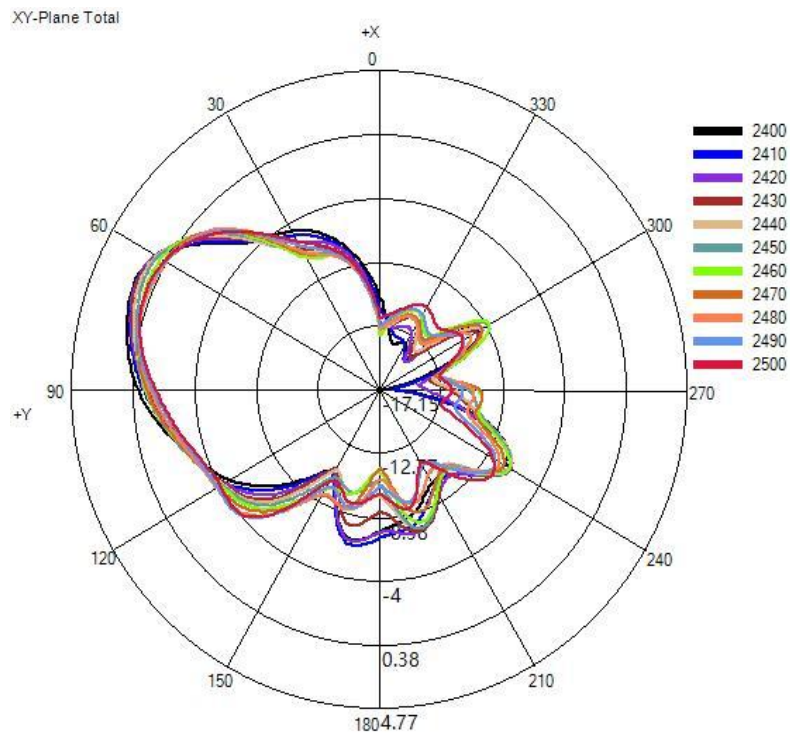
(1) X-Z Plane:



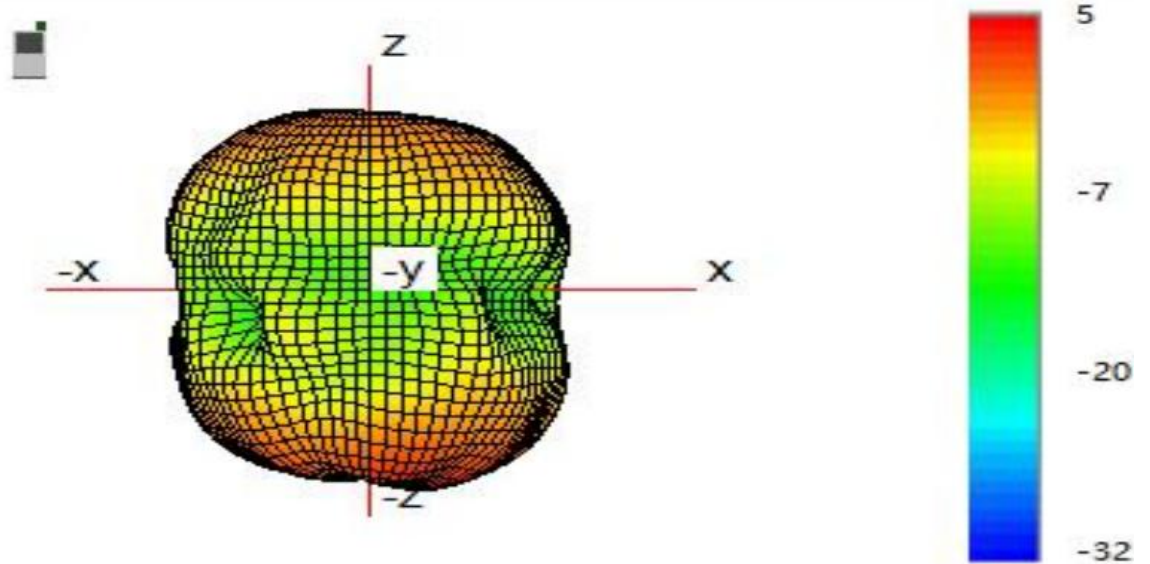
(2) Y-Z Plane:



(3) X-Y Plane:



(4) Typical Free Space 3D Radiation Pattern at 2.45GHz:



-----  
End

(The following is blank)