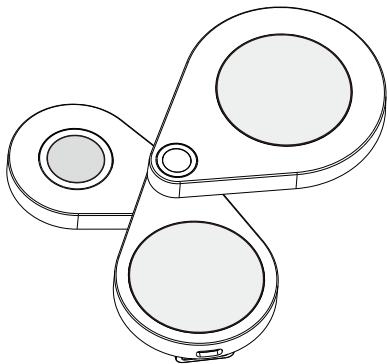


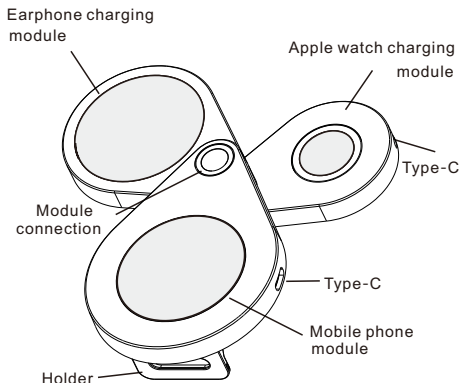
Wireless Charger User Manual



Before using product, please read this manual carefully and keep it properly.

Product introduction

This product is a multi-function, 360 degree rotation, with magnetic suction wireless charger, simple design, safe use, portable, can charging multiple devices at the same time , also be split into three modules used alone.



Usage introduction

1.Rotate open the wireless charger,raise the holder and put the wireless charger in a suitable position.

2.Connect the charging line,turn on the power (it is recommended to use the QC2.0-QC3.0 or PD adapter, otherwise the fast charging function cannot be achieved),The charger starts working.

3.This product mobile phone charging area and watch charging area are equipped with magnetic suction function, which can be automatically calibrated to ensure that the charging device is aligned with the charging area of the wireless charger. Put the device with wireless charging function on the corresponding position of the wireless charger. When the wireless charger is in normal working state, the device will show normal charging.

4.This product can also be divided into three modules for separate use, each module is equipped with Type-C interface, independent power supply.

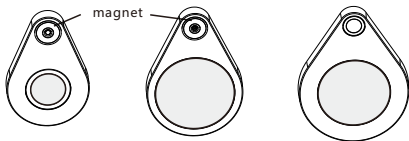
Special remind

1.To ensure that three devices are charging at the same time in more safer and efficient,you need to use a 9V/3A adapter with a quick charge cable, such as a mobile phone quick charge power up to 15W, you need to use the mobile phone charging module port is powered with 9V/3A or 12V/2.5A adapter quick charge cable.

2.Please keep the magnet cleaning at the connection of the module at use the wireless charger to charge the mobile device of no dust or dirt and other foreign bodies, avoid interfering with the normal work of the wireless charger.

3.If the charger can not be worked normally,please follow the following method for detection:

- ①.Cut off electric power then connect the charging cable ;
- ②.Check whether there are foreign bodies, dust, dirt, etc on the magnet at the connection of the module. Clean it up and reconnect it;
- ③.Replace the adapter and cable then reconnect;
- ④.If you still can't solve the problem, please contact the salesperson.



Apple watch
charging module

Earphone charging
module

Mobile phone module

Basic parameters

Product Model:CR-025

Input:cellphone:9V/3A 12V/2.5A

earphone:5V/2A Apple watch:5V/1A

Output:cellphone:5W/7.5W/10W/15W

earphone:5W Apple watch:3W

Charging frequency: 110KHz~205KHz

Transmission distance: ≤6mm

Operating temperature: 0°C~+40°C

Conversion rate:76%

Charging cable length: ≈1m

Applicable model: wireless charging phone with Qi standard

Certification: CE | FCC | RoHS |  

Attention

- Please operate in strict accordance with the instructions and Line disassembly decomposition or transformation, such as illegal operation caused by the adverse consequences of the company .shall not be liable for any.
- Please make sure there is no metallic foreign objects between the phone and the charger.
- It is recommended to use an adapter power supply with QC3.0/QC 2.0/PD or other compatible power supply that complies with international safety standards.
- Do not crush or collide violently.
- Do not disassemble or modify it yourself.
- Do not place the product near fire or into the water.
- Do not use the wireless charger under severe heat, humidity or corrosive conditions to avoid damage to the circuit or have electric leakage.
- Do not place the magnetic or chip card (ID card, bank card, etc.) too close with the charger to avoid malfunction of the magnetic card.
- Keep the distance between the implanted medical device (cardiac pacemaker, implantable cochlear implant, etc.) and the wireless charger at least 20cm to avoid potential interference with medical equipment.
- Children should be supervised to ensure that they do not play wireless chargers as toys to avoid unnecessary accidents.Children should use this product under adult supervision.

FCC Statement

This equipment has been tested and found to comply with the limits for a Class B digital device, pursuant to part 15 of the FCC Rules. These limits are designed to provide reasonable protection against harmful interference in a residential installation. This equipment generates, uses and can radiate radio frequency energy and, if not installed and used in accordance with the instructions, may cause harmful interference to radio communications. However, there is no guarantee that interference will not occur in a particular installation. If this equipment does cause harmful interference to radio or television reception, which can be determined by turning the equipment off and on, the user is encouraged to try to correct the interference by one or more of the following measures:

- Reorient or relocate the receiving antenna.
- Increase the separation between the equipment and receiver.
- Connect the equipment into an outlet on a circuit different from that to which the receiver is connected.
- Consult the dealer or an experienced radio/TV technician for help.

Caution: Any changes or modifications to this device not explicitly approved by manufacturer could void your authority to operate this equipment.

This device complies with part 15 of the FCC Rules. Operation is subject to the following two conditions: (1) This device may not cause harmful interference, and (2) this device must accept any interference received, including interference that may cause undesired operation.

RF Exposure Information

This equipment complies with FCC radiation exposure limits set forth for an uncontrolled environment. This equipment should be installed and operated with minimum distance 20cm between the radiator and your body.

Warranty description

This product is valid for a period of twelve months from the date of purchase. Warranty service can be obtained at the point of purchase with the purchase record during the warranty period.

Products which exceed the warranty period can be paid for repair service at purchase point by order record.

This product's warranty does not apply to:

1. Products not produced by the our company;
2. Products not sold by the our company;
3. Product failure or damage caused by force majeure such as natural disasters (such as earthquakes, fires, etc.);
4. Due to human reasons (unauthorized disassembly, change of any components, incorrect installation, storage and use in accordance with the instructions, input of inappropriate voltage and current, etc.) cause product failure or damage;
5. The user unauthorized tampers and tears up the product barcode;
6. Equipment, parts have exceeded the warranty period.



Cut it down the dotted line and send it back to our customer service department.

Warranty Receipt

Warranty service is limited to the warranty period

User name: _____ TEL: _____

Address: _____ Email: _____

Purchase date: _____ Dealer: _____

Products Problem: _____

Shenzhen chengrui Technology Co.,Ltd.