

Section 1. Test Setup Photos

1.1 Radiated emissions test setup




Figure 1 - Radiated emissions below 1 GHz (0.03 – 1 GHz), front view, 3 meters distance.




Figure 2 - Radiated emissions below 1 GHz (0.03 – 1 GHz), rear view, 3 meters distance.




Figure 3 - Radiated emissions above 1 GHz (1 – 3.5 GHz), front view, 3 meters distance.




Figure 4 - Radiated emissions above 1 GHz (1 – 3.5 GHz), rear view, 3 meters distance.

1.2 AC conducted emissions test setup

3.5




Figure 5 – Conducted emissions test setup.

1.3 Antenna port conducted test setup




Figure 6 – Antenna port conducted emissions test setup.