



## Appendix A

### RF Test Data for BT LE (Conducted Measurement)

Product Name: 4 HEAD WIFI/BLE CEILING TRACK LIGHT

Test Model: LCSL430SMWH

#### Environmental Conditions

Temperature:	23.5 ° C
Relative Humidity:	52.2%
ATM Pressure:	100.0 kPa
Test Engineer:	Bill Zhu
Supervised by:	Li Huan





## A.1 6dB Bandwidth

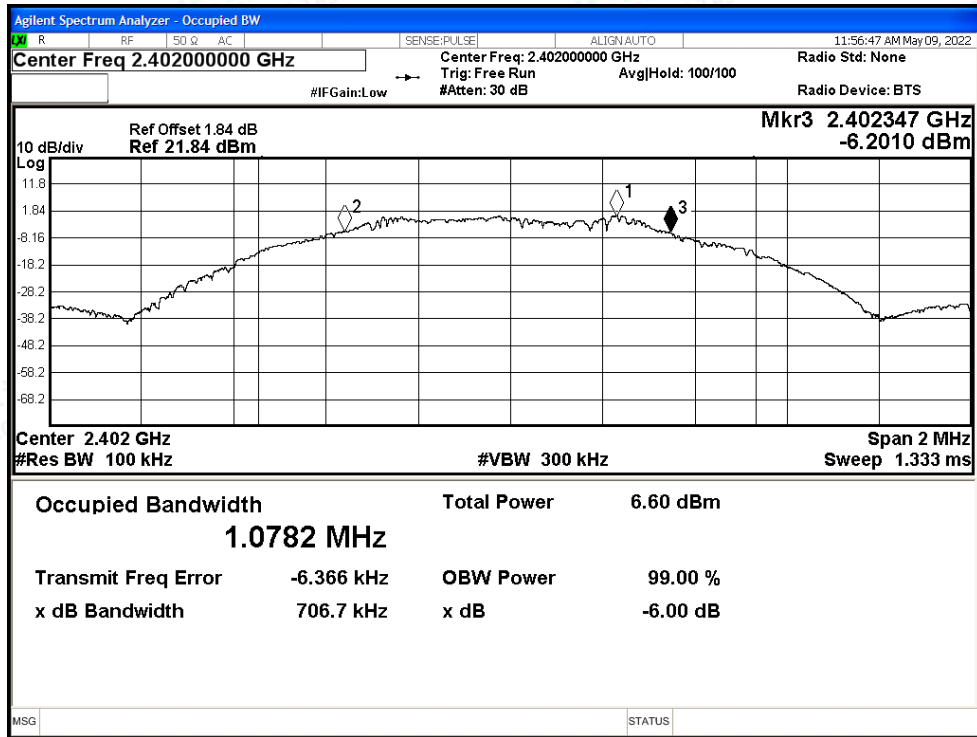
Condition	Mode	Frequency (MHz)	Antenna	6 dB Bandwidth (MHz)	Limit 6 dB Bandwidth (MHz)	Verdict
NVNT	BLE 1M	2402	Ant1	0.707	0.5	Pass
NVNT	BLE 1M	2440	Ant1	0.693	0.5	Pass
NVNT	BLE 1M	2480	Ant1	0.701	0.5	Pass



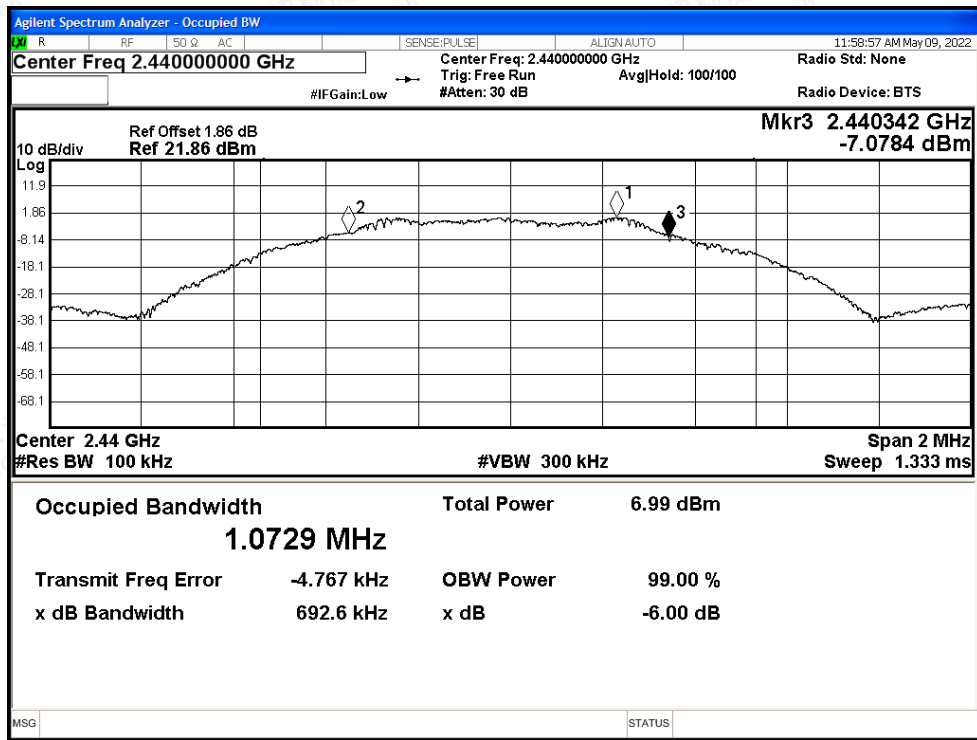


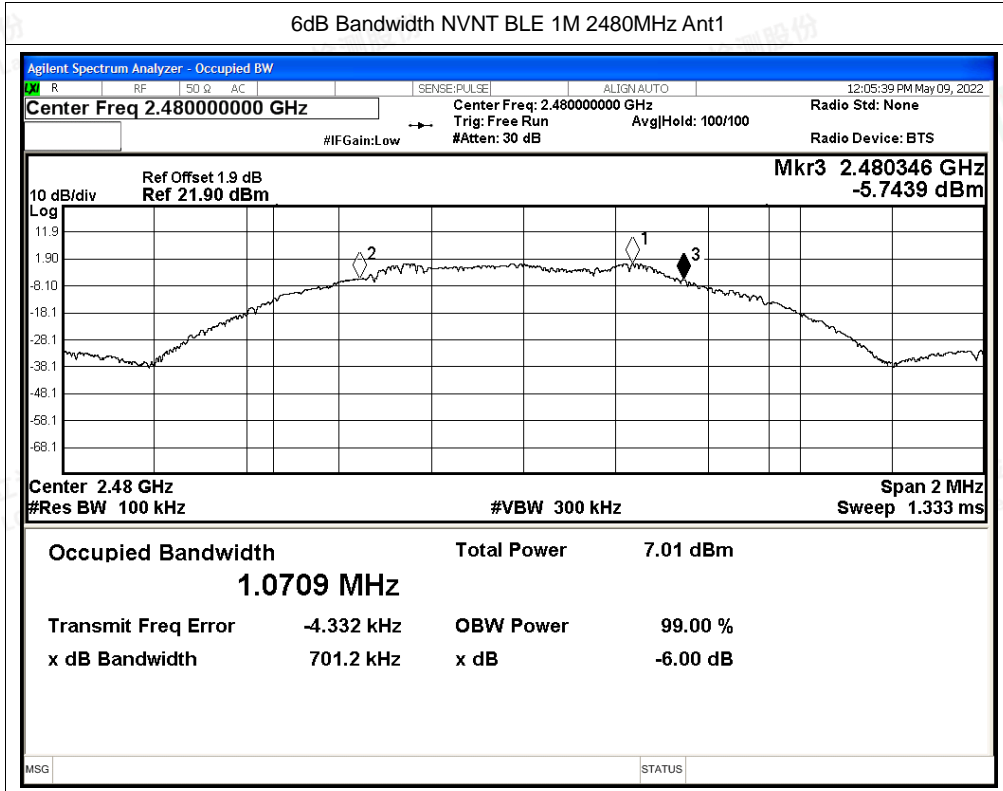
Test Graphs

6dB Bandwidth NVNT BLE 1M 2402MHz Ant1



6dB Bandwidth NVNT BLE 1M 2440MHz Ant1







## A.2 Maximum Conducted Output Power

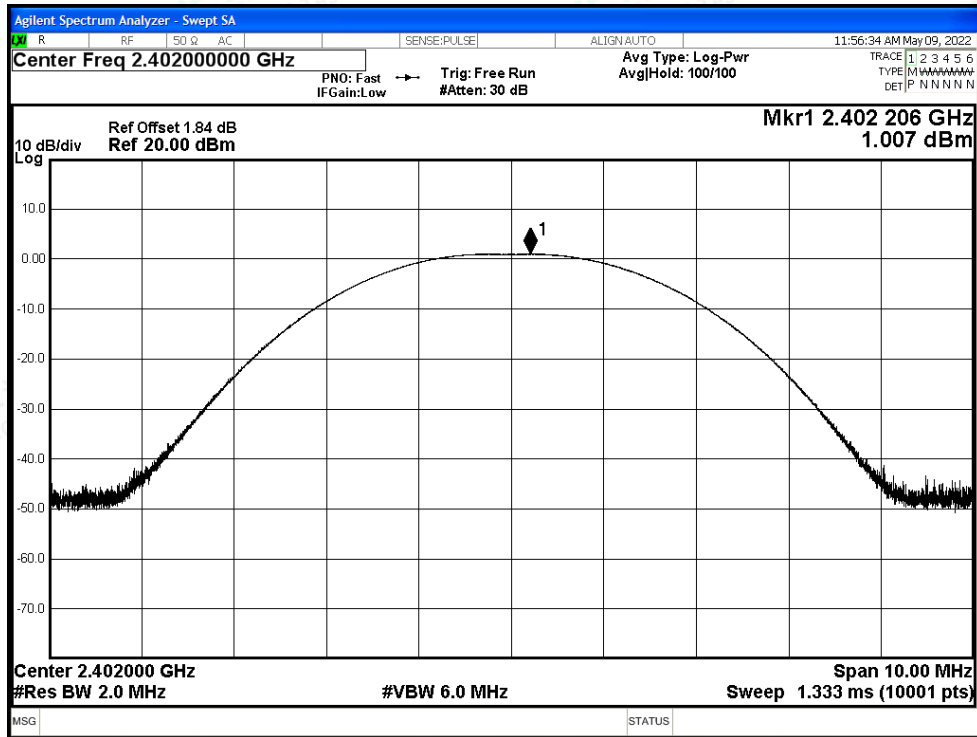
Condition	Mode	Frequency (MHz)	Antenna	Total Power (dBm)	Limit (dBm)	Verdict
NVNT	BLE 1M	2402	Ant1	1.01	30	Pass
NVNT	BLE 1M	2440	Ant1	1.2	30	Pass
NVNT	BLE 1M	2480	Ant1	1.31	30	Pass



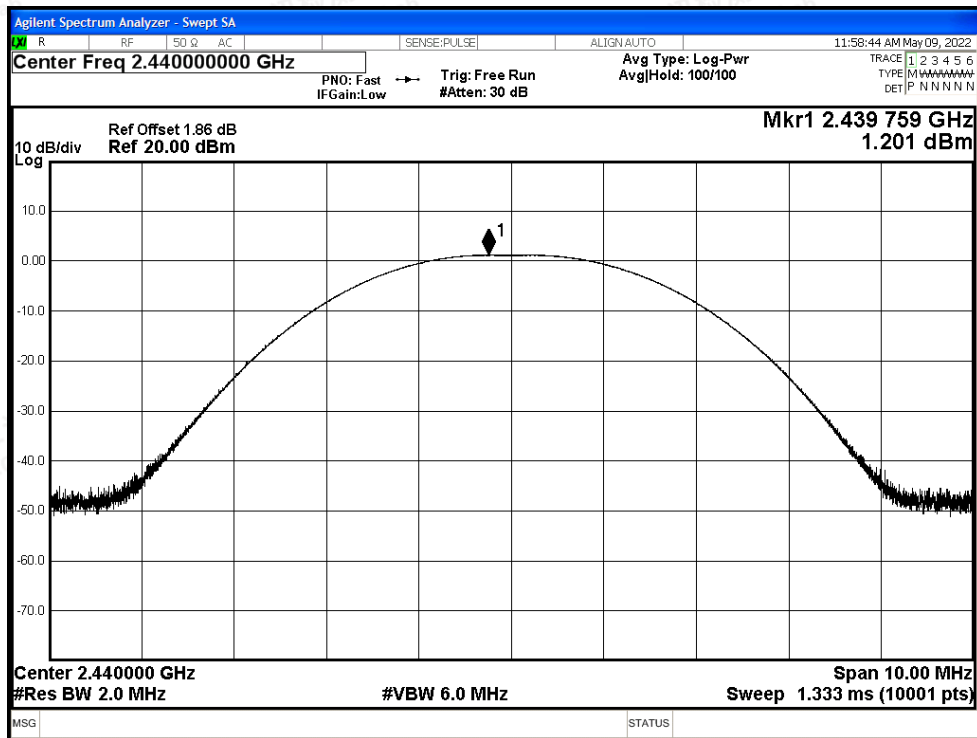


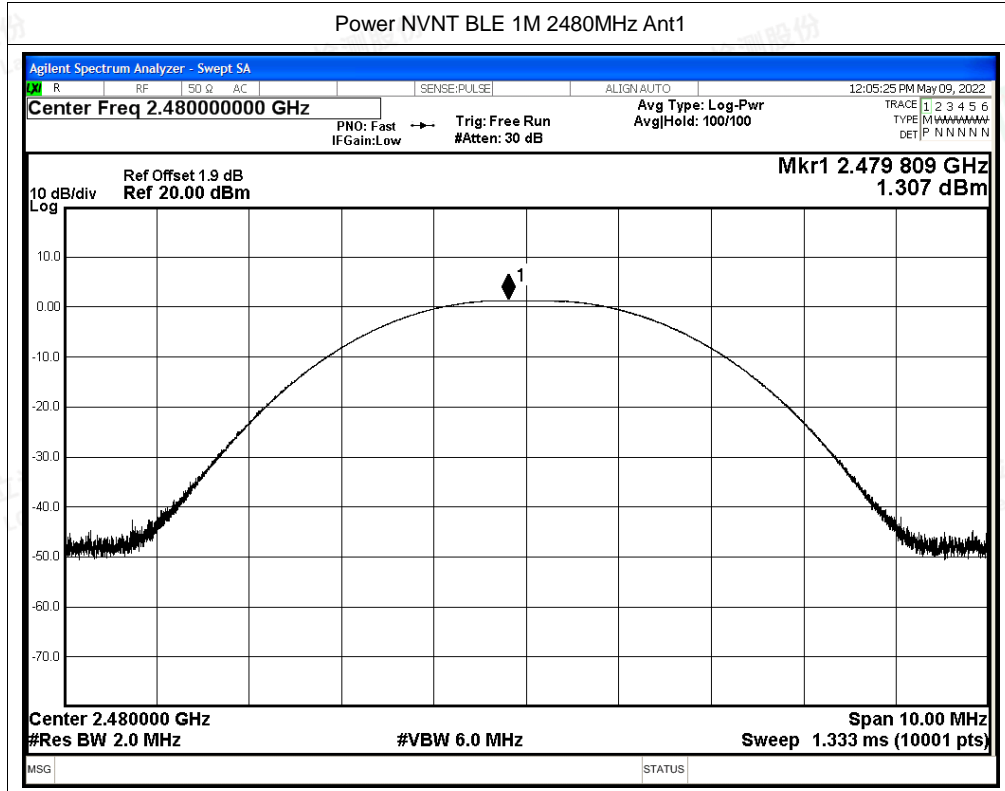
Test Graphs

Power NVNT BLE 1M 2402MHz Ant1



Power NVNT BLE 1M 2440MHz Ant1







### A.3 Maximum Power Spectral Density

Condition	Mode	Frequency (MHz)	Antenna	Conducted PSD (dBm/3kHz)	Duty Factor (dB)	Total PSD (dBm/3kHz)	Limit (dBm/3kHz)	Verdict
NVNT	BLE 1M	2402	Ant1	-14.2	0	-14.2	8	Pass
NVNT	BLE 1M	2440	Ant1	-13.86	0	-13.86	8	Pass
NVNT	BLE 1M	2480	Ant1	-13.83	0	-13.83	8	Pass

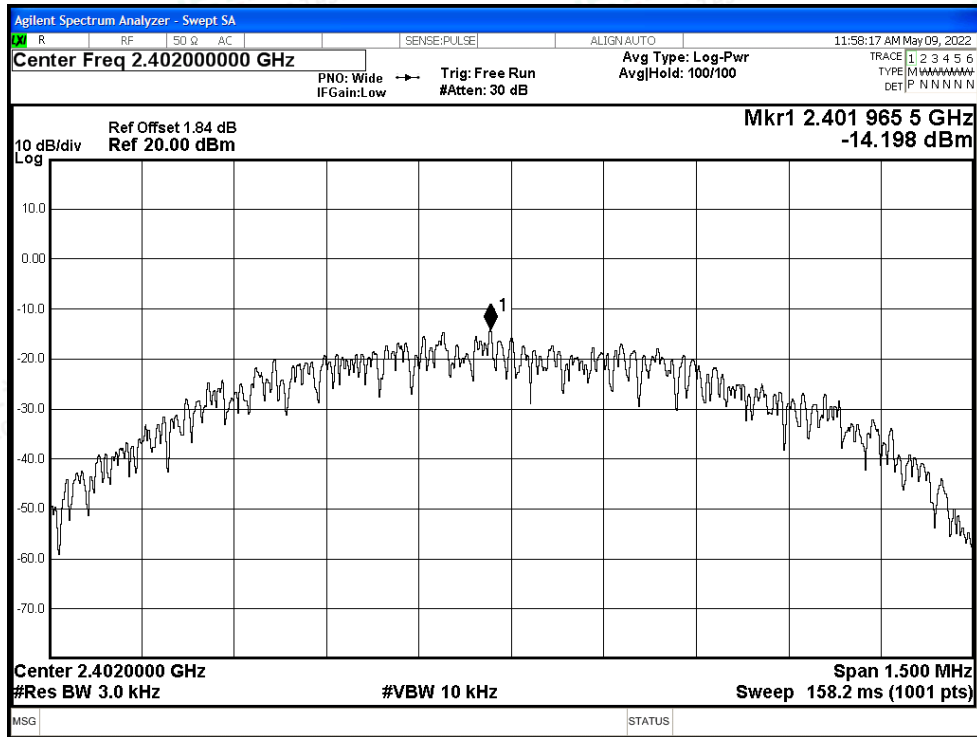




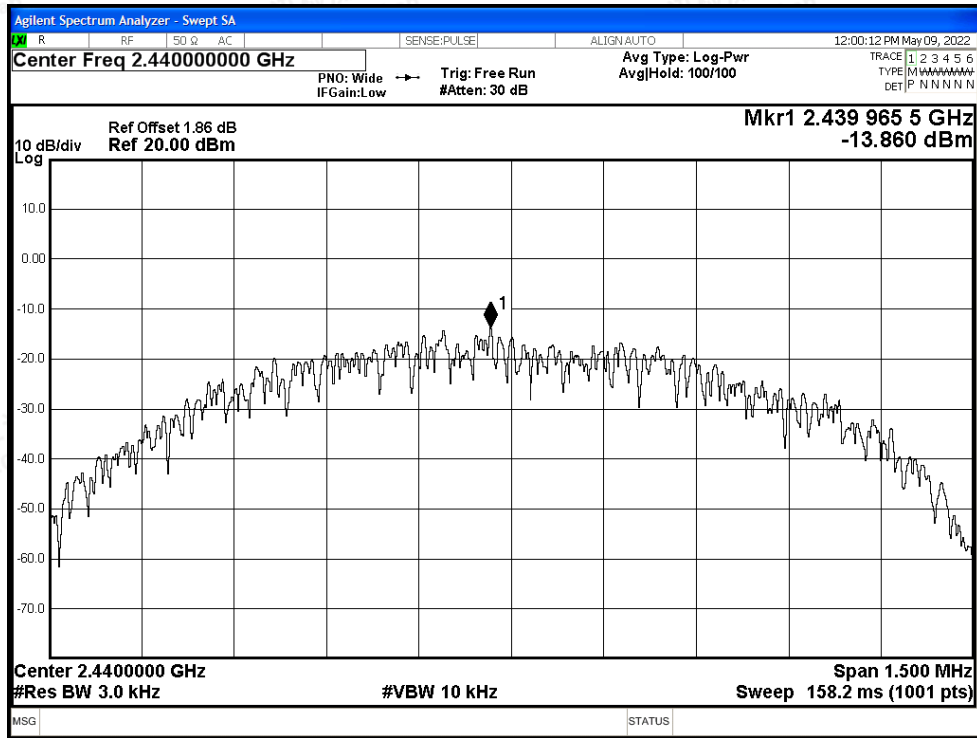


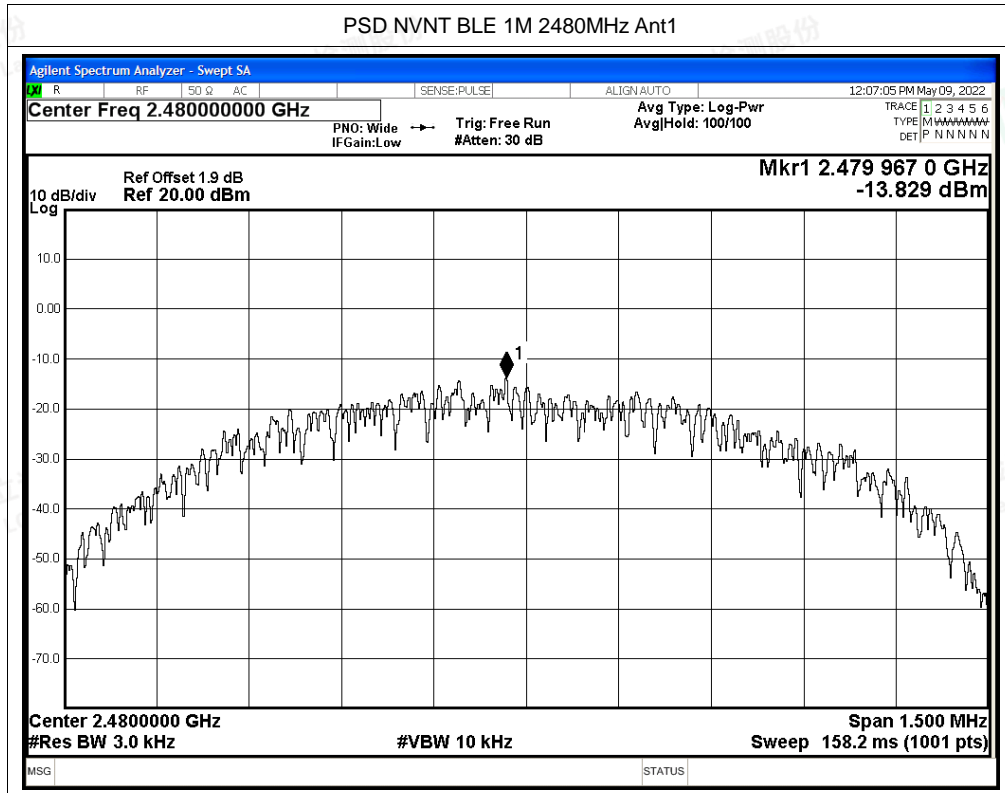
Test Graphs

PSD NVNT BLE 1M 2402MHz Ant1



PSD NVNT BLE 1M 2440MHz Ant1







## A.4 Band Edge

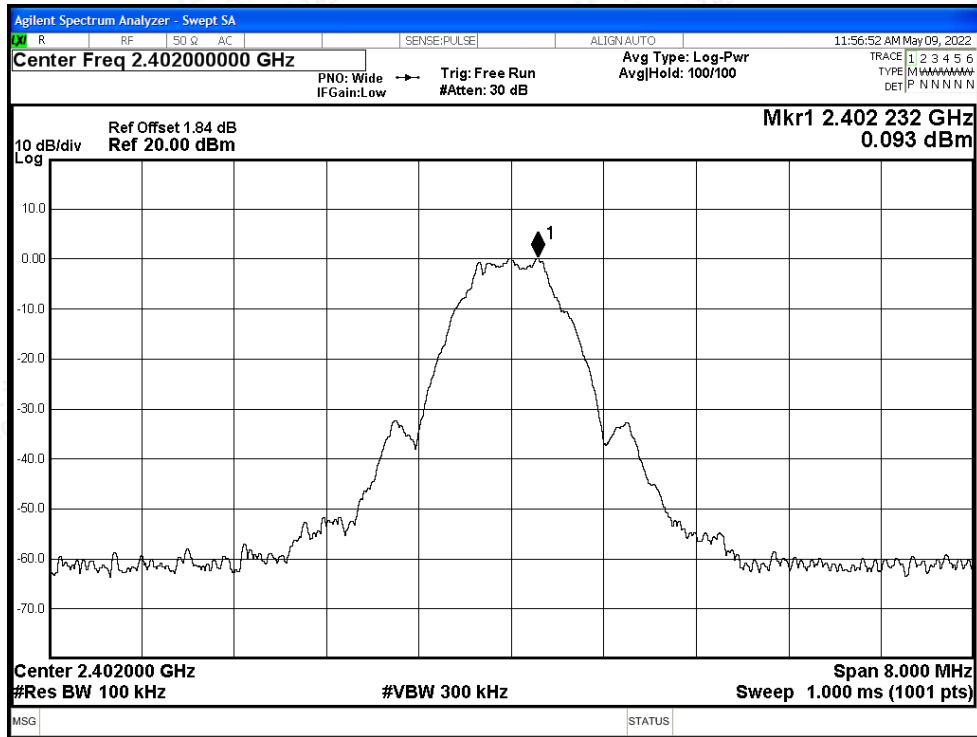
Condition	Mode	Frequency (MHz)	Antenna	Max Value (dBc)	Limit (dBc)	Verdict
NVNT	BLE 1M	2402	Ant1	-57.34	-20	Pass
NVNT	BLE 1M	2480	Ant1	-57.58	-20	Pass



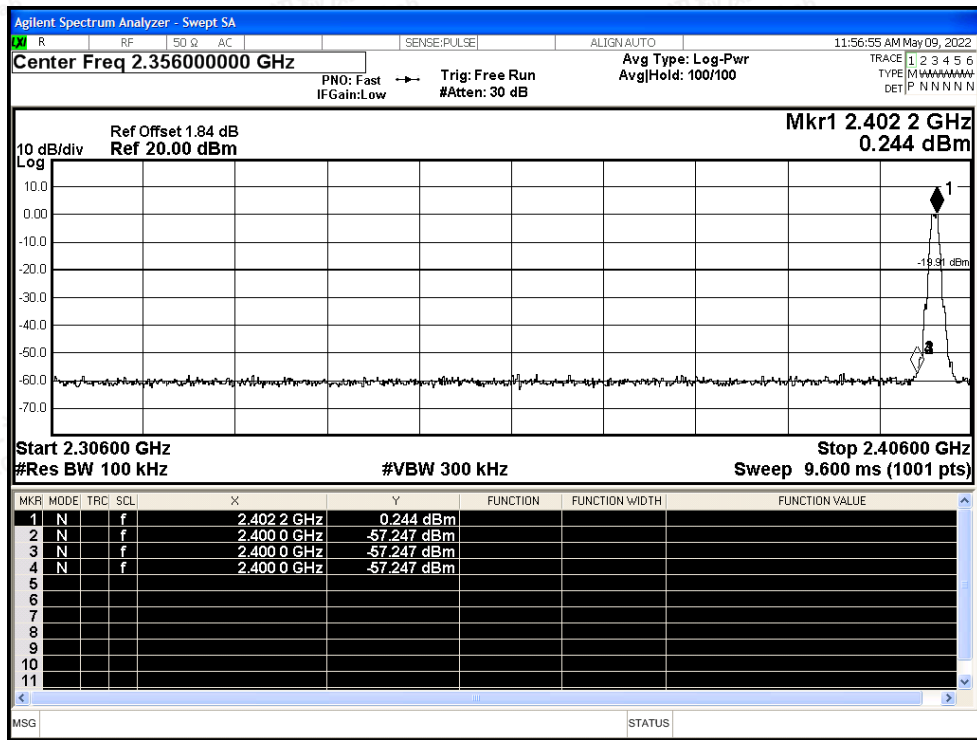


Test Graphs

Band Edge NVNT BLE 1M 2402MHz Ant1 Ref



Band Edge NVNT BLE 1M 2402MHz Ant1 Emission



Shenzhen LCS Compliance Testing Laboratory Ltd.

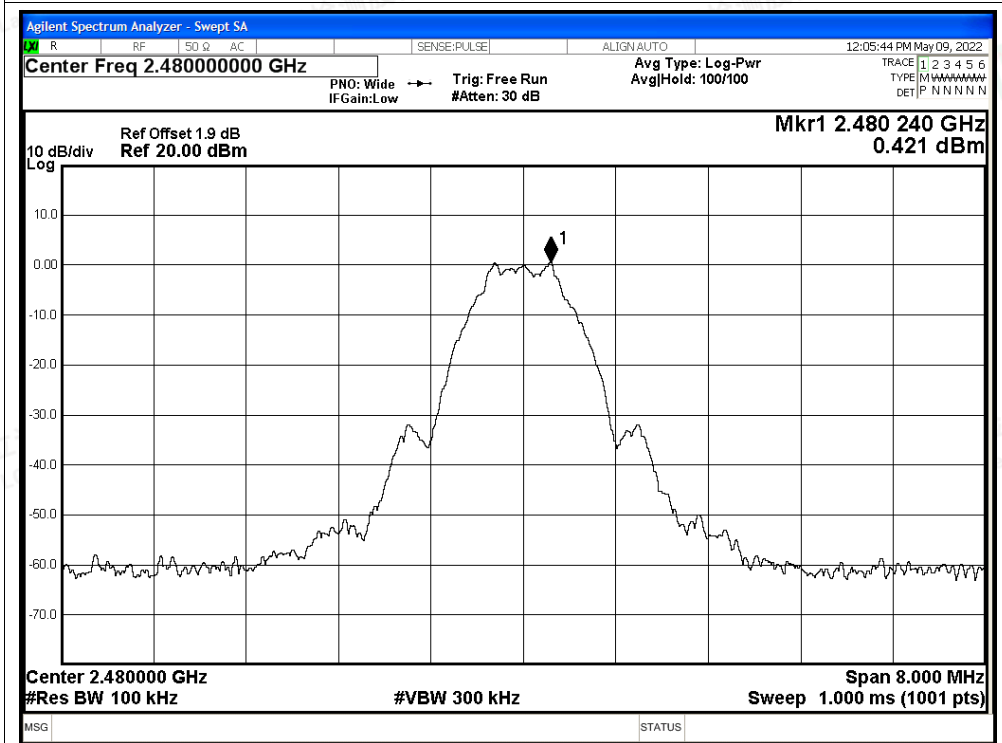
Add: 101, 201 Bldg A & 301 Bldg C, Juji Industrial Park Yabianxueziwei, Shajing Street, Baoan District, Shenzhen, 518000, China

Tel: +(86) 0755-82591330 | E-mail: webmaster@lcs-cert.com | Web: www.lcs-cert.com

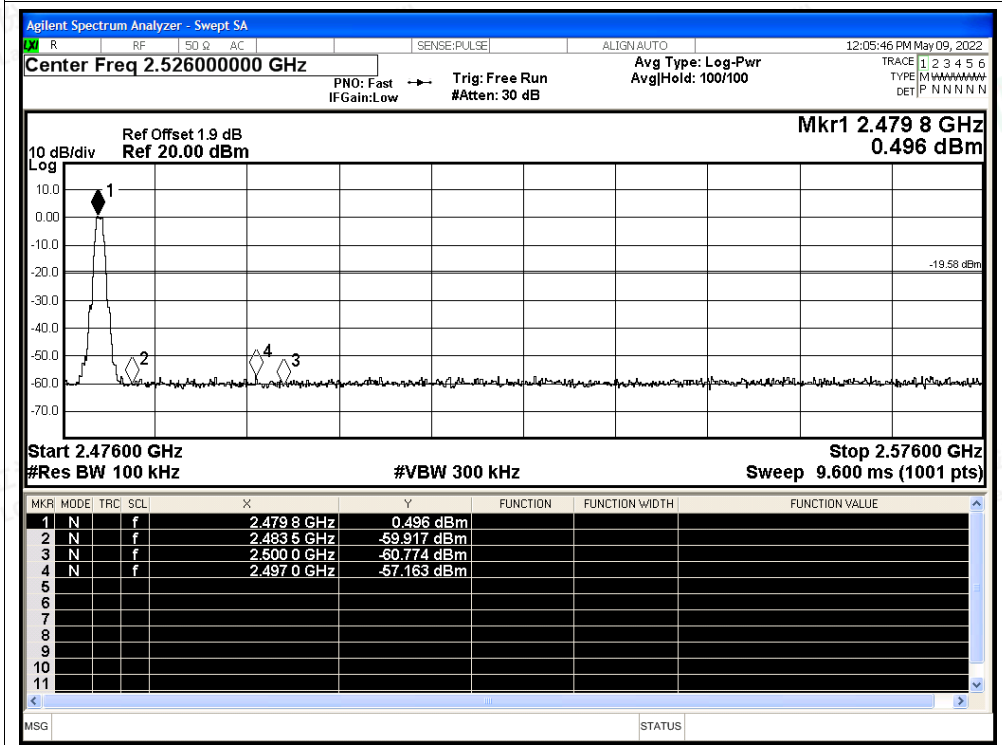
Scan code to check authenticity



Band Edge NVNT BLE 1M 2480MHz Ant1 Ref



Band Edge NVNT BLE 1M 2480MHz Ant1 Emission





## A.5 Conducted RF Spurious Emission

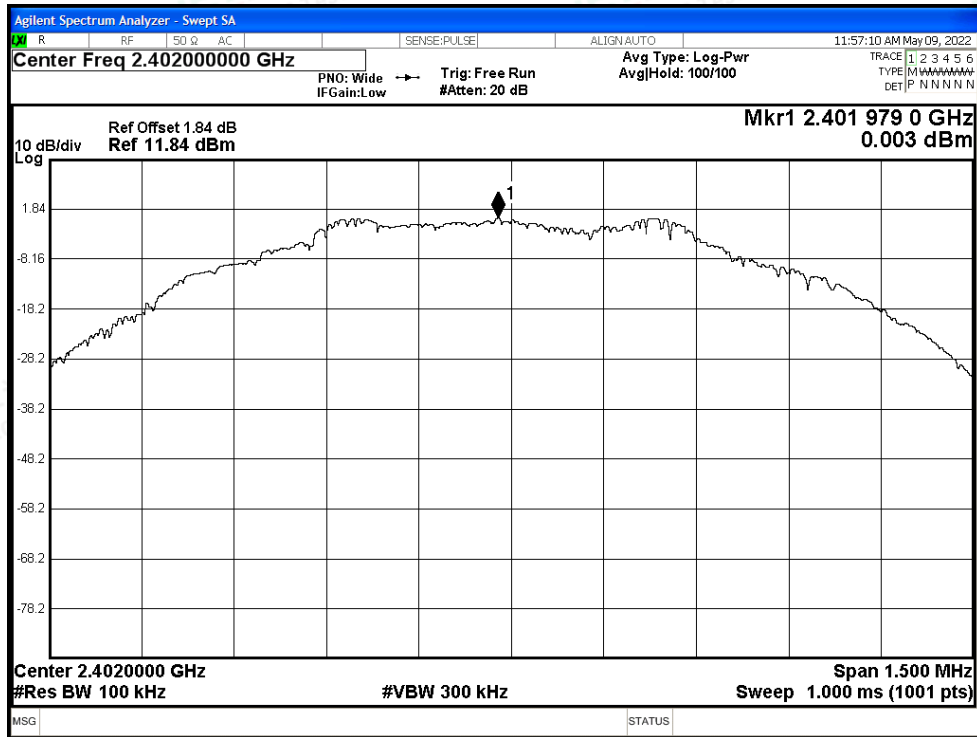
Condition	Mode	Frequency (MHz)	Antenna	Max Value (dBc)	Limit (dBc)	Verdict
NVNT	BLE 1M	2402	Ant1	-46.19	-20	Pass
NVNT	BLE 1M	2440	Ant1	-56.7	-20	Pass
NVNT	BLE 1M	2480	Ant1	-56.36	-20	Pass



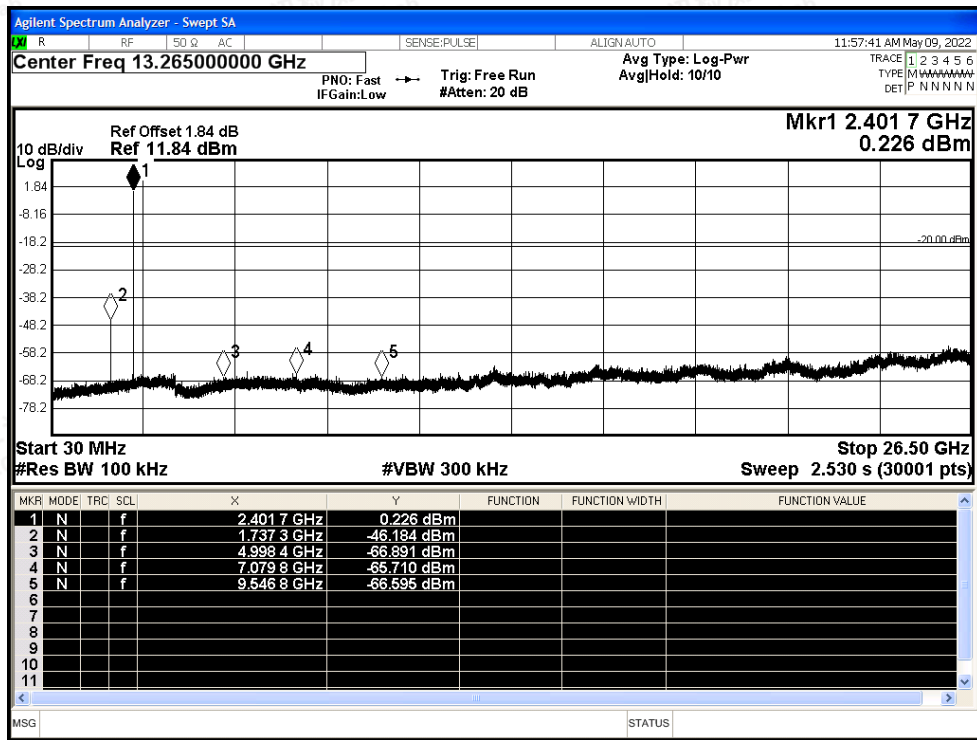


Test Graphs

Tx. Spurious NVNT BLE 1M 2402MHz Ant1 Ref



Tx. Spurious NVNT BLE 1M 2402MHz Ant1 Emission



Shenzhen LCS Compliance Testing Laboratory Ltd.

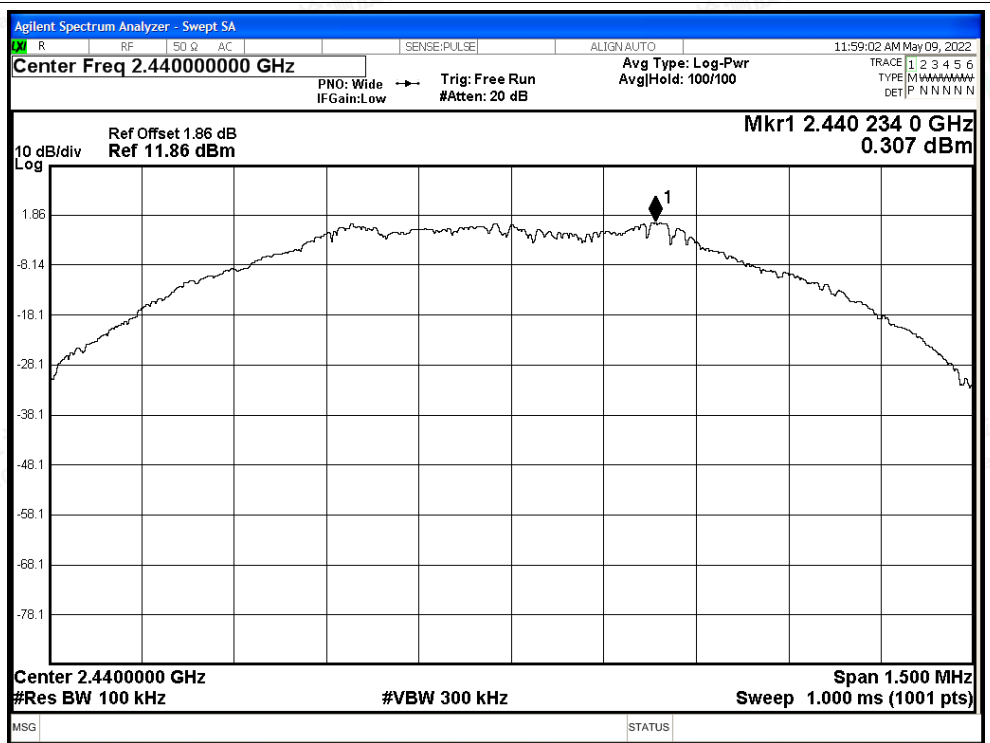
Add: 101, 201 Bldg A & 301 Bldg C, Juji Industrial Park Yabianxueziwei, Shajing Street, Baoan District, Shenzhen, 518000, China

Tel: +(86) 0755-82591330 | E-mail: webmaster@lcs-cert.com | Web: www.lcs-cert.com

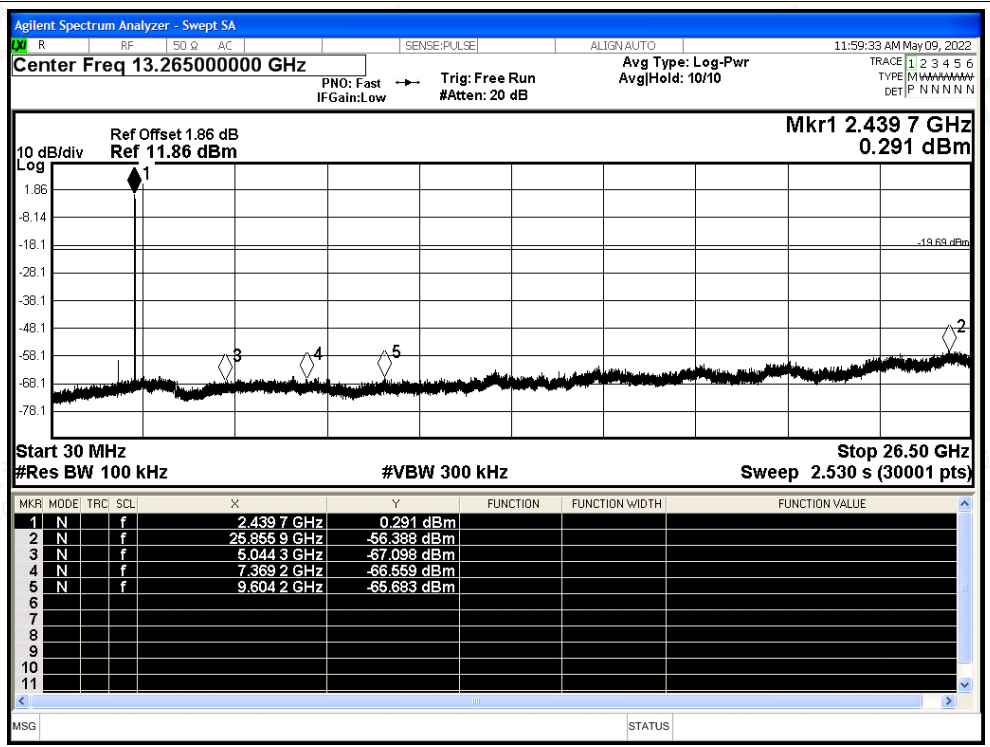
Scan code to check authenticity



Tx. Spurious NVNT BLE 1M 2440MHz Ant1 Ref



Tx. Spurious NVNT BLE 1M 2440MHz Ant1 Emission



Shenzhen LCS Compliance Testing Laboratory Ltd.

Add: 101, 201 Bldg A & 301 Bldg C, Juji Industrial Park Yabianxueziwei, Shajing Street, Baoan District, Shenzhen, 518000, China

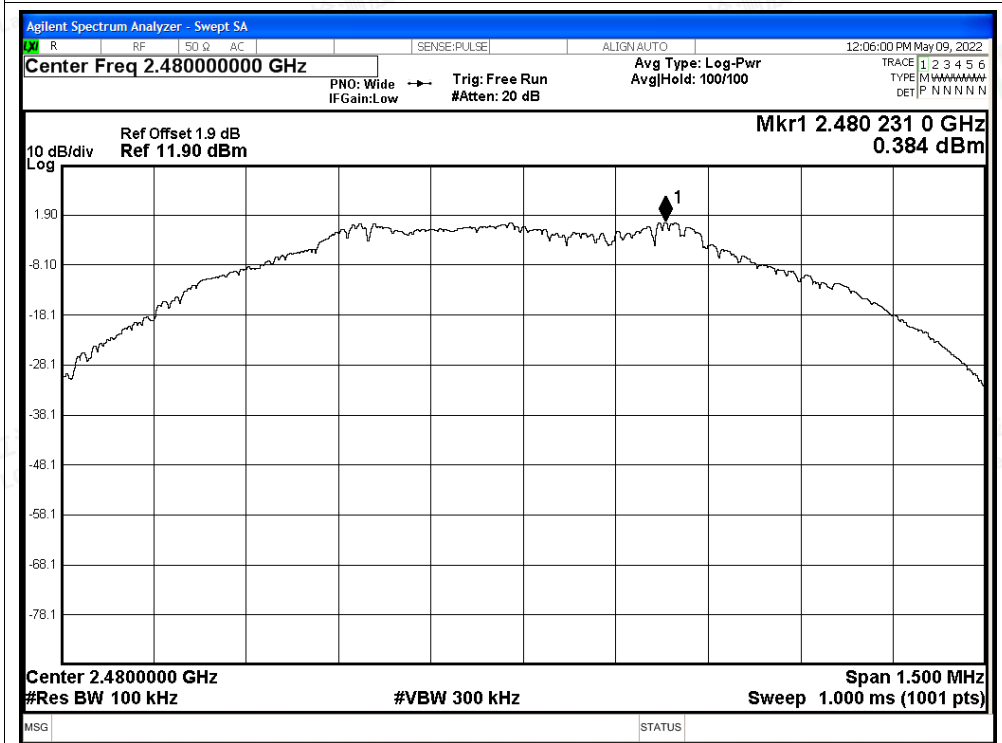
Tel: +(86) 0755-82591330 | E-mail: webmaster@lcs-cert.com | Web: www.lcs-cert.com

Scan code to check authenticity

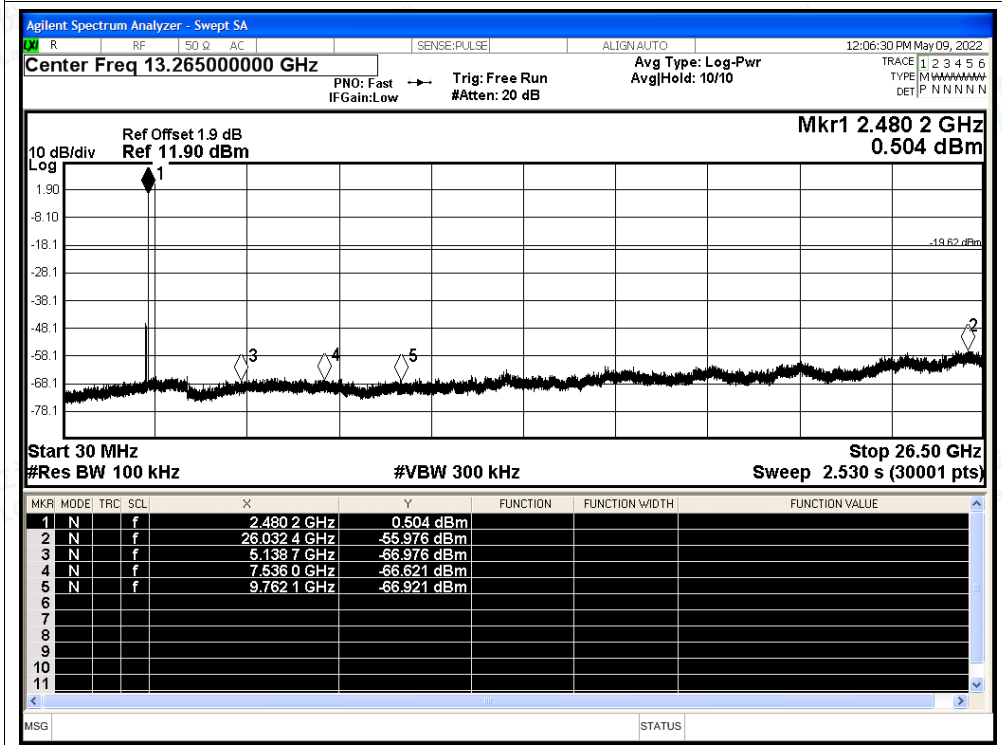




Tx. Spurious NVNT BLE 1M 2480MHz Ant1 Ref



Tx. Spurious NVNT BLE 1M 2480MHz Ant1 Emission





## A.6 Duty Cycle

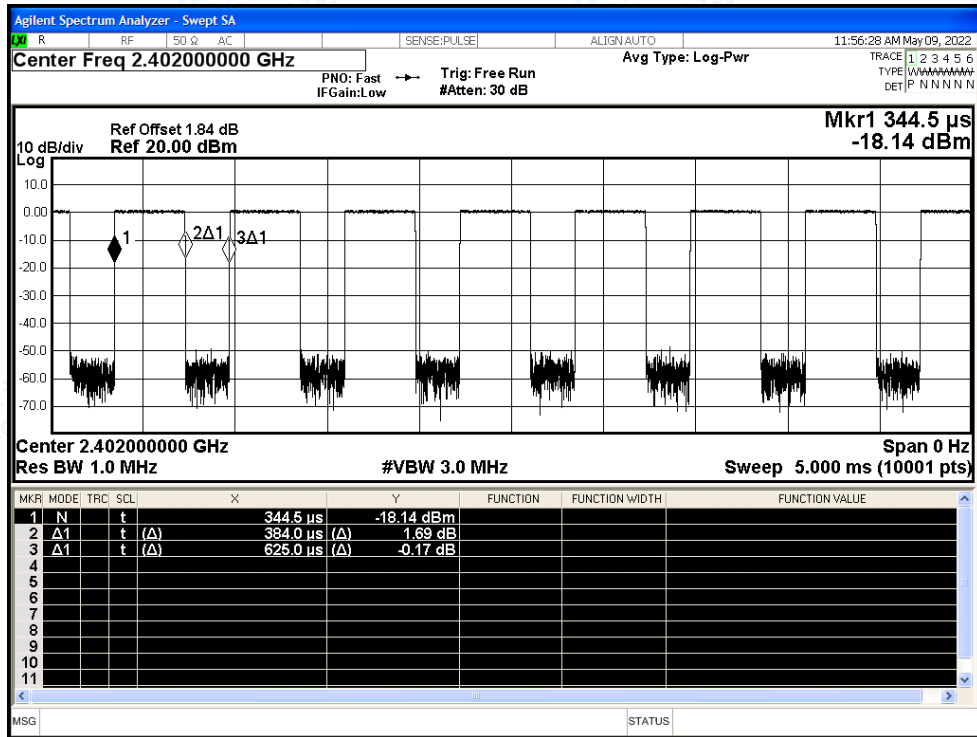
Condition	Mode	Frequency (MHz)	Antenna	Duty Cycle (%)	Correction Factor (dB)	1/T (kHz)
NVNT	BLE 1M	2402	Ant1	61.44	2.12	2.6
NVNT	BLE 1M	2440	Ant1	61.44	2.12	2.6
NVNT	BLE 1M	2480	Ant1	61.44	2.12	2.6



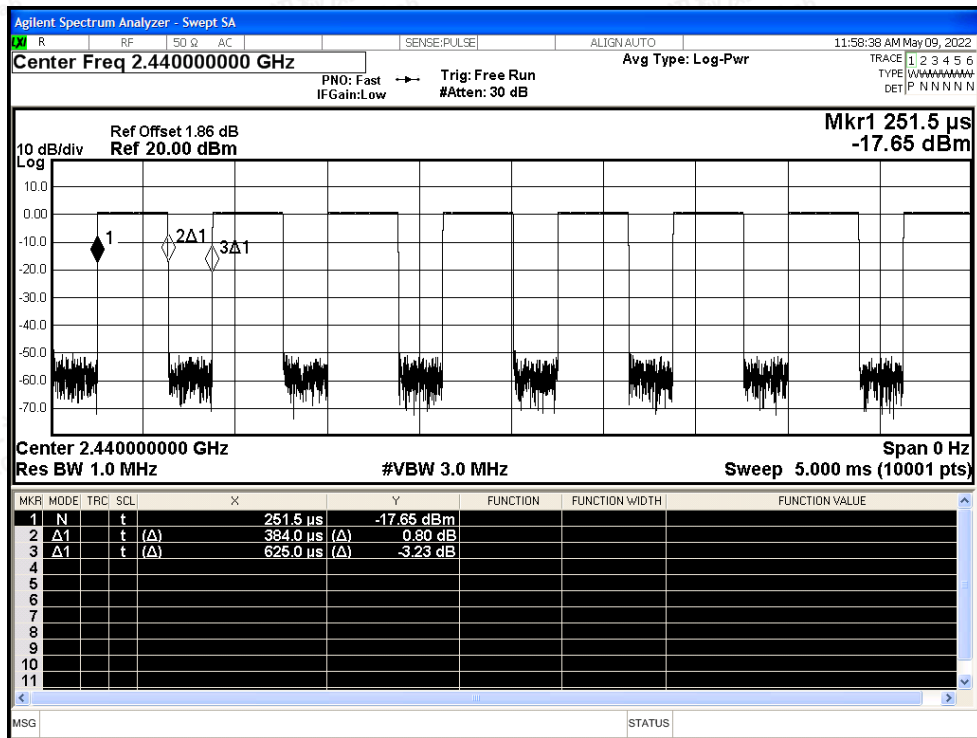


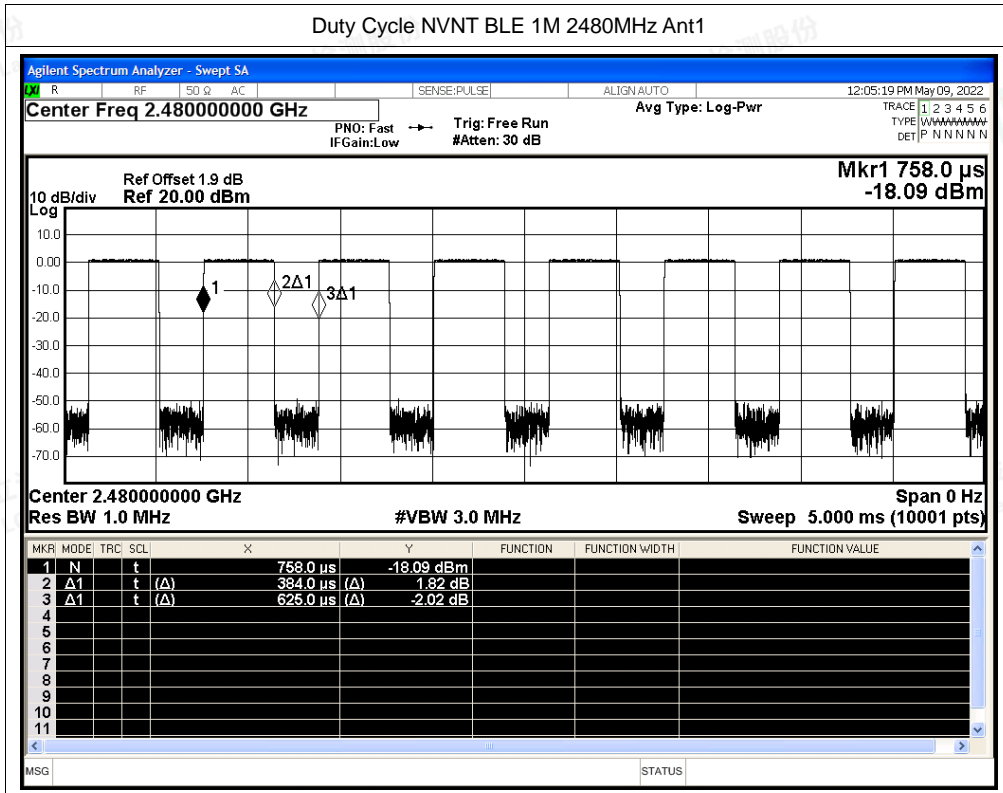
Test Graphs

Duty Cycle NVNT BLE 1M 2402MHz Ant1



Duty Cycle NVNT BLE 1M 2440MHz Ant1







## A.7 Restrict Band

Condition	Mode	Frequency (MHz)	Antenna	Spur Freq (MHz)	Power (dBm)	Gain (dBi)	E (dBuV/m)	Detector	Limit (dBuV/m)	Verdict
NVNT	BLE 1M	2402	Ant1	2310	-49.97	2	47.29	Peak	74	Pass
NVNT	BLE 1M	2402	Ant1	2310	-60.16	2	37.1	Average	54	Pass
NVNT	BLE 1M	2402	Ant1	2362.512	-47.83	2	49.43	Peak	74	Pass
NVNT	BLE 1M	2402	Ant1	2347.44	-59.16	2	38.1	Average	54	Pass
NVNT	BLE 1M	2402	Ant1	2390	-50.54	2	46.72	Peak	74	Pass
NVNT	BLE 1M	2402	Ant1	2390	-59.54	2	37.72	Average	54	Pass
NVNT	BLE 1M	2480	Ant1	2483.5	-51.21	2	46.05	Peak	74	Pass
NVNT	BLE 1M	2480	Ant1	2483.5	-59.29	2	37.97	Average	54	Pass
NVNT	BLE 1M	2480	Ant1	2490.376	-47.82	2	49.44	Peak	74	Pass
NVNT	BLE 1M	2480	Ant1	2483.704	-58.97	2	38.29	Average	54	Pass
NVNT	BLE 1M	2480	Ant1	2500	-51.59	2	45.67	Peak	74	Pass
NVNT	BLE 1M	2480	Ant1	2500	-59.42	2	37.84	Average	54	Pass



Shenzhen LCS Compliance Testing Laboratory Ltd.

Add: 101, 201 Bldg A &amp; 301 Bldg C, Juji Industrial Park Yabianxueziwei, Shajing Street, Baoan District, Shenzhen, 518000, China

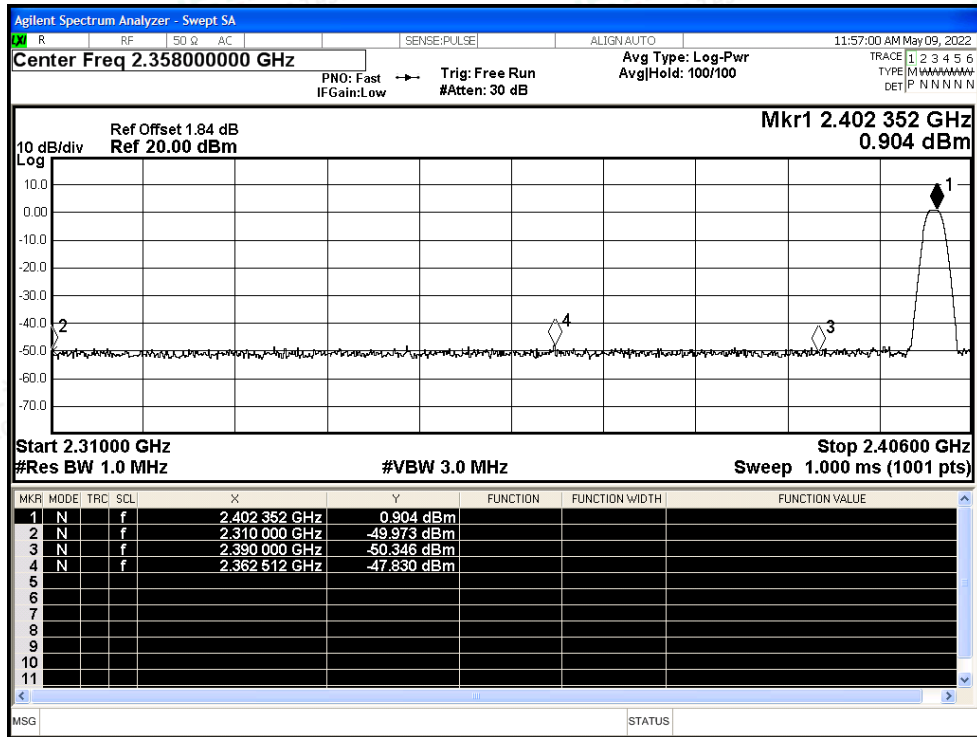
Tel: +(86) 0755-82591330 | E-mail: webmaster@lcs-cert.com | Web: www.lcs-cert.com

Scan code to check authenticity

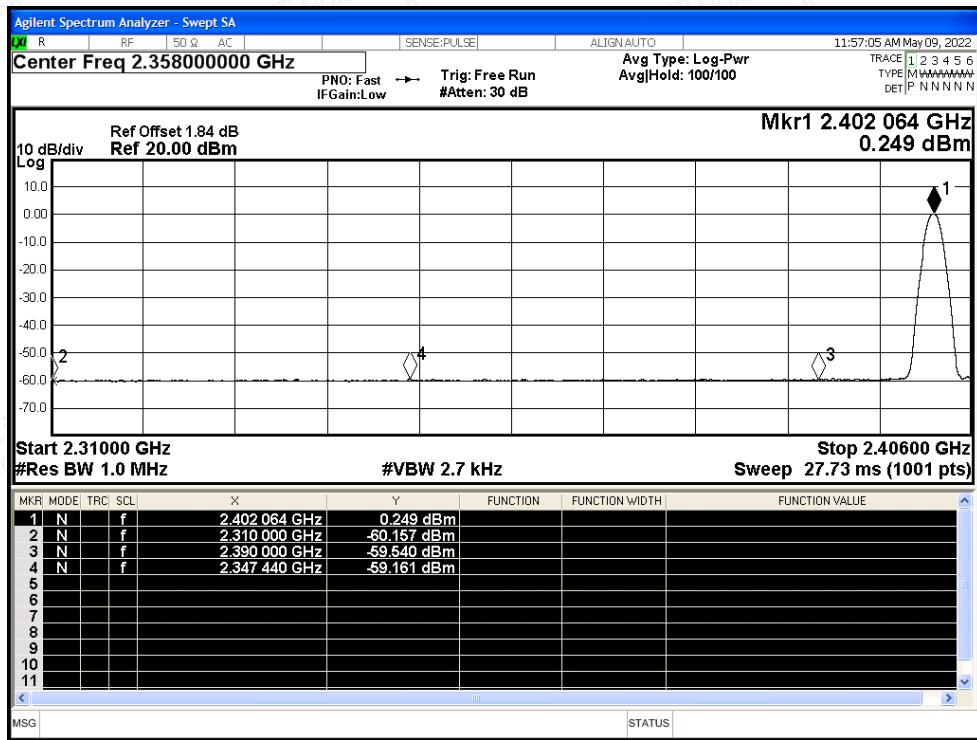


Test Graphs

Restrict Band NVNT BLE 1M 2402MHz Ant1 Peak



Restrict Band NVNT BLE 1M 2402MHz Ant1 Average



Shenzhen LCS Compliance Testing Laboratory Ltd.

Add: 101, 201 Bldg A & 301 Bldg C, Juji Industrial Park Yabianxueziwei, Shajing Street, Baoan District, Shenzhen, 518000, China

Tel: +(86) 0755-82591330 | E-mail: webmaster@lcs-cert.com | Web: www.lcs-cert.com

Scan code to check authenticity

