

User Manual

MODEL R17


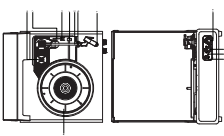



FIGURE 1

1. Check the door is closed properly before starting the washing cycle.
 2. Do not use the washing machine for more than 24 hours continuously.
 3. Do not use the washing machine for more than 24 hours continuously.
 4. Do not use the washing machine for more than 24 hours continuously.
 5. Do not use the washing machine for more than 24 hours continuously.

TURNABLE PARTS



FUNCTION DESCRIPTION



CONTROL PANEL

The control panel is located on the top of the machine. It includes the following controls:

- POWER BUTTON:** Press to turn the machine on or off.
- PROGRAM SELECTOR:** Press to select the washing program.
- START/PAUSE BUTTON:** Press to start or pause the washing cycle.
- TEMPERATURE SELECTOR:** Press to select the water temperature.
- SOFTENER ADDITION BUTTON:** Press to add softener to the wash.
- CHILD LOCK BUTTON:** Press to lock the control panel.

FUNCTION DESCRIPTION

The machine is designed to provide a thorough and efficient wash cycle. It features a variety of programs to suit different types of laundry, including a standard cycle, a quick cycle, and a heavy cycle. The machine also has a temperature selector to allow you to choose the water temperature for your wash. The softener addition button allows you to add softener to your wash, which helps to keep your clothes soft and fresh. The child lock button is used to prevent children from accidentally starting the machine or changing the settings.

FUNCTION DESCRIPTION

The machine is designed to provide a thorough and efficient wash cycle. It features a variety of programs to suit different types of laundry, including a standard cycle, a quick cycle, and a heavy cycle. The machine also has a temperature selector to allow you to choose the water temperature for your wash. The softener addition button allows you to add softener to your wash, which helps to keep your clothes soft and fresh. The child lock button is used to prevent children from accidentally starting the machine or changing the settings.

FUNCTION DESCRIPTION

The machine is designed to provide a thorough and efficient wash cycle. It features a variety of programs to suit different types of laundry, including a standard cycle, a quick cycle, and a heavy cycle. The machine also has a temperature selector to allow you to choose the water temperature for your wash. The softener addition button allows you to add softener to your wash, which helps to keep your clothes soft and fresh. The child lock button is used to prevent children from accidentally starting the machine or changing the settings.

FUNCTION DESCRIPTION

The machine is designed to provide a thorough and efficient wash cycle. It features a variety of programs to suit different types of laundry, including a standard cycle, a quick cycle, and a heavy cycle. The machine also has a temperature selector to allow you to choose the water temperature for your wash. The softener addition button allows you to add softener to your wash, which helps to keep your clothes soft and fresh. The child lock button is used to prevent children from accidentally starting the machine or changing the settings.

FUNCTION DESCRIPTION

The machine is designed to provide a thorough and efficient wash cycle. It features a variety of programs to suit different types of laundry, including a standard cycle, a quick cycle, and a heavy cycle. The machine also has a temperature selector to allow you to choose the water temperature for your wash. The softener addition button allows you to add softener to your wash, which helps to keep your clothes soft and fresh. The child lock button is used to prevent children from accidentally starting the machine or changing the settings.

FUNCTION DESCRIPTION



FUNCTION DESCRIPTION

The machine is designed to provide a thorough and efficient wash cycle. It features a variety of programs to suit different types of laundry, including a standard cycle, a quick cycle, and a heavy cycle. The machine also has a temperature selector to allow you to choose the water temperature for your wash. The softener addition button allows you to add softener to your wash, which helps to keep your clothes soft and fresh. The child lock button is used to prevent children from accidentally starting the machine or changing the settings.

AFTER-SALE CUSTOMER SERVICE

For more information, please contact our customer service team. We are available 24 hours a day, 7 days a week. You can reach us by phone, email, or through our website. We will be happy to assist you with any questions or concerns you may have.

FCC Statement

This equipment has been tested and found to comply with the limits for a Class B digital device, pursuant to Part 15 of the FCC Rules. These limits are designed to provide reasonable protection against harmful interference in a residential installation. This equipment generates uses and can radiate radio frequency energy and, if not installed and used in accordance with the instructions, may cause harmful interference to radio communications. However, there is no guarantee that interference will not occur in a particular installation. If this equipment does cause harmful interference to radio or television reception, which can be determined by turning the equipment off and on, the user is encouraged to try to correct the interference by one or more of the following measures:

- Reorient or relocate the receiving antenna.
- Increase the separation between the equipment and receiver.
- Connect the equipment into an outlet on a circuit different from that to which the receiver is connected.
- Consult the dealer or an experienced radio/TV technician for help.

This device complies with part 15 of the FCC Rules. Operation is subject to the following two conditions: (1) This device may not cause harmful interference, and (2) this device must accept any interference received, including interference that may cause undesired operation.

Changes or modifications not expressly approved by the party responsible for compliance could void the user's authority to operate the equipment.

RF warning for Portable device: The device has been evaluated to meet general RF exposure requirement. The device can be used in portable exposure condition without restriction.

- English:

This device complies with Industry Canada licence-exempt RSS standard(s).

Operation is subject to the following two conditions: (1) This device may not cause interference, and (2) This device must accept any interference, including interference that may cause undesired operation of the device.

- French:

Le présent appareil est conforme aux CNR d'Industrie Canada applicables aux appareils radio exempts de licence. L'exploitation est autorisée aux deux conditions suivantes:

- (1) l'appareil ne doit pas produire de brouillage, et
- (2) l'utilisateur de l'appareil doit accepter tout brouillage radioélectrique subi, même si le brouillage est susceptible d'en compromettre le fonctionnement.