

Bluetooth antenna of PCB on-board specification

1, Index

Item	Content	Page	Remark
1	Index	1	
2	Spec Drawing	2	
3	Specification	2	
4	Antenna On Test Board	3	
5	Return Loss	3	
6	Radiation Pattern	3	

Document Type: 2.4GHZ coil antenna

Document Version: V1.0

Release Date: Aug. 23, 2017

Antenna Model: H8

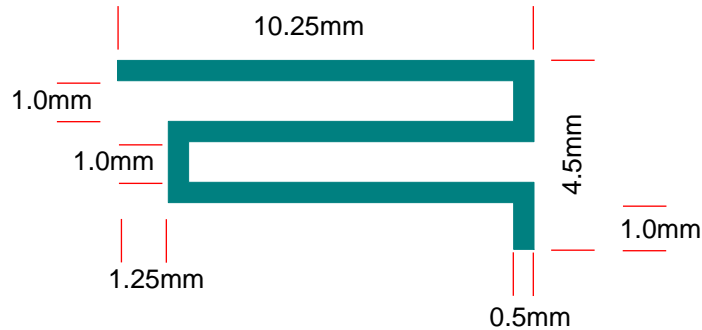
Antenna Type: PCB Antenna

Manufacture

Quanzhou longtuo electronic technology co. ,Ltd

No.17-20, building 16, chenghui international, zone B, xiamei, quanzhou Fujian, China

2, Spec Drawing



Ground copper

3, Specification

Product Number: 2.4GHZ coil antenna

Sample Photo:



A. Electrical Characteristics

Frequency	2400 ~ 2500 MHz
S.W.R.	≤ 2.0
Gain	2.0 dBi
Efficiency	~ 50%
Polarization	Linear
Impedance	50 Ohm

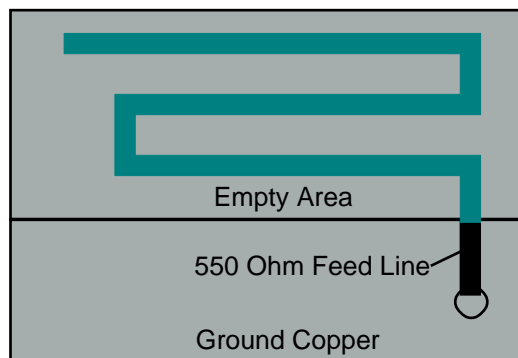
B. Material & Mechanical Characteristics

Material of Radiator	Gold-plated copper
----------------------	--------------------

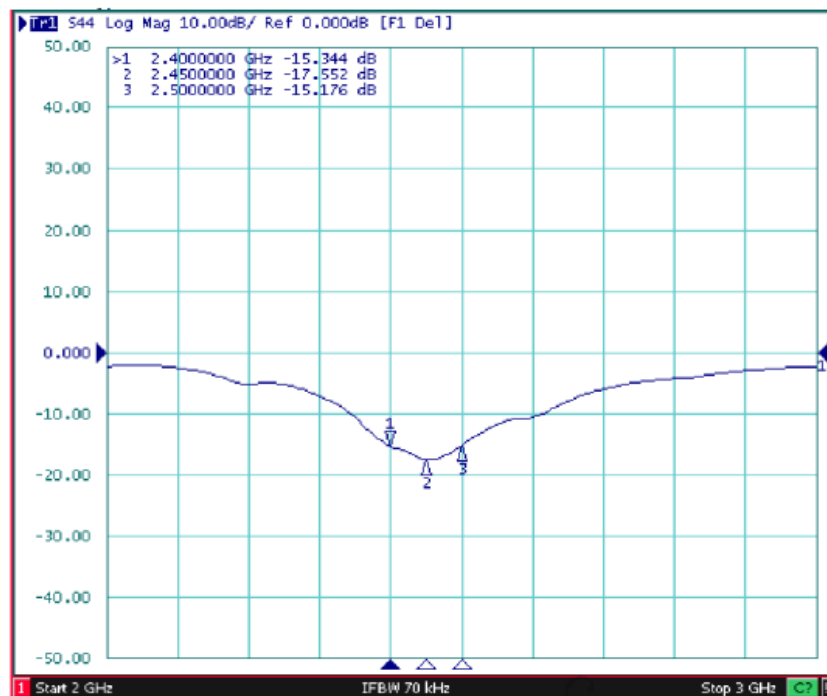
C. Environmental

Operation Temperature	- 40°C ~ + 85°C
Storage Temperature	- 40°C ~ + 105°C

4, Antenna On Test Board



5, Return Loss



6, Radiation Pattern

Radiation Pattern and Gain were dependent on measurement board design. The specification of coil antenna was measured based on the PCB size and installation position as shown in the below figure Test Board.

