

## **Antenna Report**

**Model Number:** SA568B

**Frequency range of operation:**

Antenna1:

- Wi-Fi2G&BT: 2.4 to 2.482 GHz

Antenna 2:

- WiFi5G: 5.15 to 5.85 GHz

**Antenna Types:**

Wi-Fi2G&BT: PCB IFA antenna, WiFi5G: PCB monopole antenna

**Antenna Gain:**

Frequency	Peak Gain (dBi)	
	Ant1	Ant2
	IFA	Monopole
2400-2500MHz	4.0	-
5150-5250MHz	-	4.0
5250-5350MHz	-	4.0
5470-5725MHz	-	4.0
5725-5850MHz	-	4.0

**Measurement Test Method:**

Solder pigtailed on feeding point of antenna and measure passive antenna performance by VNA and OTA chamber system.

**Test equipment:** Agilent E5071C

**Test chamber:** Sporton-KS

**Chamber info:** ETS\_AMS8500

**Calibration info:** Agilent E5071C\_2023/01/05

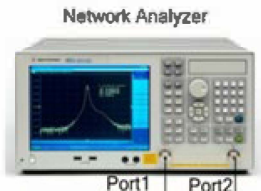
**Test engineer:** Jiazhiwang

**Software for Measurement:** EMQuest

**Test Set-up:**

1. Set up the device on the turn table and connect the pigtailed to the RF cable.
2. Measure the 3D passive performance according to the following coordinate axis.

Please see separate test set-up exhibit for setup photographs



Network Analyzer

Port1

Port2

Power Amplifier

RF out

RF in

EMSwitch Slot2

Dedicated Phi

Dedicated Theta

Center Phi

RF-Shielded Anechoic Chamber

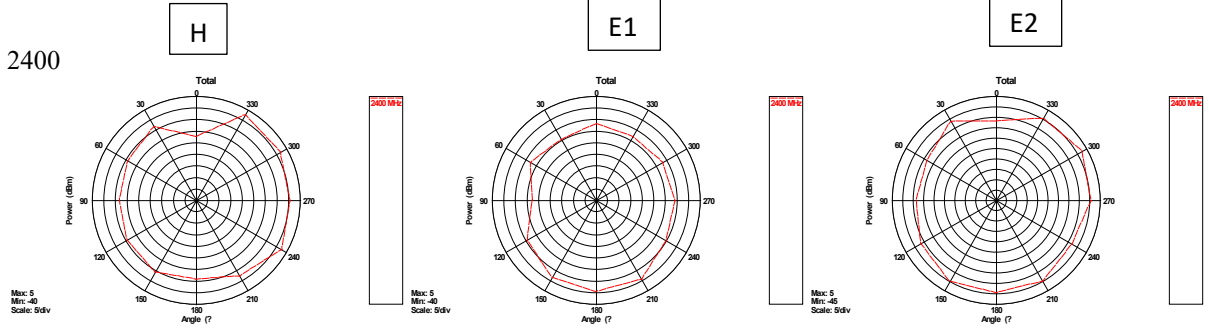


DUT

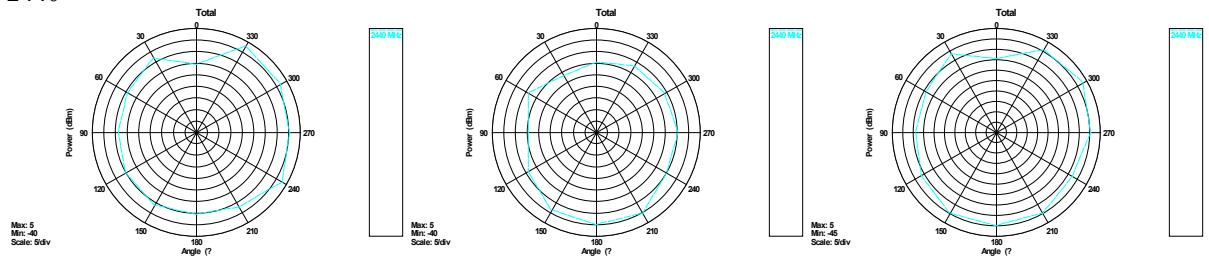
# 2D radiated pattern

## Antenna 1

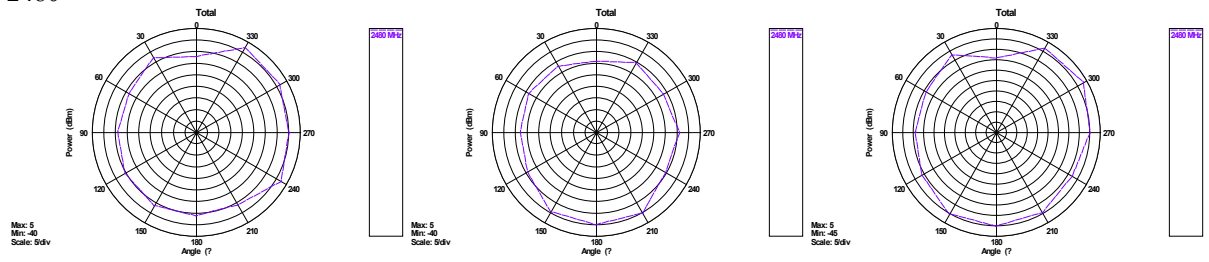
2400



2440



2480




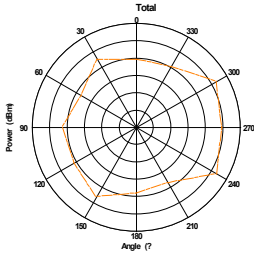
# Antenna 2

H


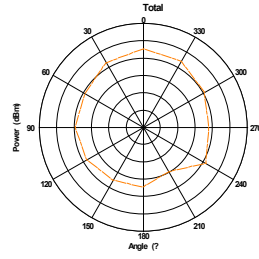
E1

E2


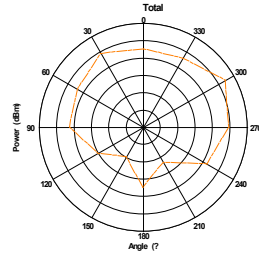
5150




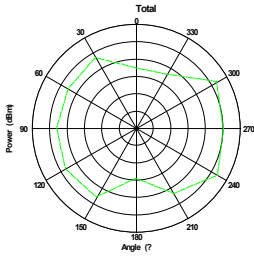
Max: 5  
Min: -25  
Scale: 5div




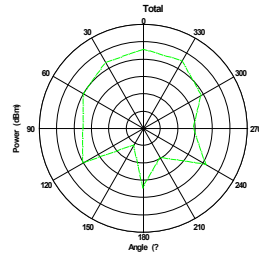
Max: 5  
Min: -25  
Scale: 5div




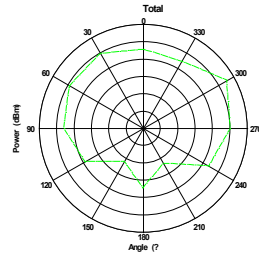
5500




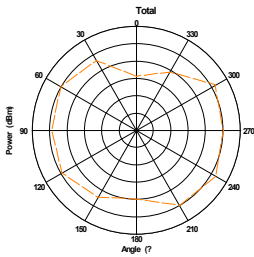
Max: 5  
Min: -25  
Scale: 5div




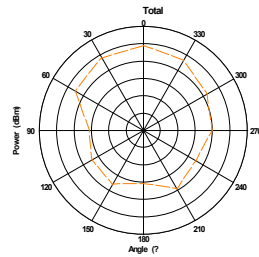
Max: 5  
Min: -25  
Scale: 5div



5850



Max: 5  
Min: -25  
Scale: 5div



Max: 5  
Min: -25  
Scale: 5div

