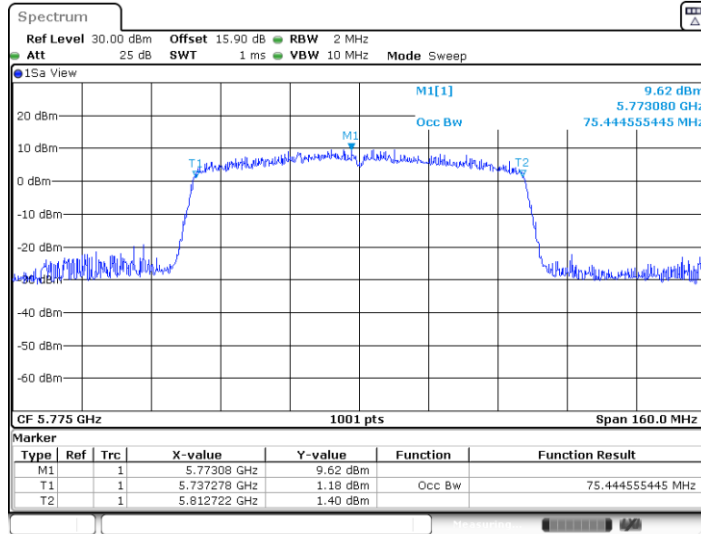


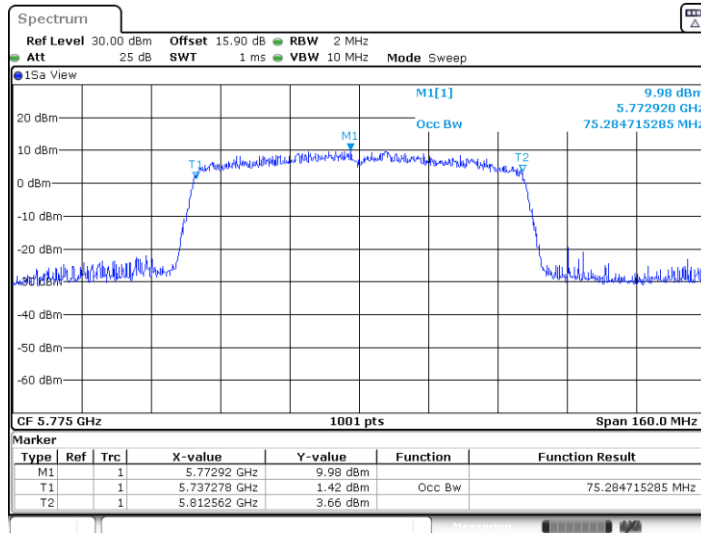


11AC80SISO_Ant1_5775



Date: 12.FEB.2023 11:28:00

11AC80SISO_Ant2_5775



Date: 12.FEB.2023 12:44:41



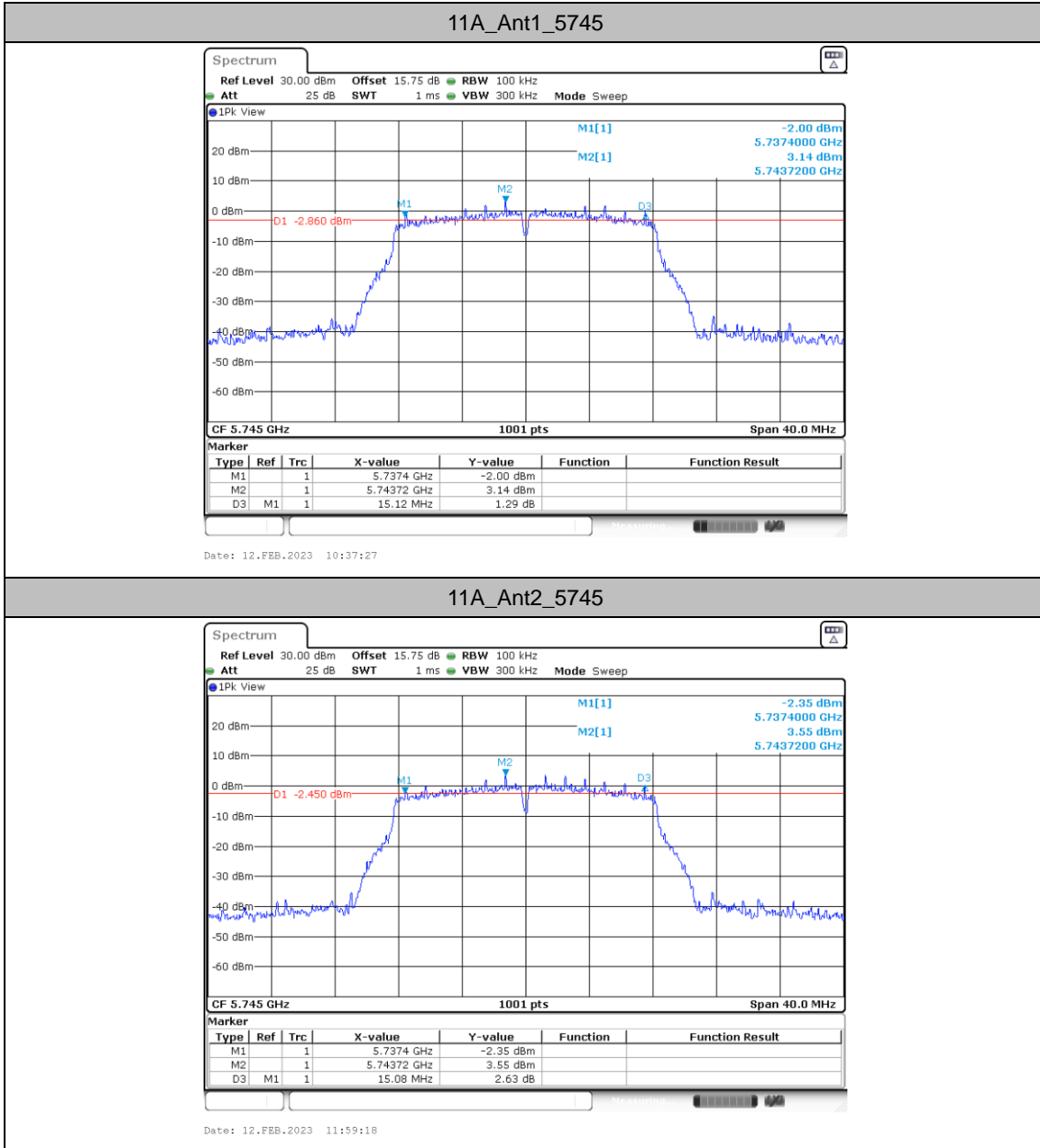
Min emission bandwidth

Test Result

TestMode	Antenna	Freq(MHz)	6dB EBW [MHz]	FL[MHz]	FH[MHz]	Limit[MHz]	Verdict
11A	Ant1	5745	15.12	5737.40	5752.52	0.5	PASS
	Ant2	5745	15.08	5737.40	5752.48	0.5	PASS
	Ant1	5785	15.36	5777.40	5792.76	0.5	PASS
	Ant2	5785	15.80	5777.08	5792.88	0.5	PASS
	Ant1	5825	15.08	5817.44	5832.52	0.5	PASS
	Ant2	5825	15.08	5817.48	5832.56	0.5	PASS
11AC20SISO	Ant1	5745	15.12	5737.40	5752.52	0.5	PASS
	Ant2	5745	14.00	5738.48	5752.48	0.5	PASS
	Ant1	5785	15.36	5777.40	5792.76	0.5	PASS
	Ant2	5785	15.04	5777.48	5792.52	0.5	PASS
	Ant1	5825	15.40	5817.44	5832.84	0.5	PASS
	Ant2	5825	15.12	5817.44	5832.56	0.5	PASS
11AC40SISO	Ant1	5755	35.12	5737.40	5772.52	0.5	PASS
	Ant2	5755	35.04	5737.48	5772.52	0.5	PASS
	Ant1	5795	35.12	5777.48	5812.60	0.5	PASS
	Ant2	5795	35.12	5777.48	5812.60	0.5	PASS
11AC80SISO	Ant1	5775	75.20	5737.40	5812.60	0.5	PASS
	Ant2	5775	75.20	5737.40	5812.60	0.5	PASS

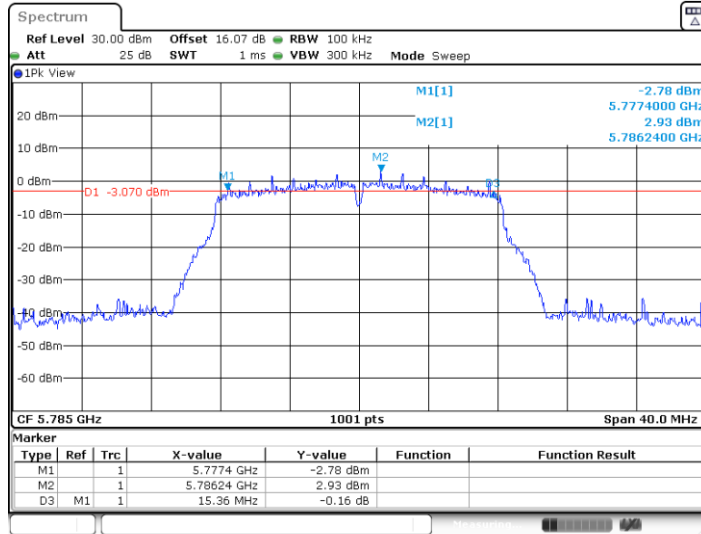


Test Graphs B4

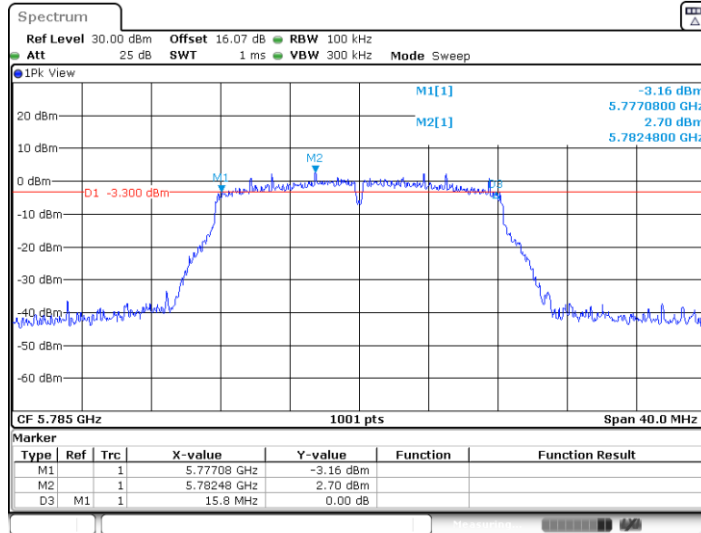




11A_Ant1_5785

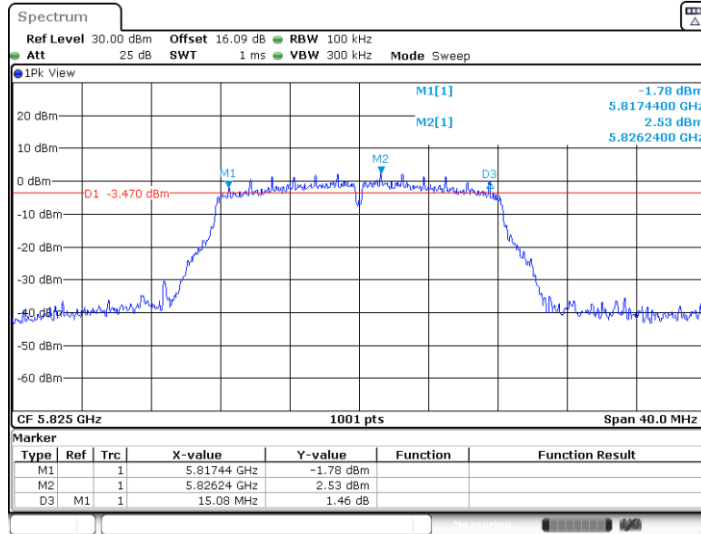


11A_Ant2_5785



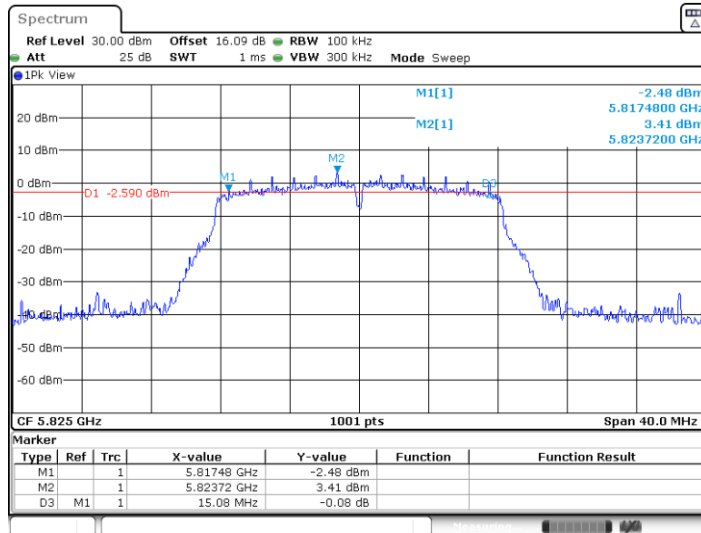


11A_Ant1_5825



Date: 12.FEB.2023 10:40:53

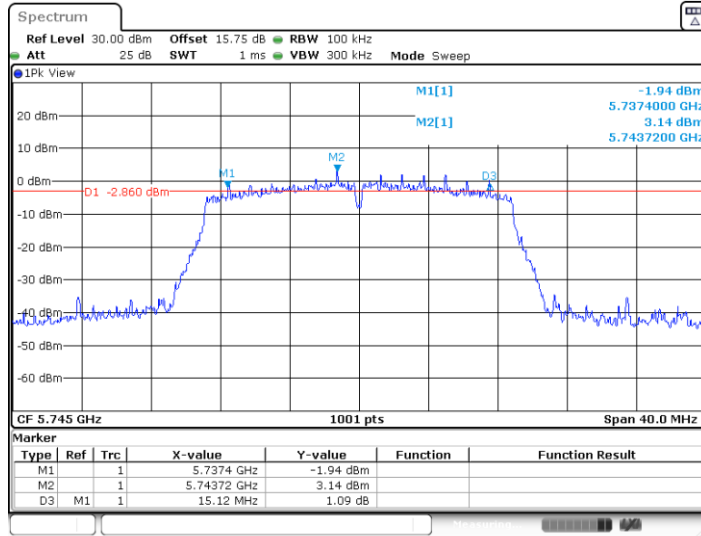
11A_Ant2_5825



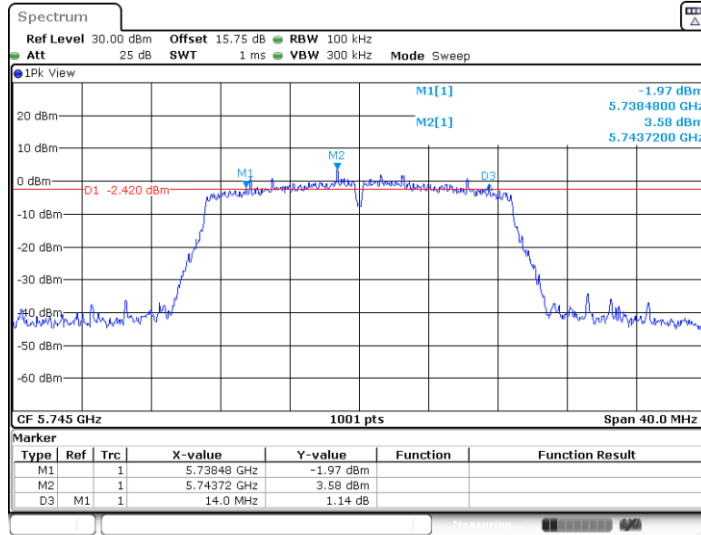
Date: 12.FEB.2023 12:02:24



11AC20SISO_Ant1_5745

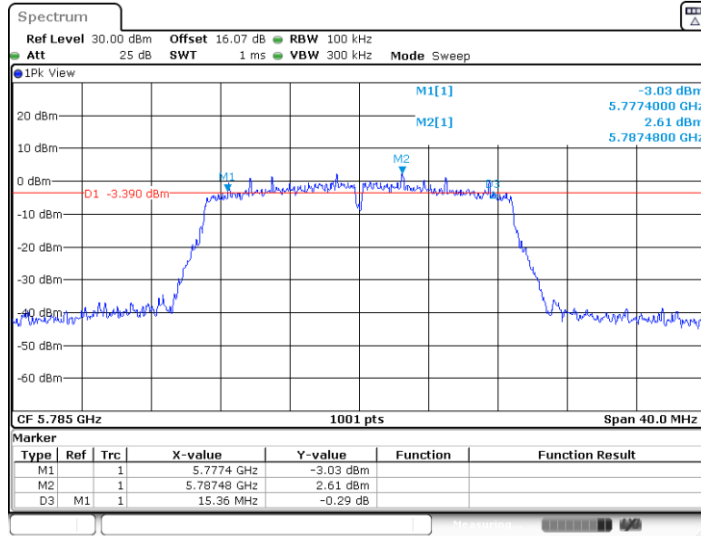


11AC20SISO_Ant2_5745



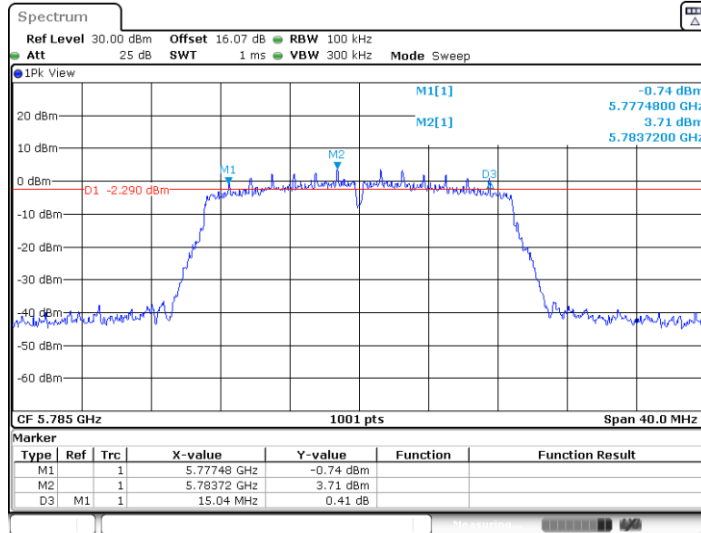


11AC20SISO_Ant1_5785



Date: 12.FEB.2023 11:01:46

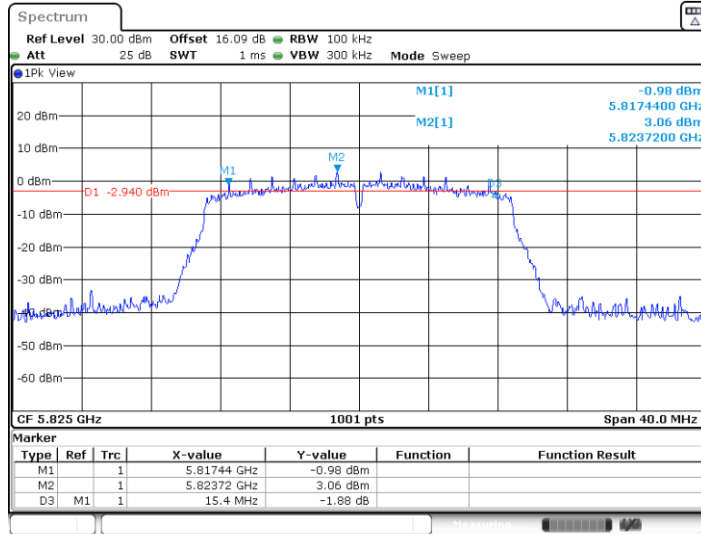
11AC20SISO_Ant2_5785



Date: 12.FEB.2023 12:20:03

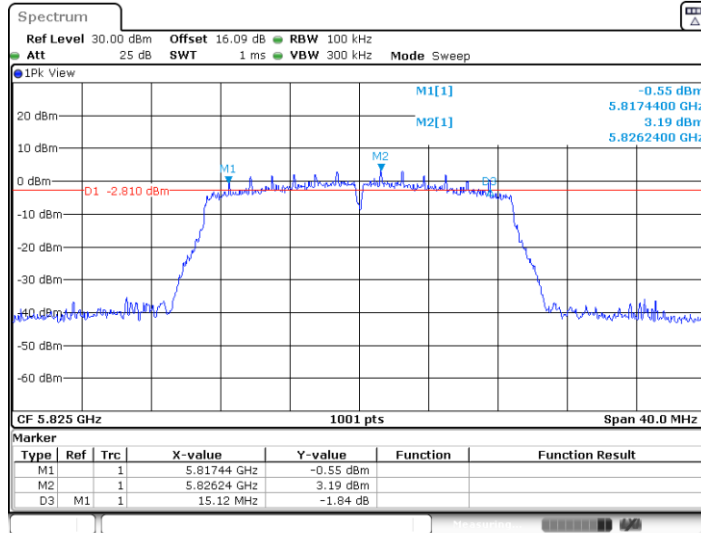


11AC20SISO_Ant1_5825



Date: 12.FEB.2023 11:03:14

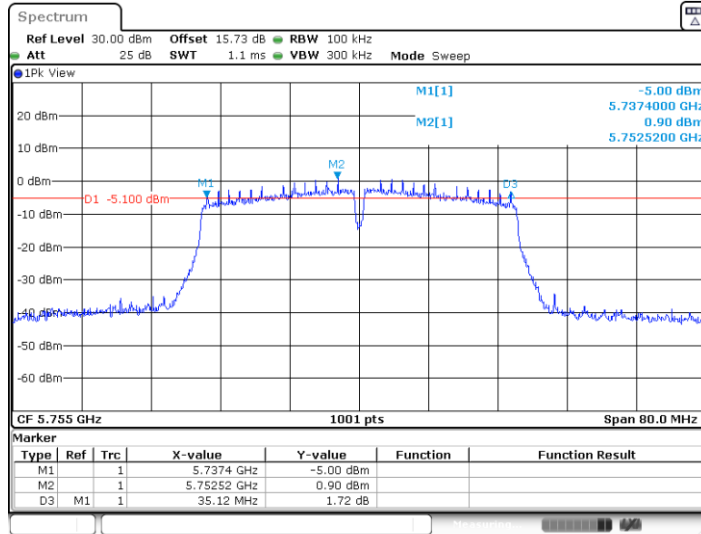
11AC20SISO_Ant2_5825



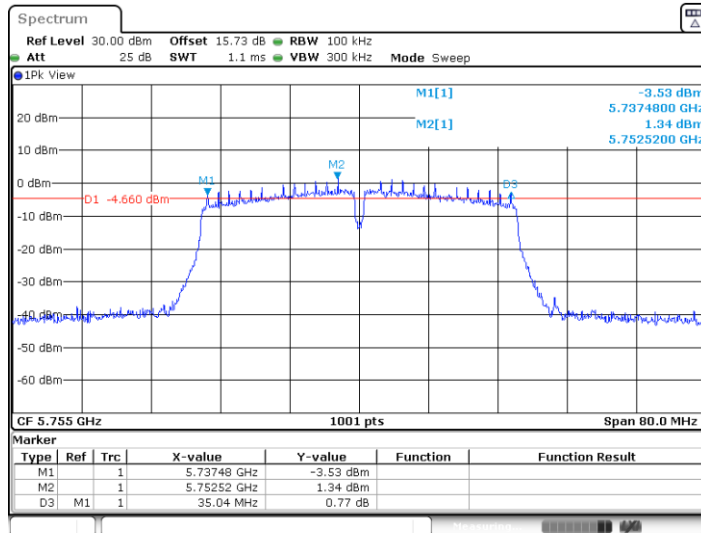
Date: 12.FEB.2023 12:21:33



11AC40SISO_Ant1_5755

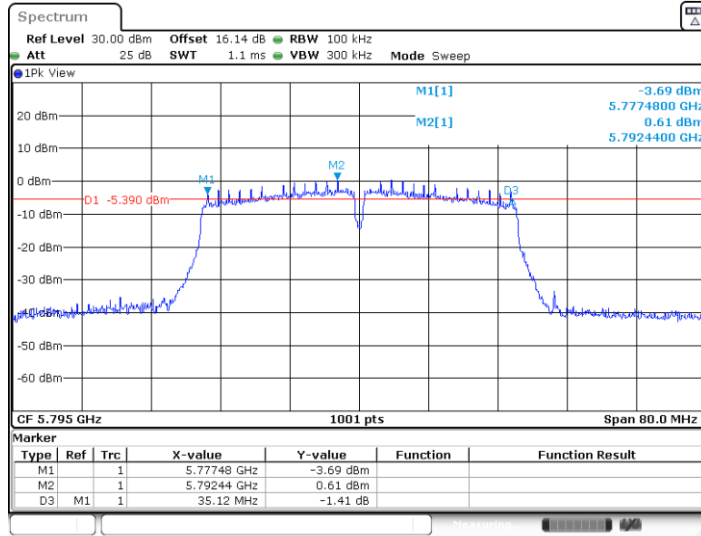


11AC40SISO_Ant2_5755

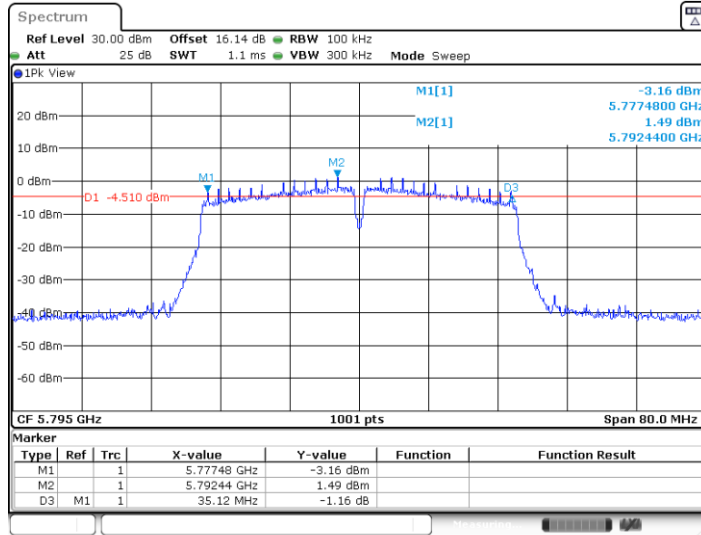




11AC40SISO_Ant1_5795

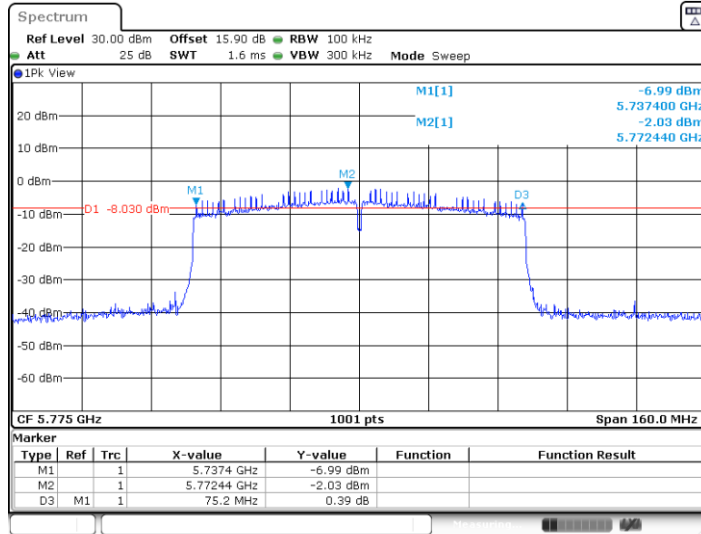


11AC40SISO_Ant2_5795

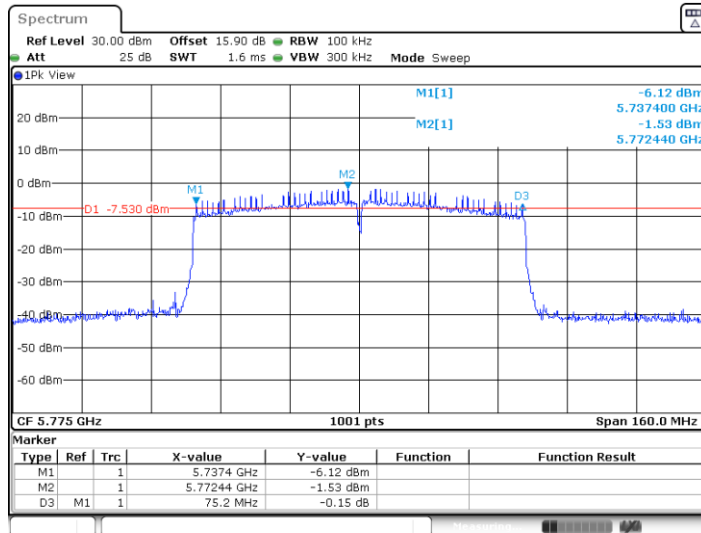




11AC80SISO_Ant1_5775



11AC80SISO_Ant2_5775





Power spectral density

Test Result

TestMode	Antenna	Freq(MHz)	Result [dBm/MHz]	Limit[dBm/MHz]	Verdict	
11A	Ant1	5180	3.24	≤11.00	PASS	
	Ant2	5180	3.68	≤11.00	PASS	
	Ant1	5220	3.38	≤11.00	PASS	
	Ant2	5220	3.67	≤11.00	PASS	
	Ant1	5240	3.99	≤11.00	PASS	
	Ant2	5240	4.22	≤11.00	PASS	
	Ant1	5260	3.44	≤11.00	PASS	
	Ant2	5260	3.76	≤11.00	PASS	
	Ant1	5300	3.38	≤11.00	PASS	
	Ant2	5300	3.95	≤11.00	PASS	
	Ant1	5320	3.07	≤11.00	PASS	
	Ant2	5320	3.66	≤11.00	PASS	
	Ant1	5500	3.98	≤11.00	PASS	
	Ant2	5500	4.31	≤11.00	PASS	
	Ant1	5580	3.5	≤11.00	PASS	
	Ant2	5580	4.08	≤11.00	PASS	
	Ant1	5700	3.35	≤11.00	PASS	
	Ant2	5700	3.75	≤11.00	PASS	
	Ant1	5720_UNII-2C	3.67	≤11.00	PASS	
	Ant2	5720_UNII-2C	3.86	≤11.00	PASS	
	Ant1	5720_UNII-3	-1.01	≤30.00	PASS	
	Ant2	5720_UNII-3	-0.77	≤30.00	PASS	
	Ant1	5745	0.28	≤30.00	PASS	
	Ant2	5745	0.62	≤30.00	PASS	
	Ant1	5785	0.11	≤30.00	PASS	
	Ant2	5785	0.76	≤30.00	PASS	
	Ant1	5825	-0.03	≤30.00	PASS	
	Ant2	5825	0.42	≤30.00	PASS	
	11AC20SISO	Ant1	5180	3.02	≤11.00	PASS
		Ant2	5180	3.34	≤11.00	PASS
Ant1		5220	3.09	≤11.00	PASS	
Ant2		5220	3.28	≤11.00	PASS	
Ant1		5240	3.68	≤11.00	PASS	
Ant2		5240	3.89	≤11.00	PASS	
Ant1		5260	3.08	≤11.00	PASS	
Ant2		5260	3.48	≤11.00	PASS	
Ant1		5300	3.03	≤11.00	PASS	
Ant2		5300	3.63	≤11.00	PASS	
Ant1		5320	2.71	≤11.00	PASS	
Ant2		5320	3.29	≤11.00	PASS	
Ant1		5500	3.73	≤11.00	PASS	
Ant2		5500	3.97	≤11.00	PASS	
Ant1		5580	3.19	≤11.00	PASS	
Ant2		5580	3.86	≤11.00	PASS	
Ant1		5700	3.03	≤11.00	PASS	
Ant2		5700	3.43	≤11.00	PASS	
Ant1		5720_UNII-2C	3.25	≤11.00	PASS	
Ant2		5720_UNII-2C	3.57	≤11.00	PASS	
Ant1	5720_UNII-3	-1.44	≤30.00	PASS		
Ant2	5720_UNII-3	-1.09	≤30.00	PASS		



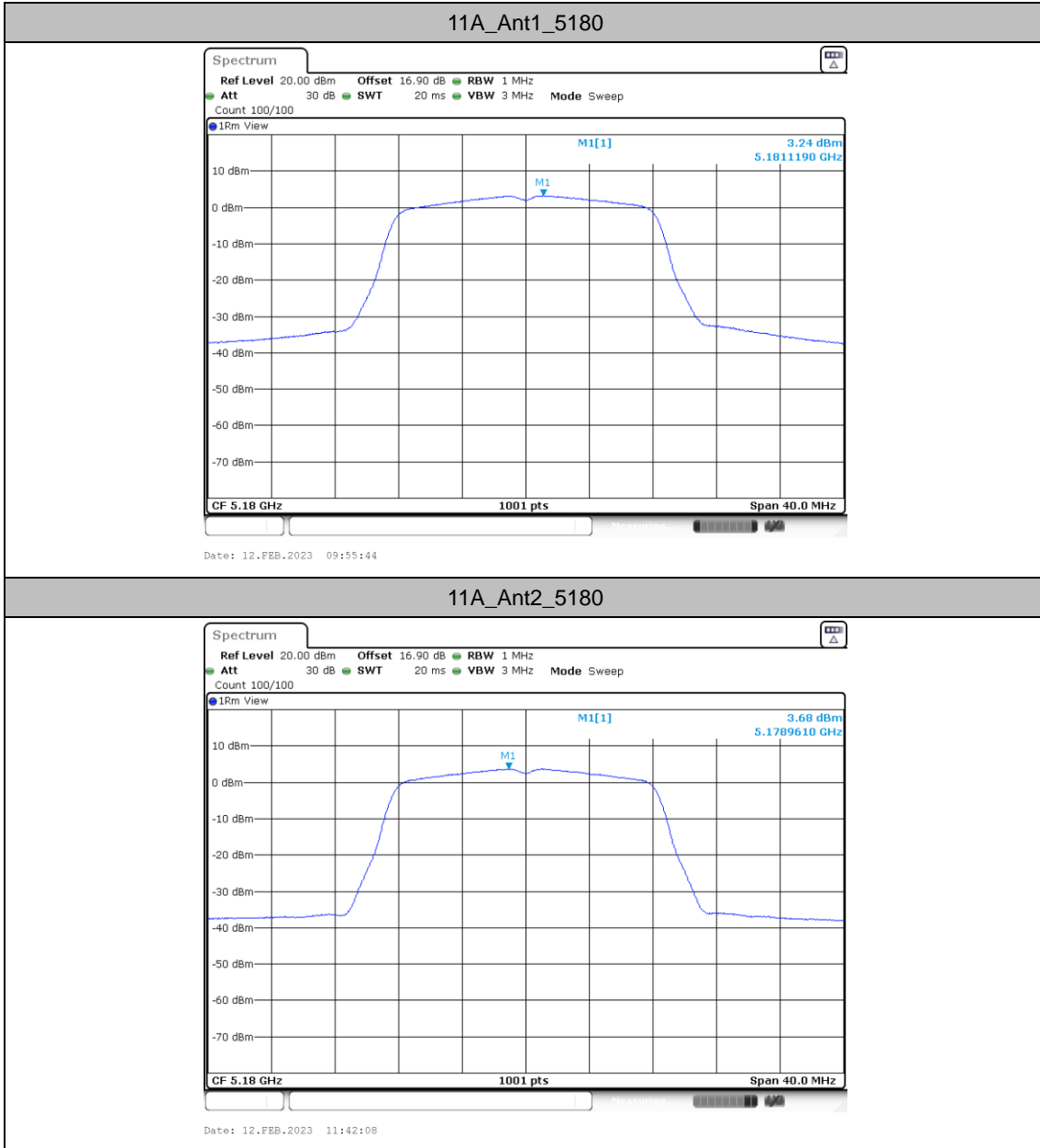
	Ant1	5745	-0.14	≤30.00	PASS
	Ant2	5745	0.3	≤30.00	PASS
	Ant1	5785	-0.33	≤30.00	PASS
	Ant2	5785	0.32	≤30.00	PASS
	Ant1	5825	-0.25	≤30.00	PASS
	Ant2	5825	0.03	≤30.00	PASS
11AC40SISO	Ant1	5190	0.46	≤11.00	PASS
	Ant2	5190	1.02	≤11.00	PASS
	Ant1	5230	0.45	≤11.00	PASS
	Ant2	5230	0.47	≤11.00	PASS
	Ant1	5270	0.21	≤11.00	PASS
	Ant2	5270	0.54	≤11.00	PASS
	Ant1	5310	0.07	≤11.00	PASS
	Ant2	5310	0.55	≤11.00	PASS
	Ant1	5510	0.57	≤11.00	PASS
	Ant2	5510	0.9	≤11.00	PASS
	Ant1	5550	0.17	≤11.00	PASS
	Ant2	5550	0.99	≤11.00	PASS
	Ant1	5670	0.5	≤11.00	PASS
	Ant2	5670	0.85	≤11.00	PASS
	Ant1	5710_UNII-2C	0.46	≤11.00	PASS
	Ant2	5710_UNII-2C	0.94	≤11.00	PASS
	Ant1	5710_UNII-3	-5.87	≤30.00	PASS
	Ant2	5710_UNII-3	-5.25	≤30.00	PASS
	Ant1	5755	-2.85	≤30.00	PASS
	Ant2	5755	-2.35	≤30.00	PASS
Ant1	5795	-2.96	≤30.00	PASS	
Ant2	5795	-2.19	≤30.00	PASS	
11AC80SISO	Ant1	5210	-4.9	≤11.00	PASS
	Ant2	5210	-4.4	≤11.00	PASS
	Ant1	5290	-5	≤11.00	PASS
	Ant2	5290	-4.49	≤11.00	PASS
	Ant1	5530	-5.09	≤11.00	PASS
	Ant2	5530	-3.24	≤11.00	PASS
	Ant1	5610	-2.96	≤11.00	PASS
	Ant2	5610	-2.05	≤11.00	PASS
	Ant1	5690_UNII-2C	-2.87	≤11.00	PASS
	Ant2	5690_UNII-2C	-2.69	≤11.00	PASS
	Ant1	5690_UNII-3	-8.86	≤30.00	PASS
	Ant2	5690_UNII-3	-8.76	≤30.00	PASS
	Ant1	5775	-5.99	≤30.00	PASS
	Ant2	5775	-5.51	≤30.00	PASS

Note: 1. The Result and Limit Unit is dBm/500 kHz in the band 5.725–5.85 GHz.

2. The Duty Cycle Factor and is compensated in the graph.

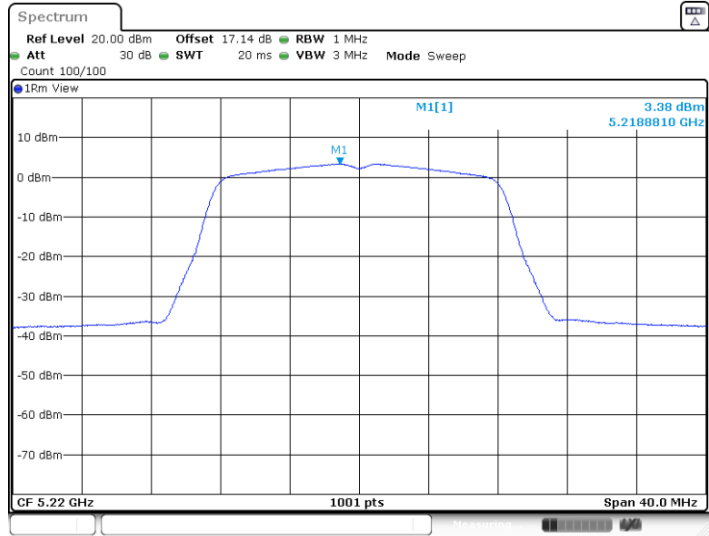


Test Graphs



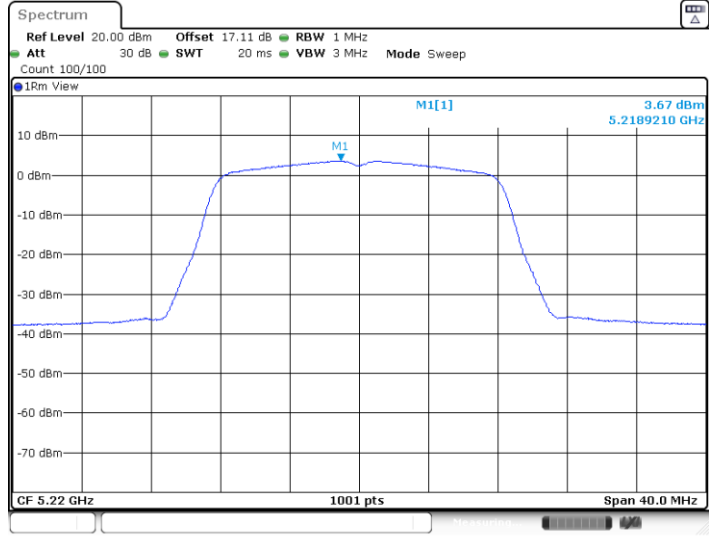


11A_Ant1_5220



Date: 12.FEB.2023 09:57:13

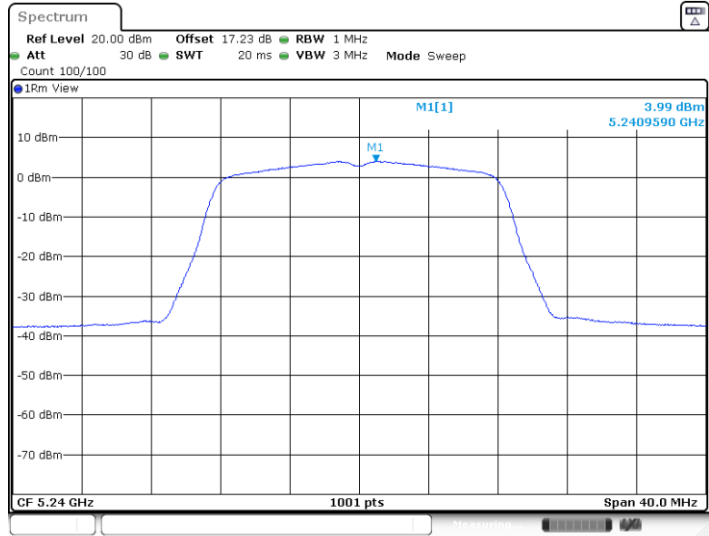
11A_Ant2_5220



Date: 12.FEB.2023 11:43:21

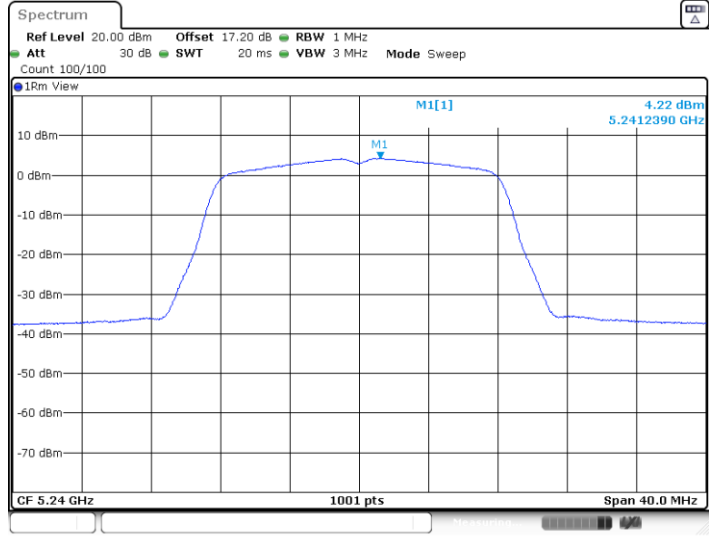


11A_Ant1_5240



Date: 12.FEB.2023 10:12:15

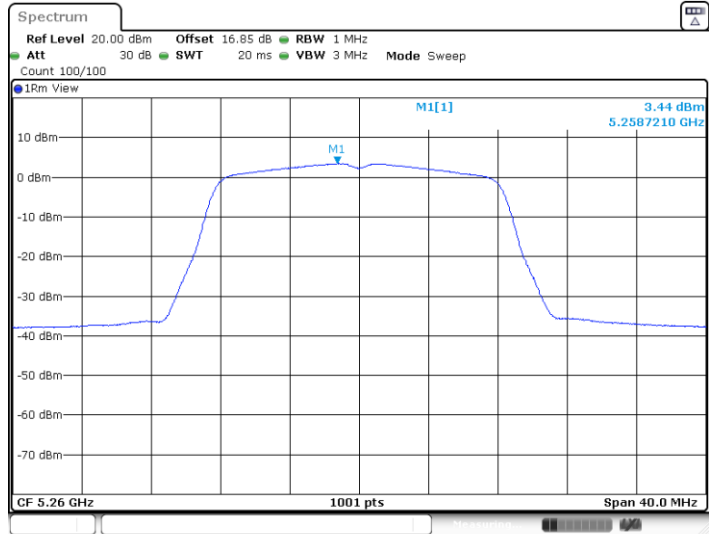
11A_Ant2_5240



Date: 12.FEB.2023 11:48:33

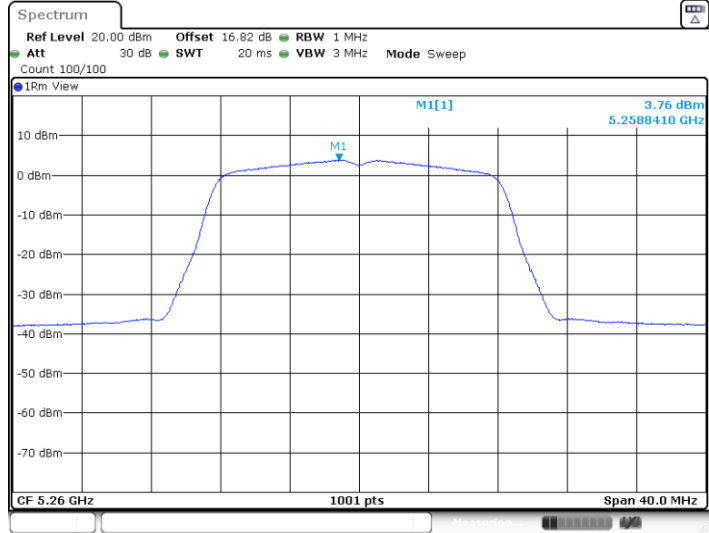


11A_Ant1_5260

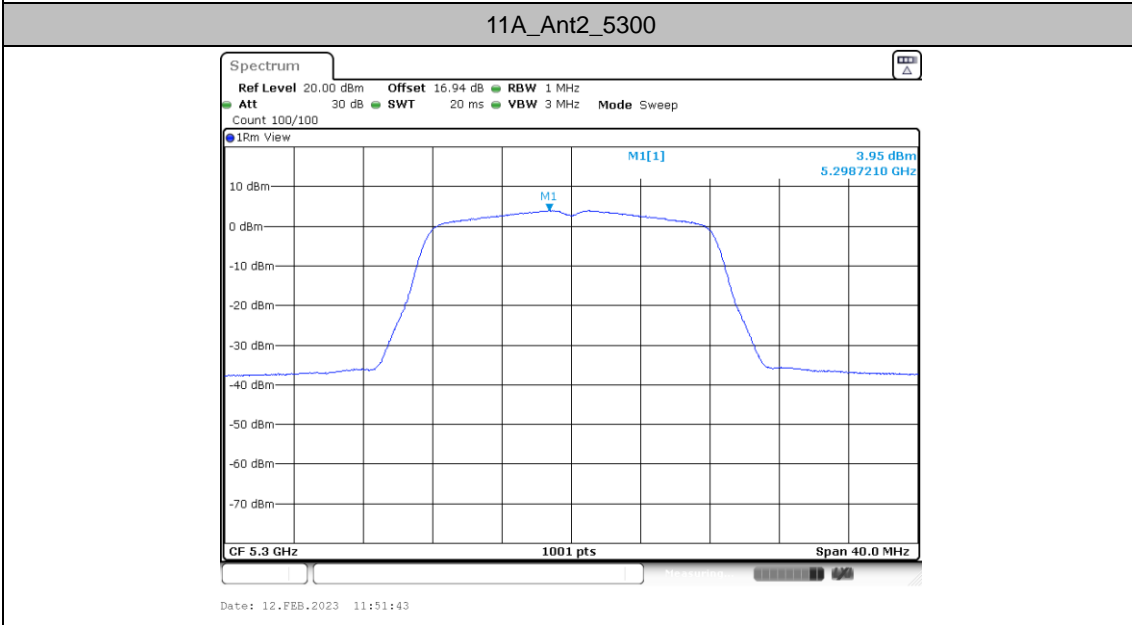
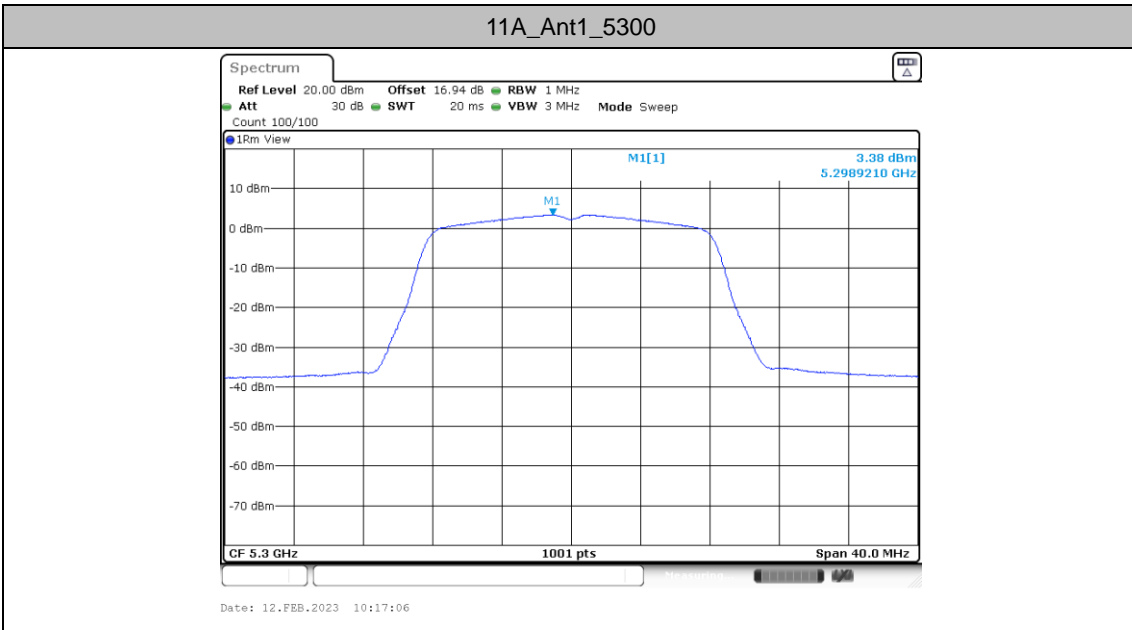


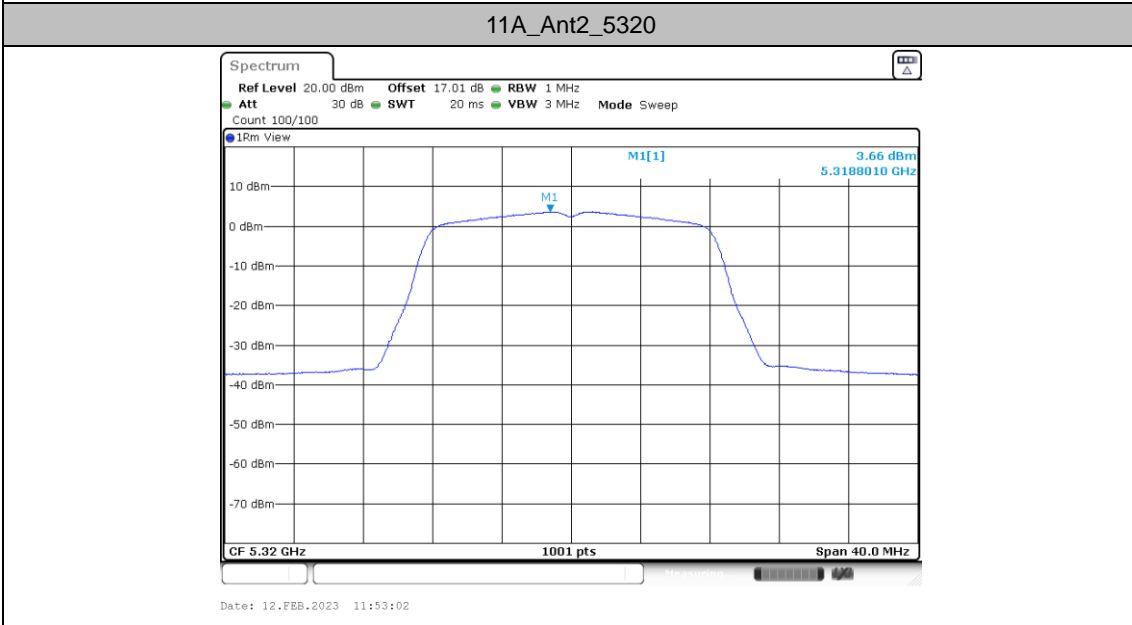
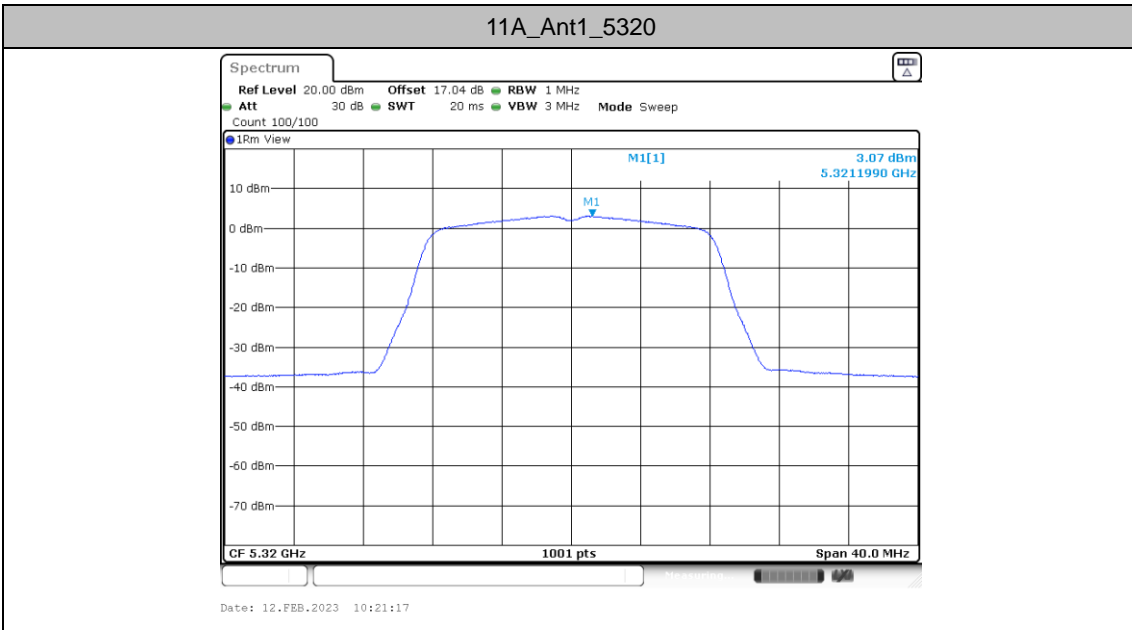
Date: 12.FEB.2023 10:14:18

11A_Ant2_5260



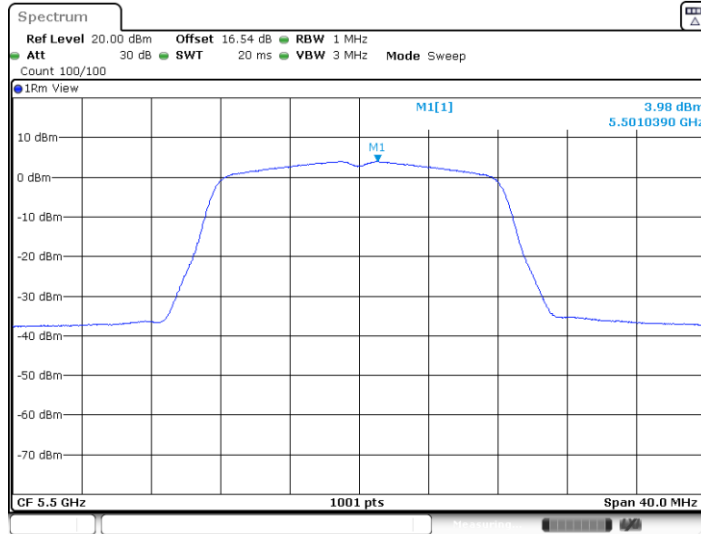
Date: 12.FEB.2023 11:49:55





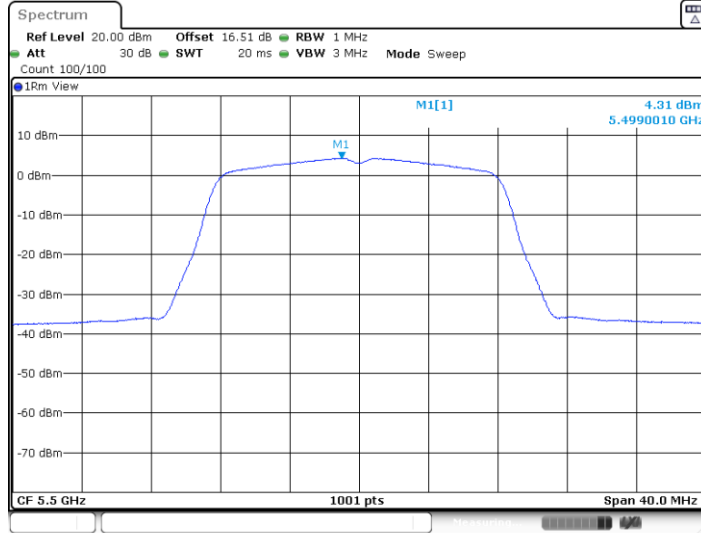


11A_Ant1_5500

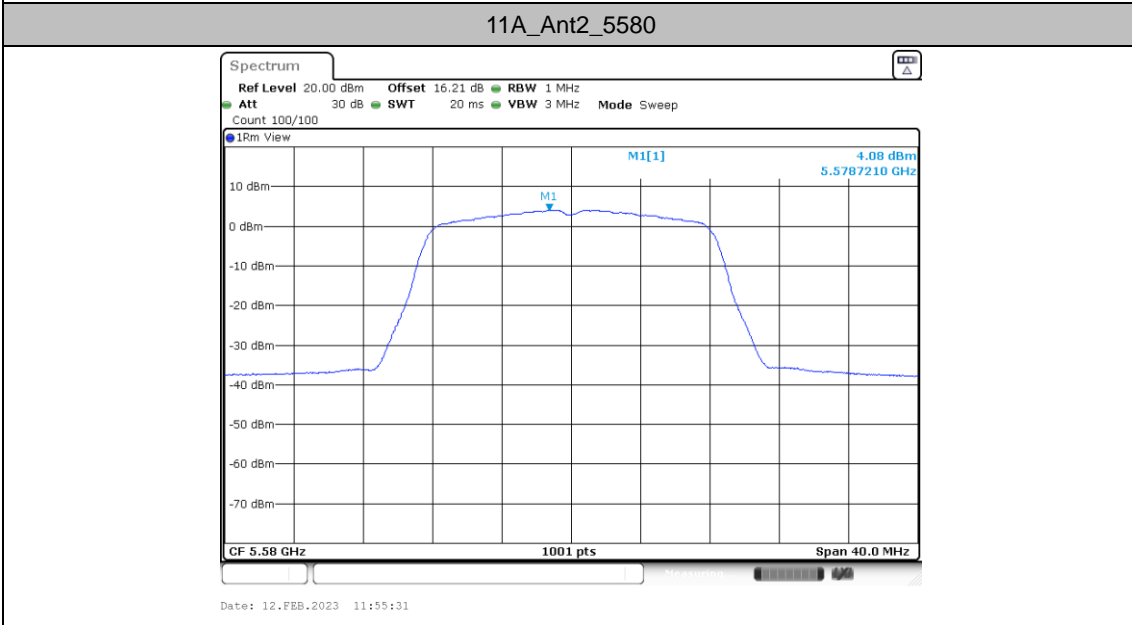
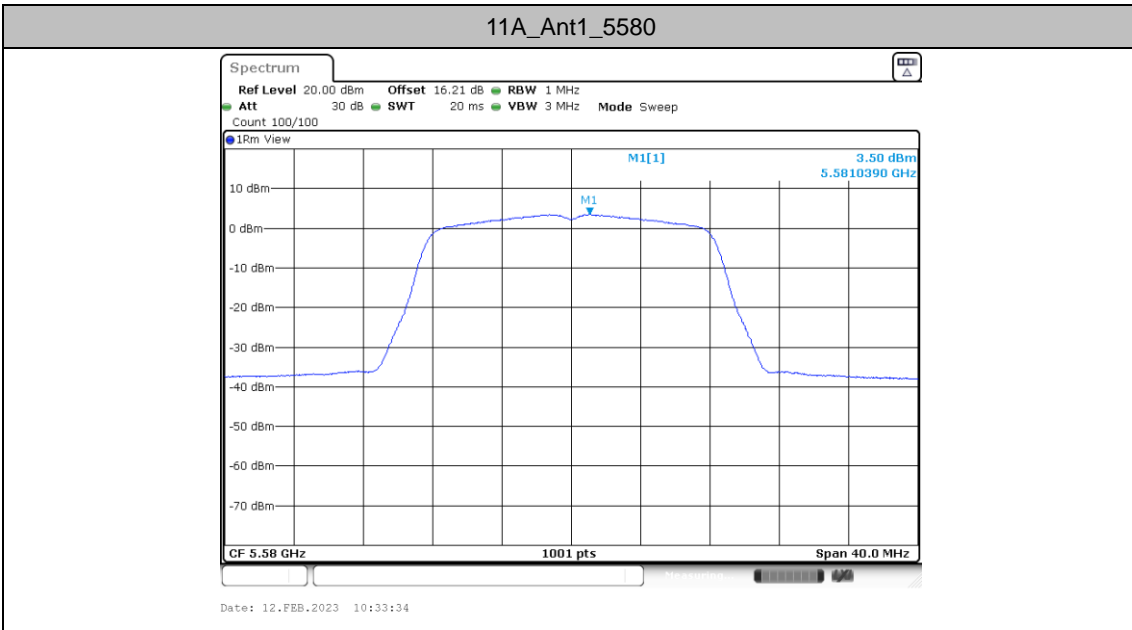


Date: 12.FEB.2023 10:31:01

11A_Ant2_5500

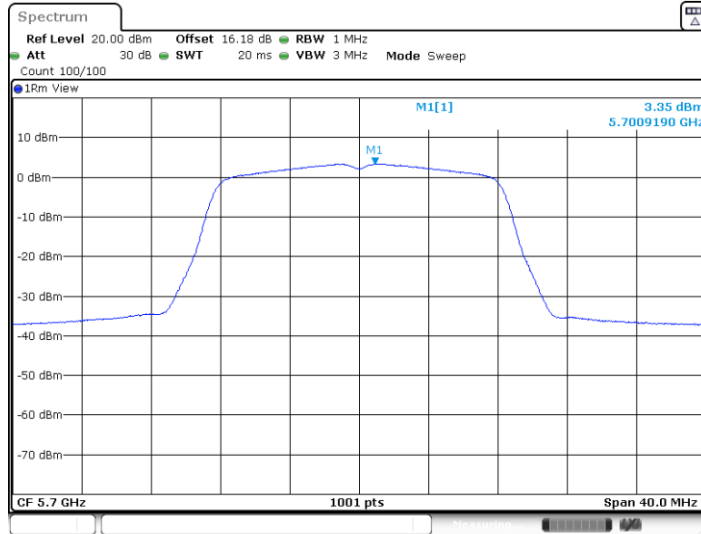


Date: 12.FEB.2023 11:54:20



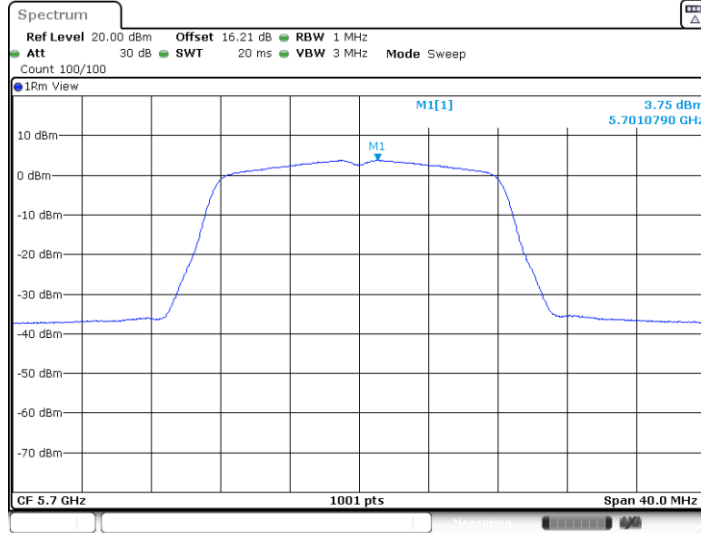


11A_Ant1_5700



Date: 12.FEB.2023 10:34:57

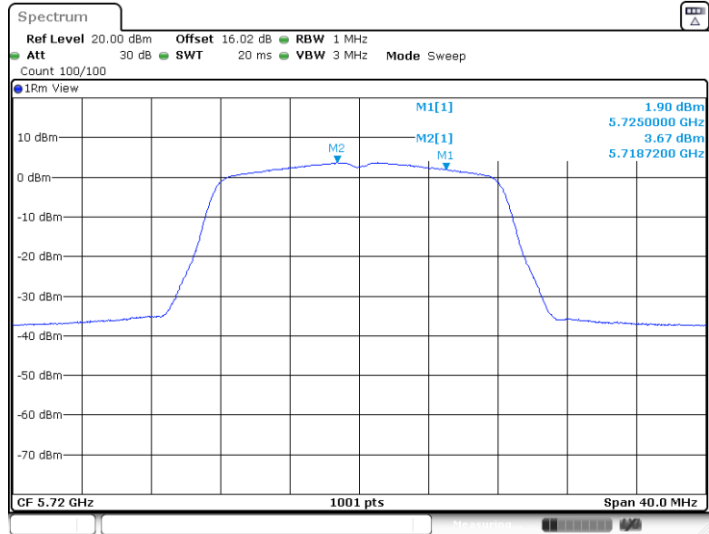
11A_Ant2_5700



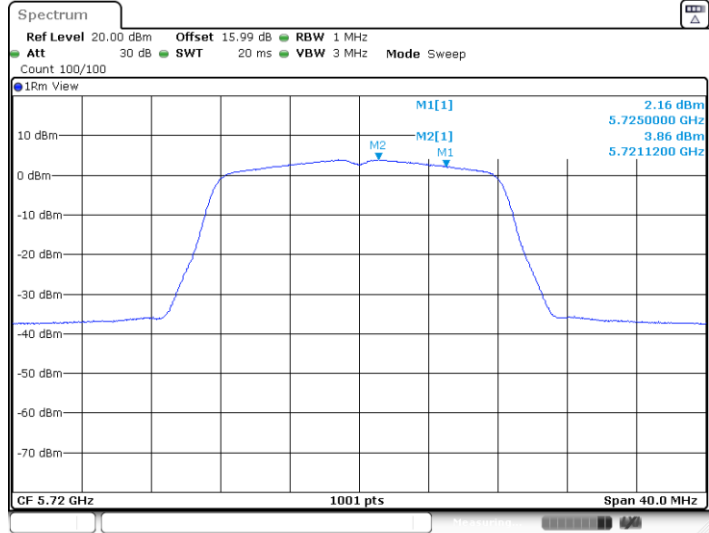
Date: 12.FEB.2023 11:57:15

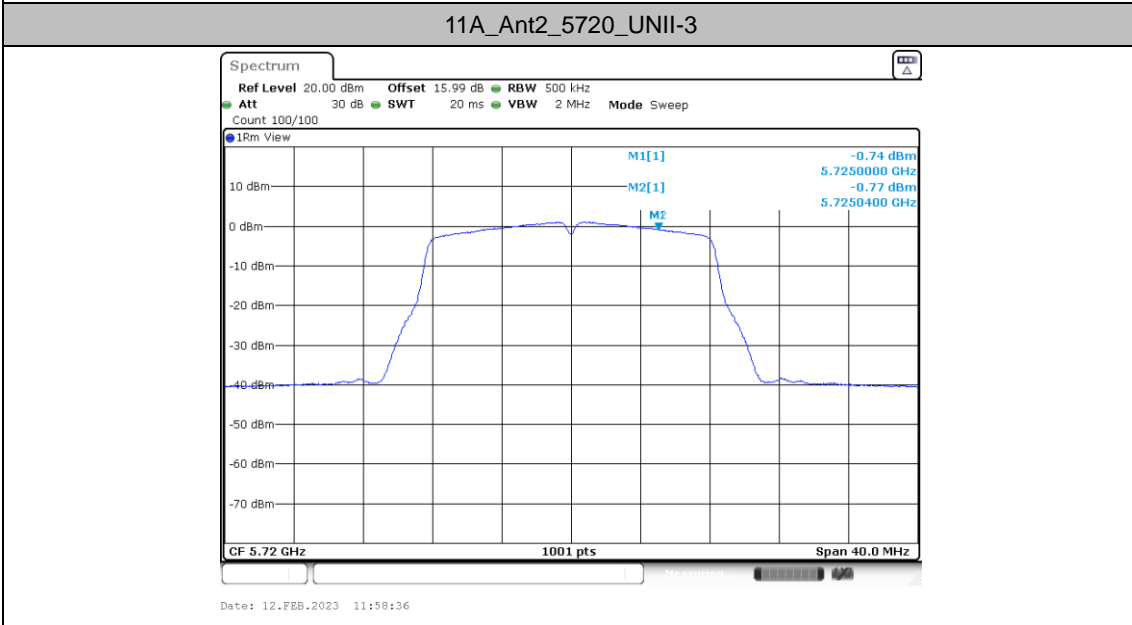
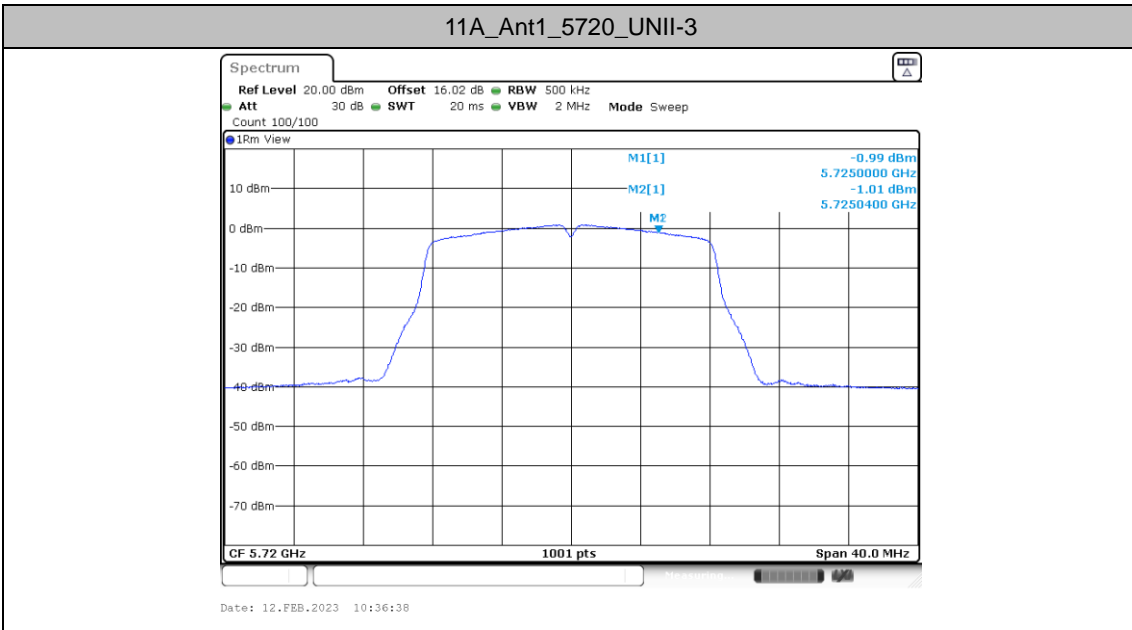


11A_Ant1_5720_UNII-2C



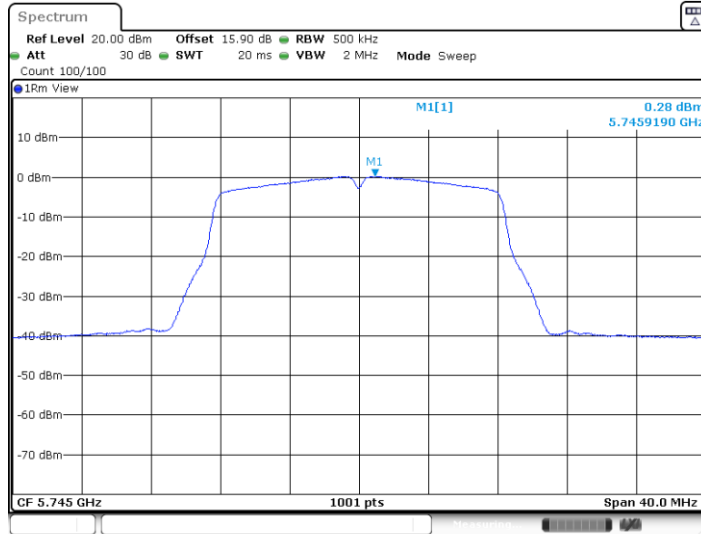
11A_Ant2_5720_UNII-2C





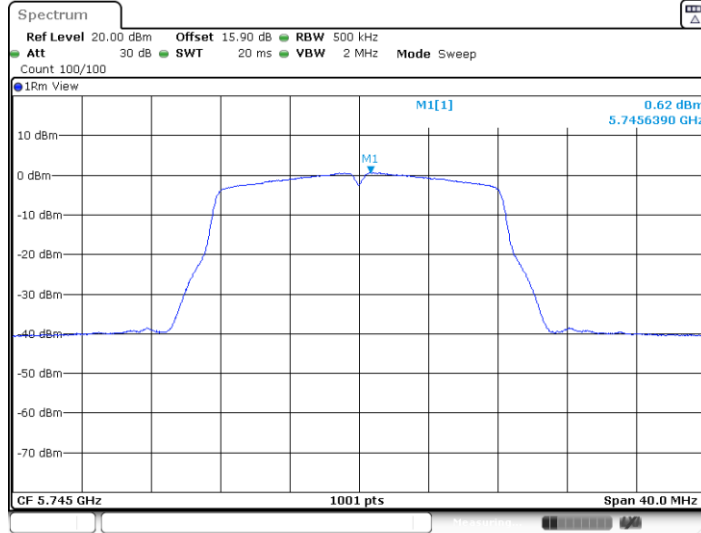


11A_Ant1_5745

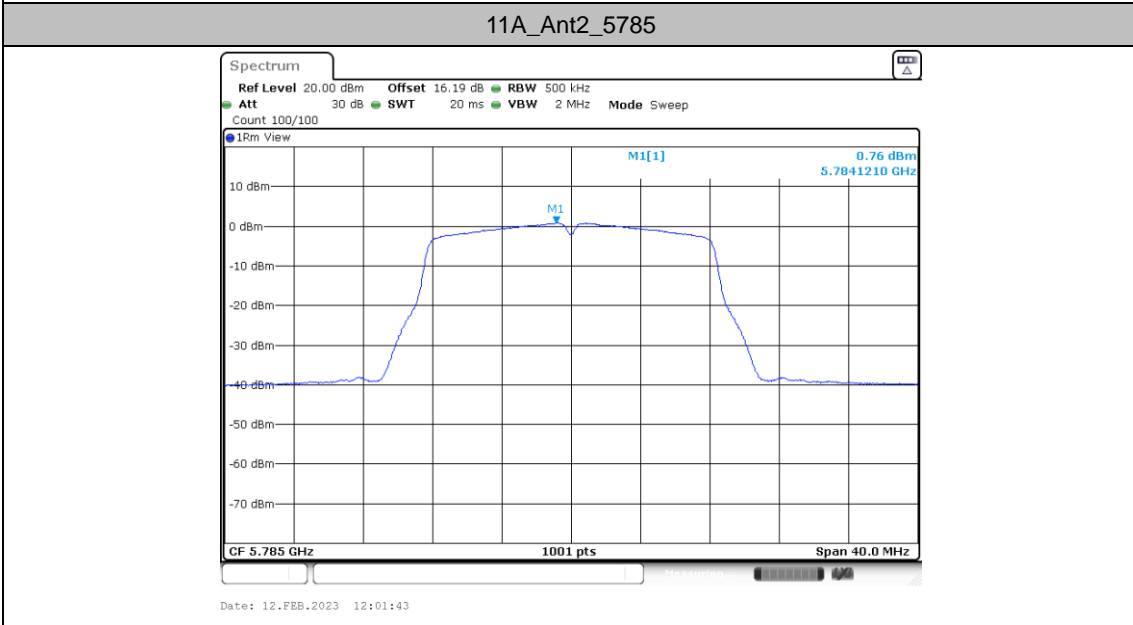
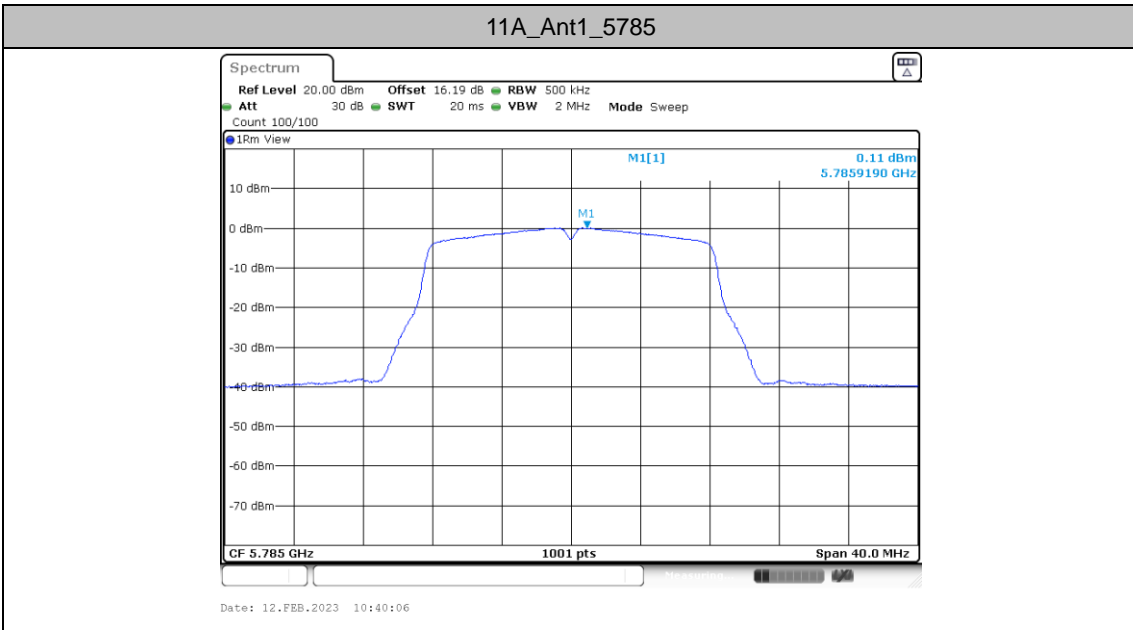


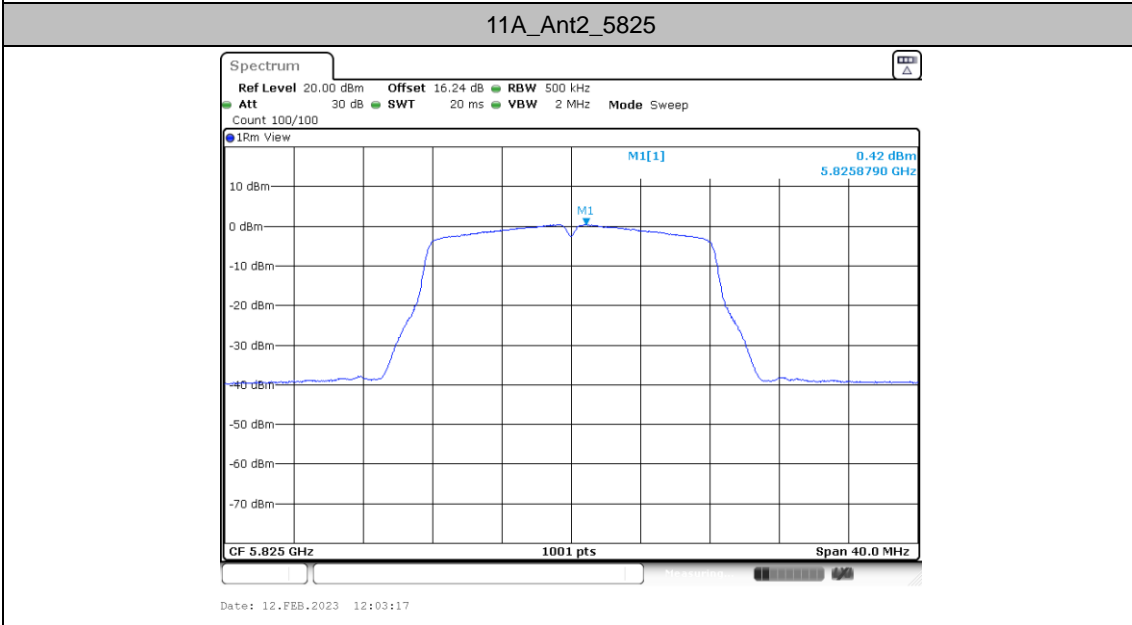
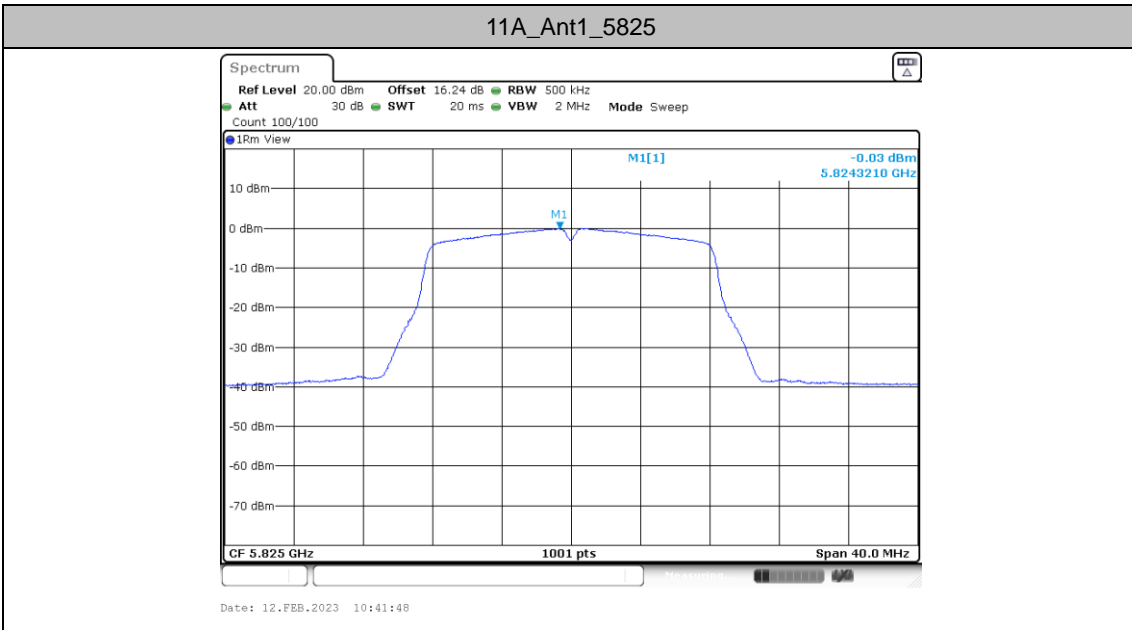
Date: 12.FEB.2023 10:38:20

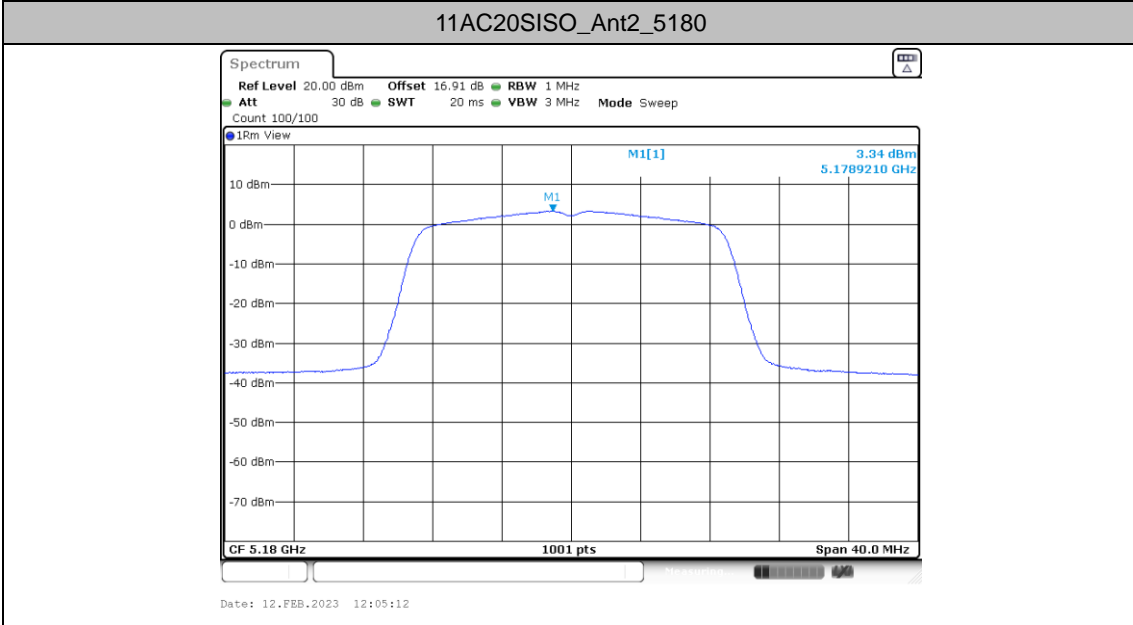
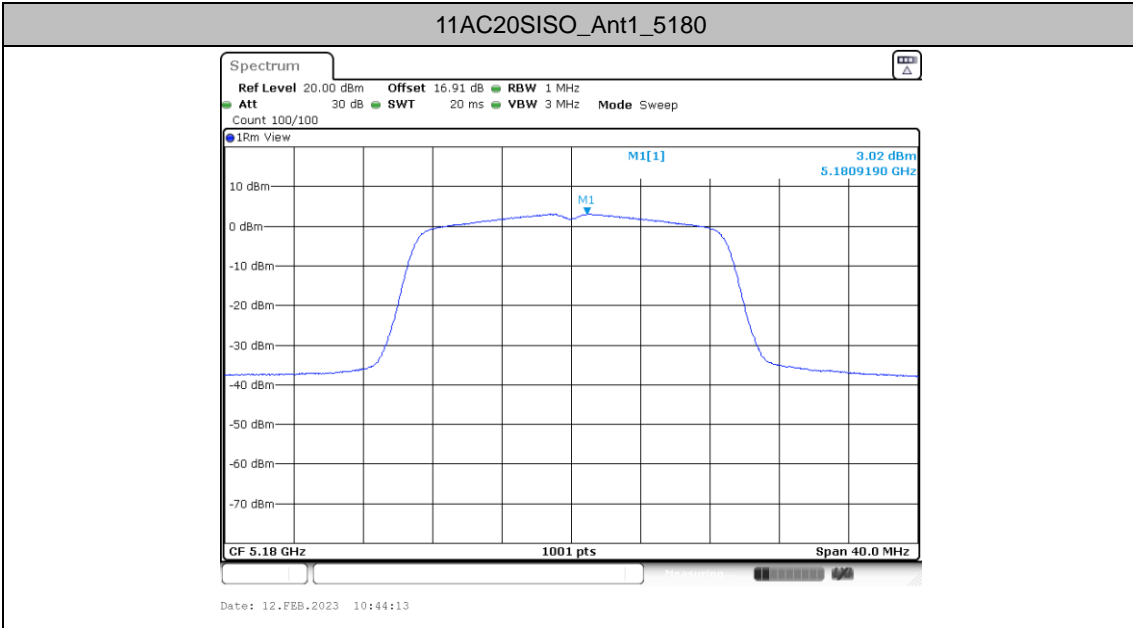
11A_Ant2_5745

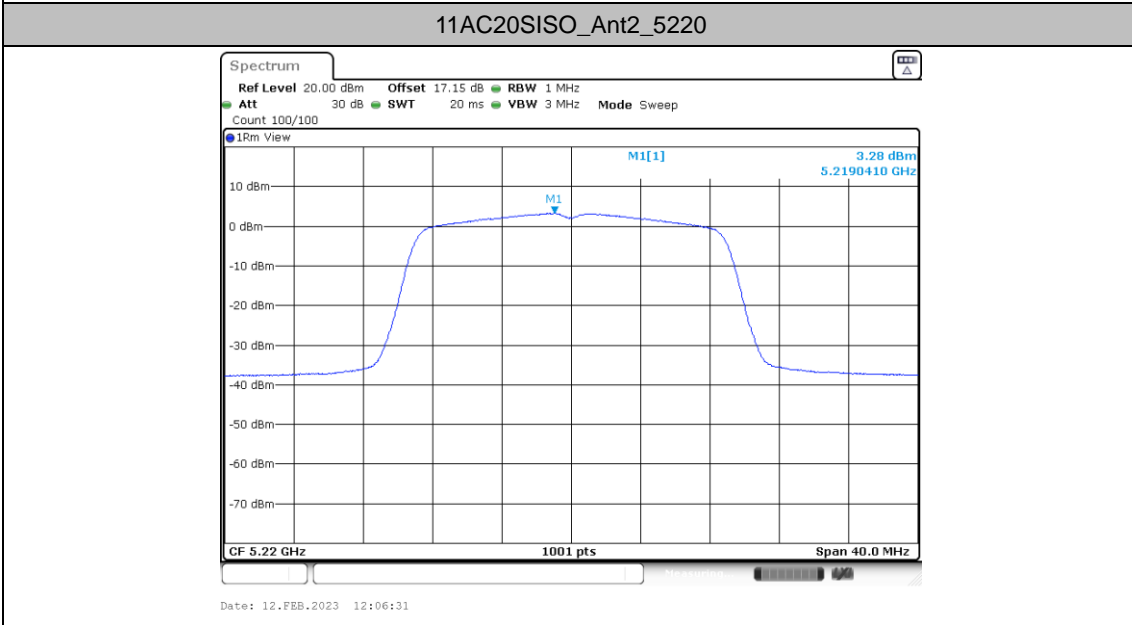
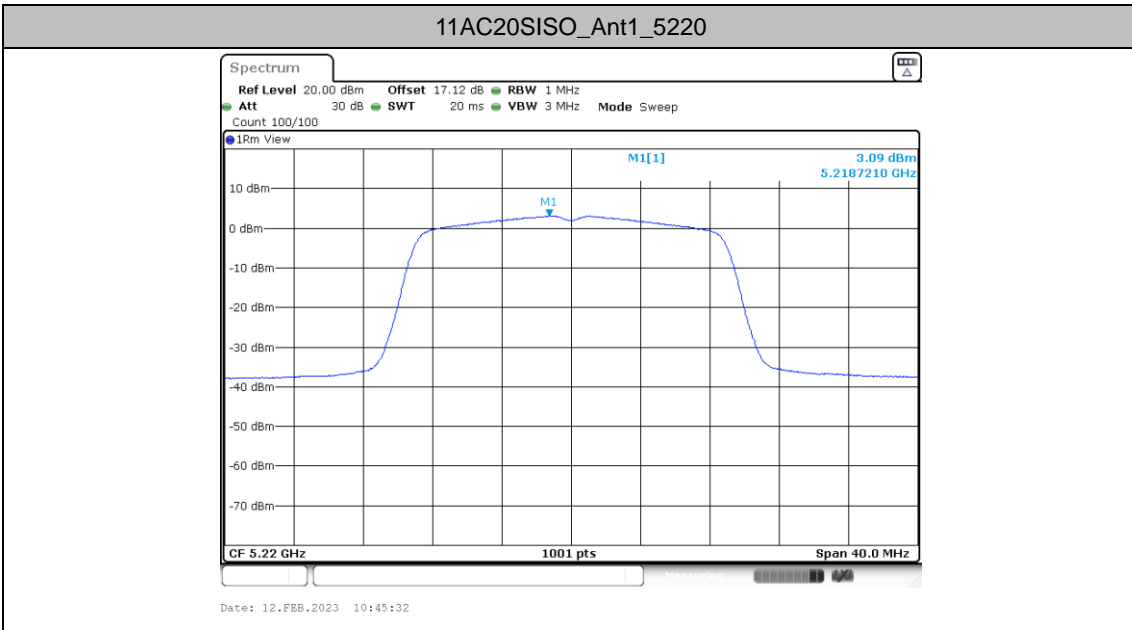


Date: 12.FEB.2023 12:00:08



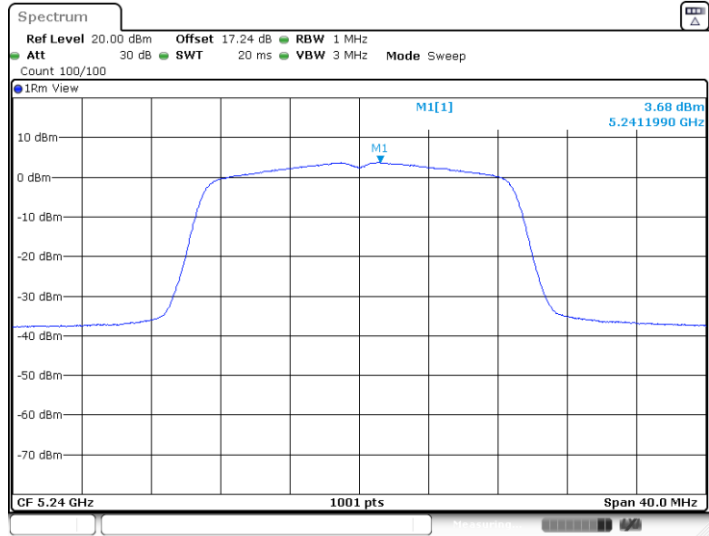






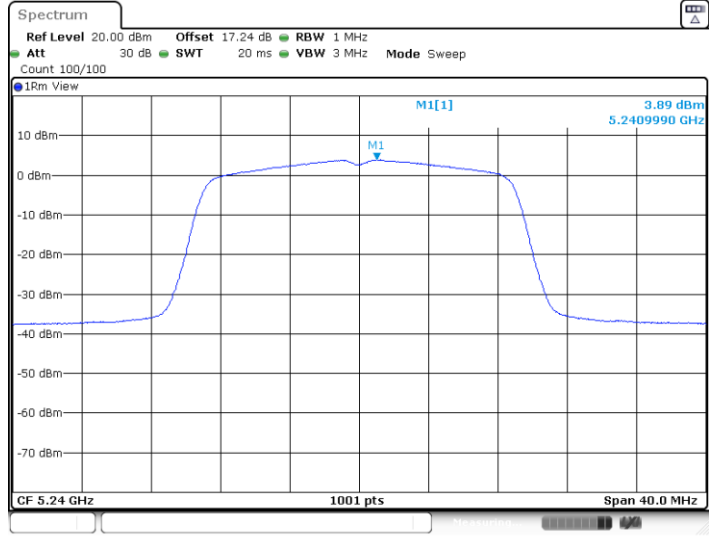


11AC20SISO_Ant1_5240



Date: 12.FEB.2023 10:46:52

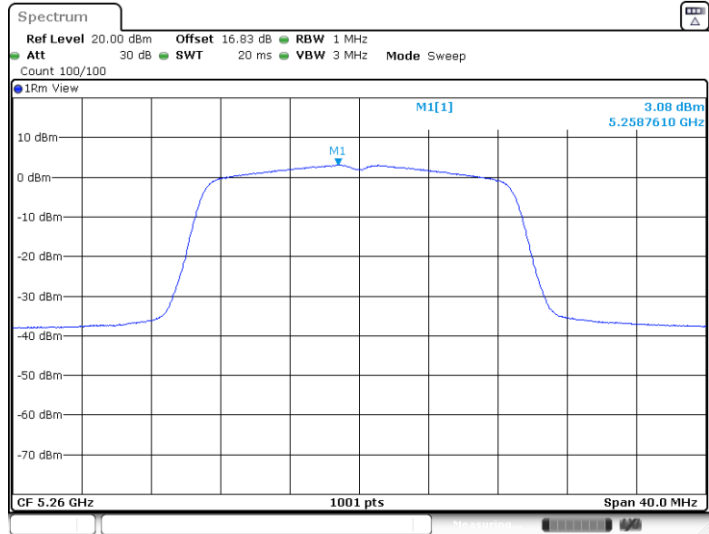
11AC20SISO_Ant2_5240



Date: 12.FEB.2023 12:07:48

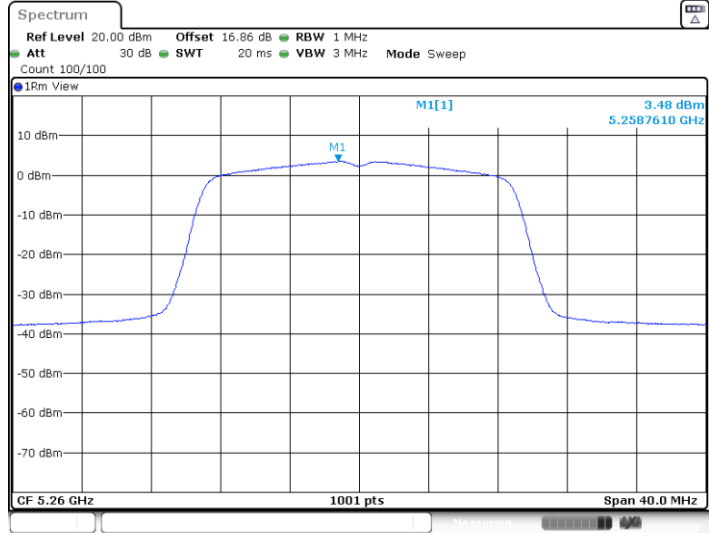


11AC20SISO_Ant1_5260



Date: 12.FEB.2023 10:48:10

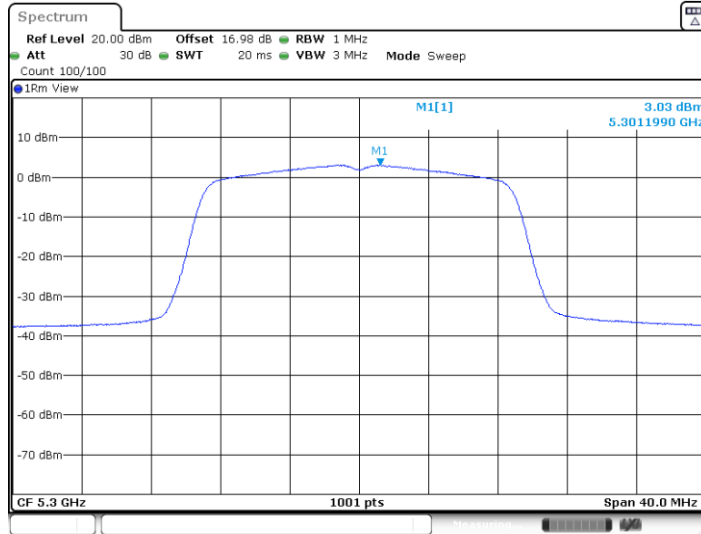
11AC20SISO_Ant2_5260



Date: 12.FEB.2023 12:09:11

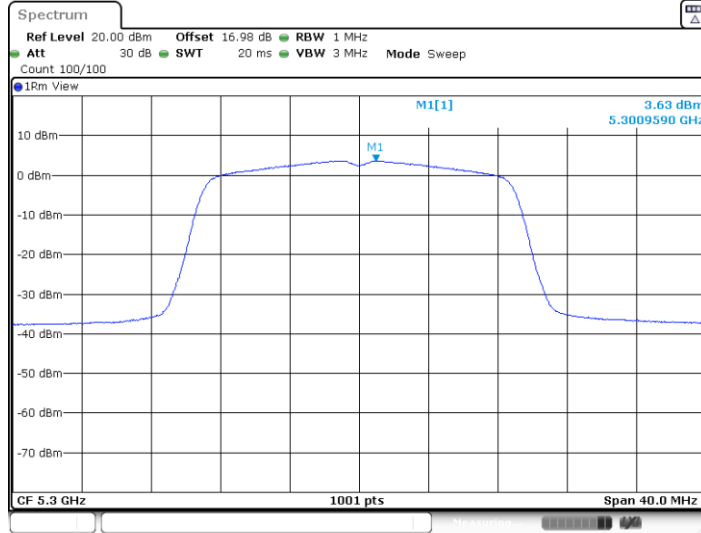


11AC20SISO_Ant1_5300

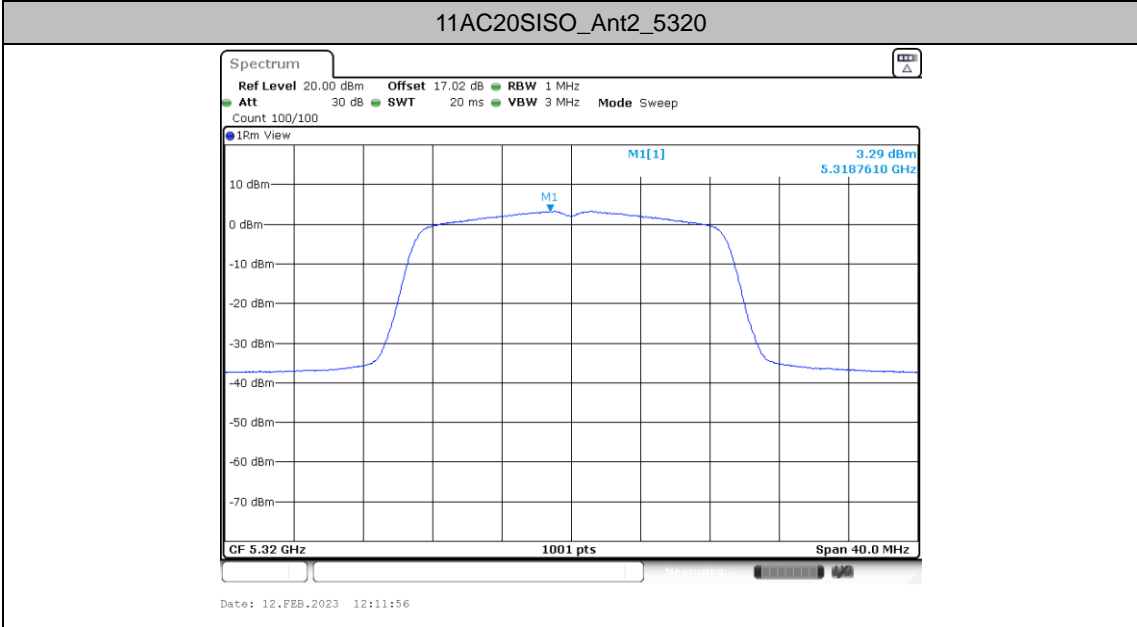
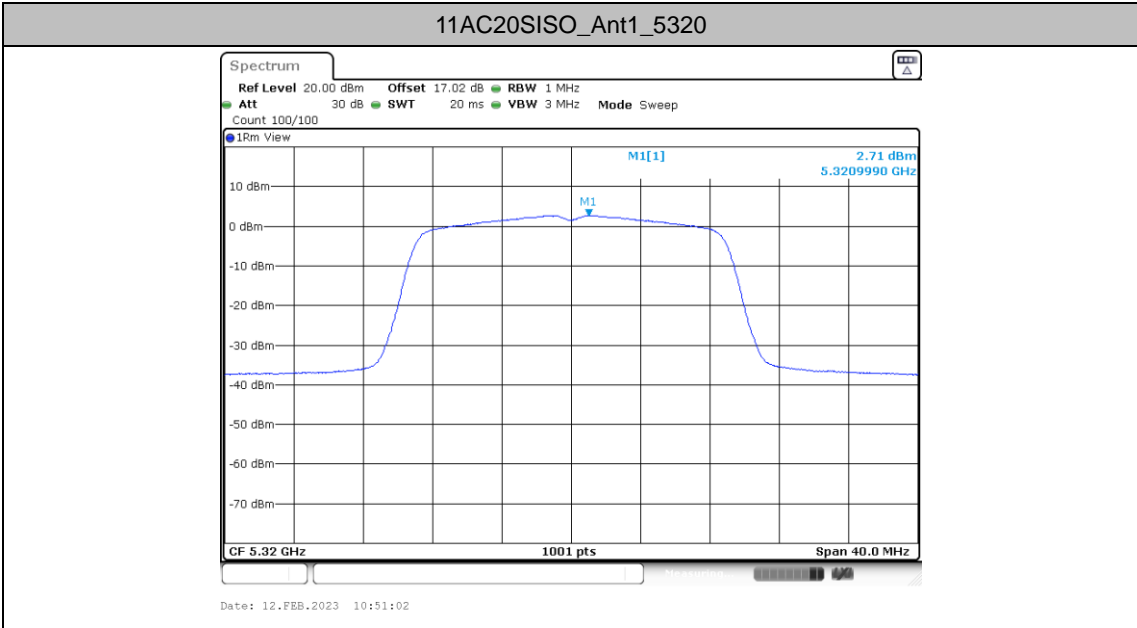


Date: 12.FEB.2023 10:49:39

11AC20SISO_Ant2_5300

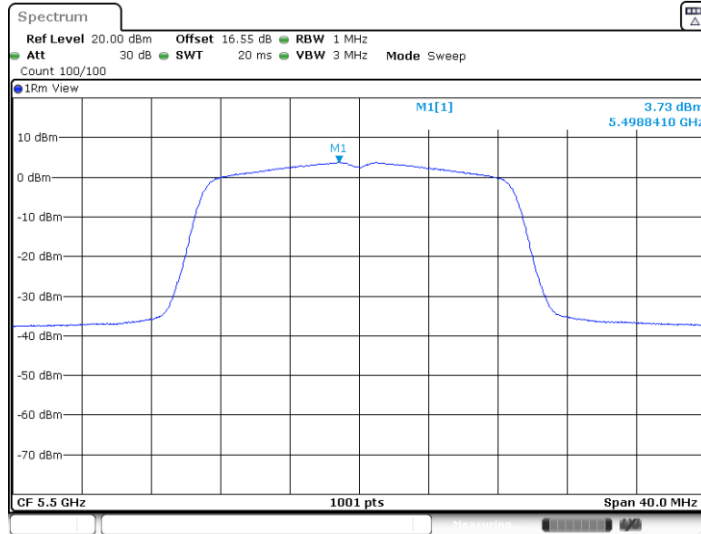


Date: 12.FEB.2023 12:10:38



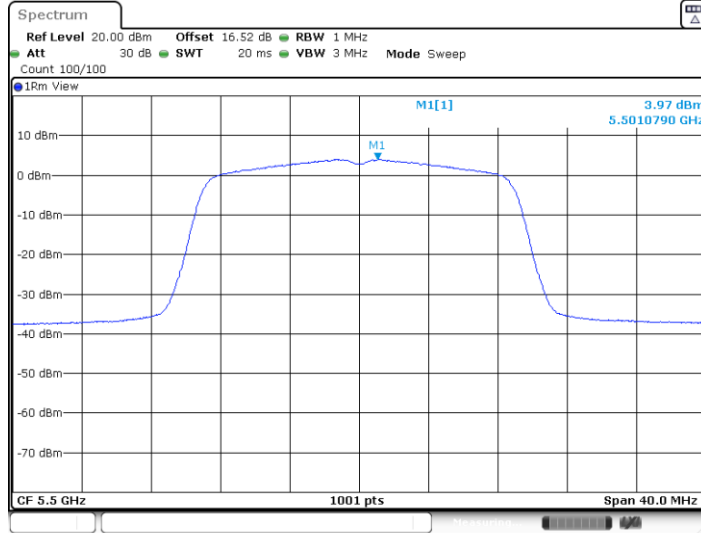


11AC20SISO_Ant1_5500



Date: 12.FEB.2023 10:52:28

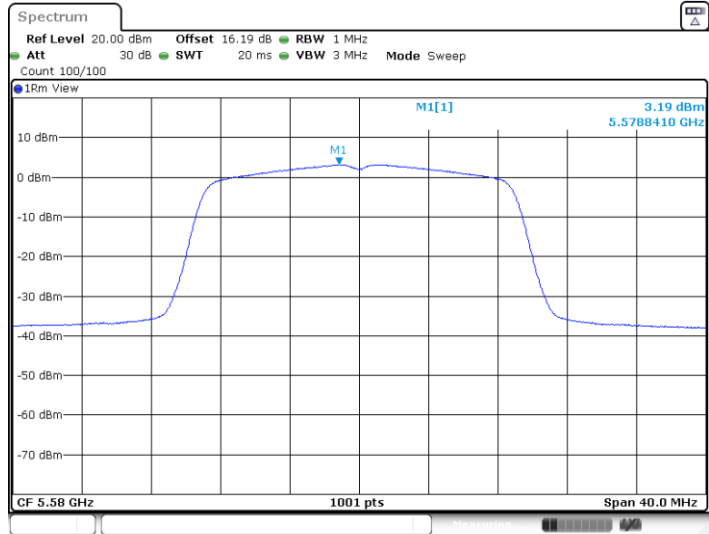
11AC20SISO_Ant2_5500



Date: 12.FEB.2023 12:13:32

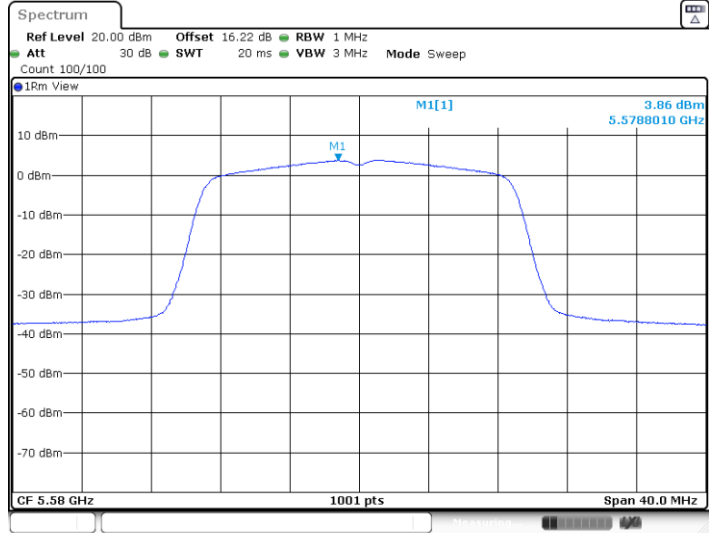


11AC20SISO_Ant1_5580

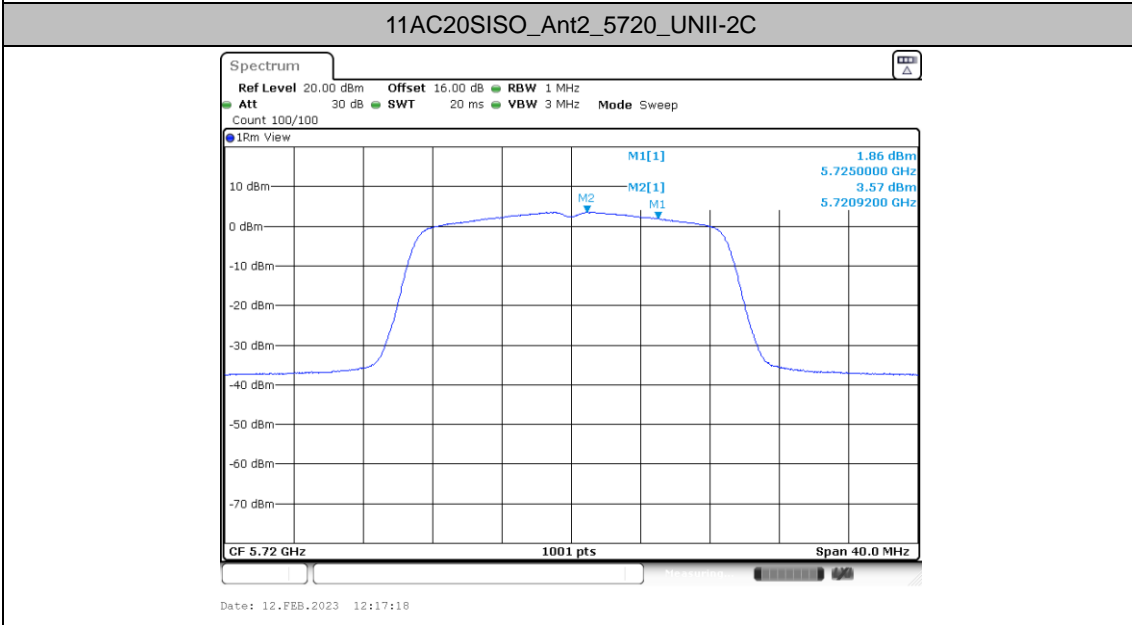
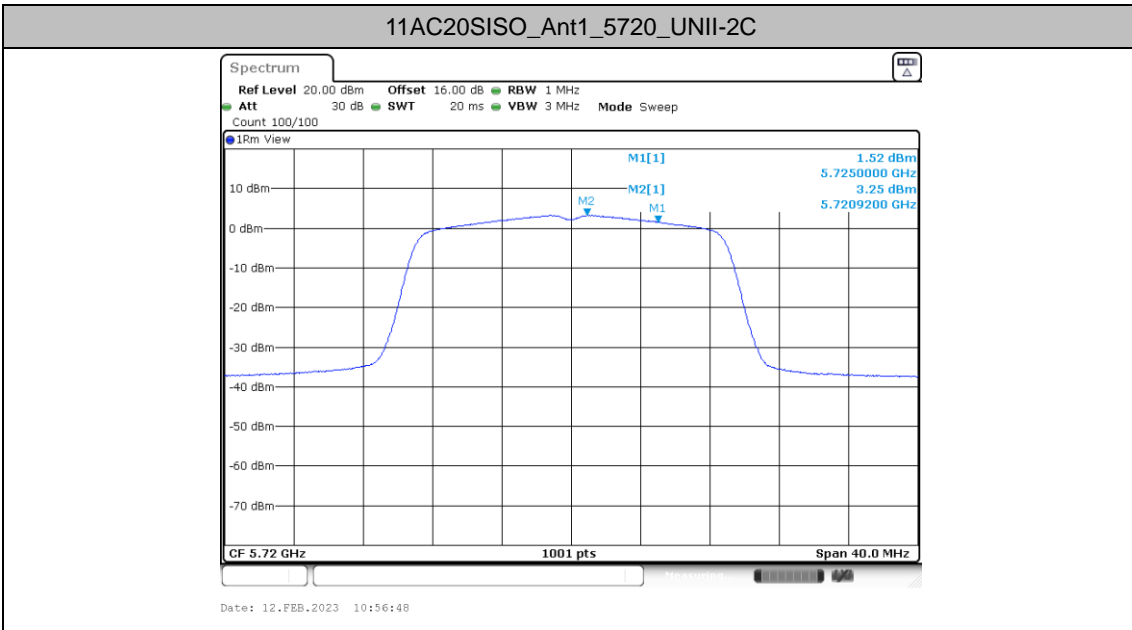


Date: 12.FEB.2023 10:53:41

11AC20SISO_Ant2_5580

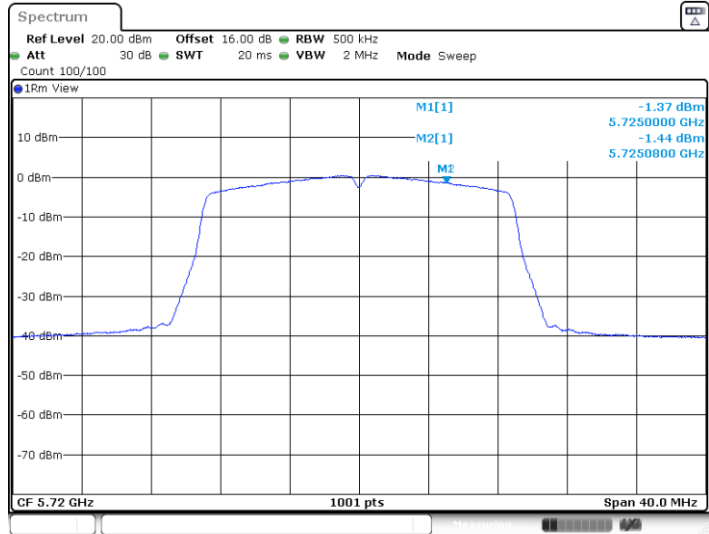


Date: 12.FEB.2023 12:14:43



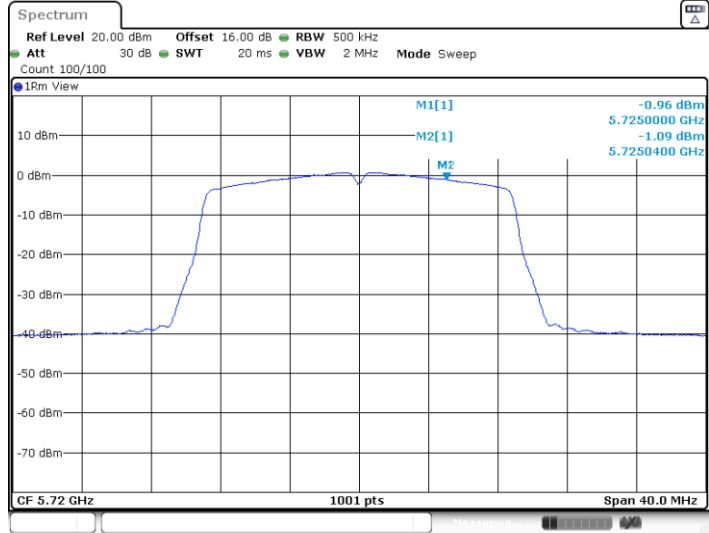


11AC20SISO_Ant1_5720_UNII-3



Date: 12.FEB.2023 10:56:57

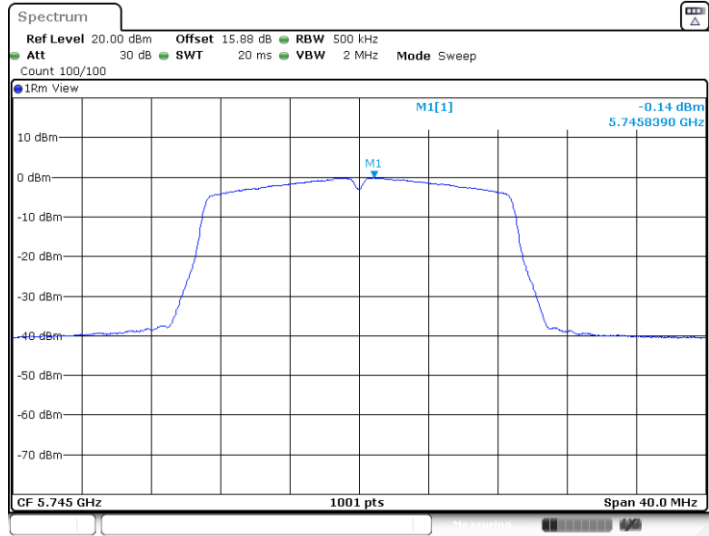
11AC20SISO_Ant2_5720_UNII-3



Date: 12.FEB.2023 12:17:27

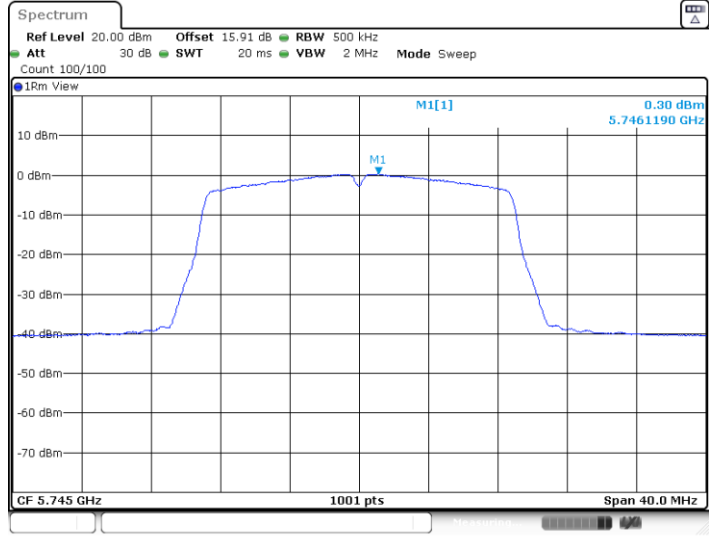


11AC20SISO_Ant1_5745

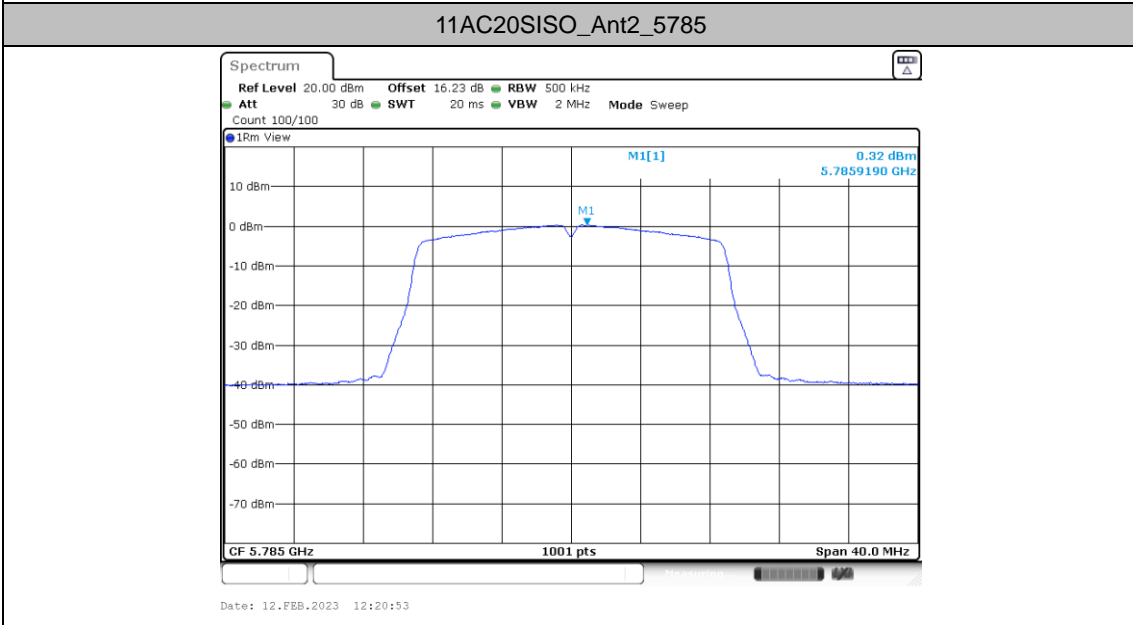
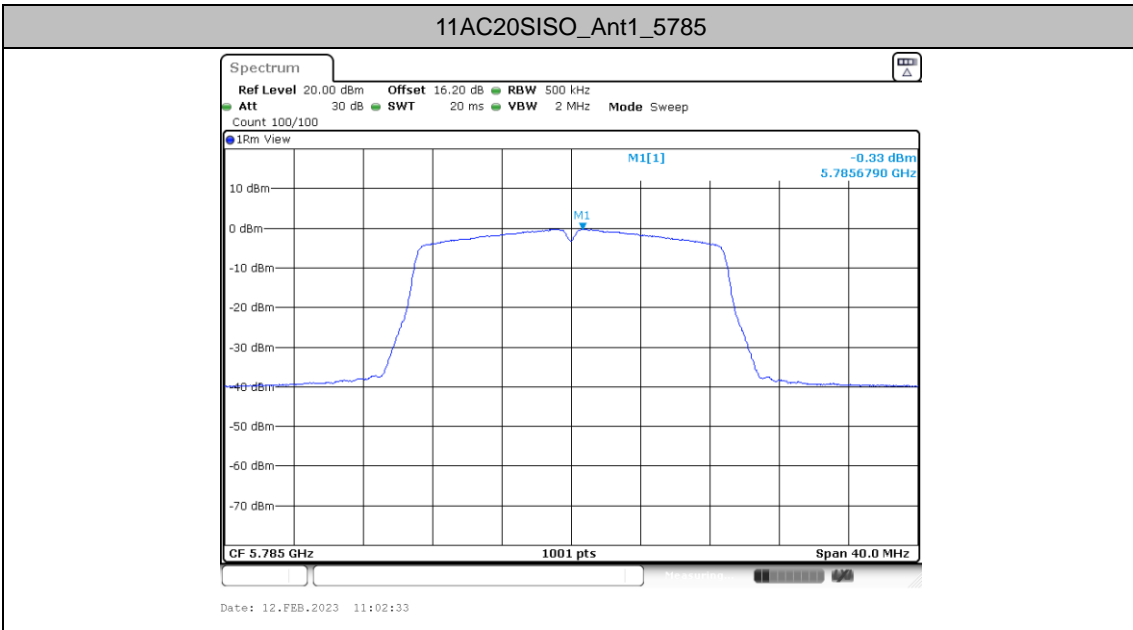


Date: 12.FEB.2023 10:58:40

11AC20SISO_Ant2_5745

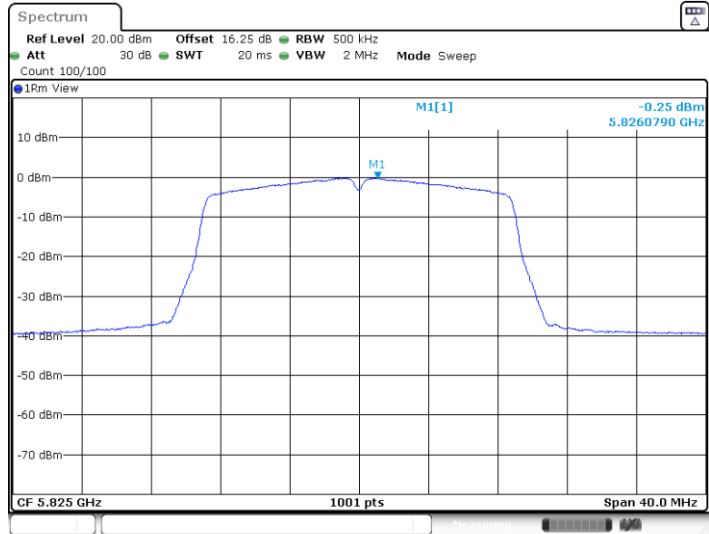


Date: 12.FEB.2023 12:19:16



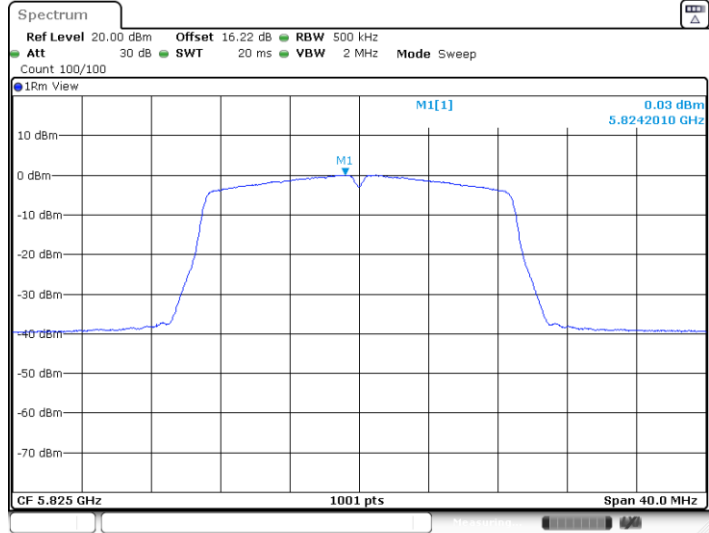


11AC20SISO_Ant1_5825



Date: 12.FEB.2023 11:04:03

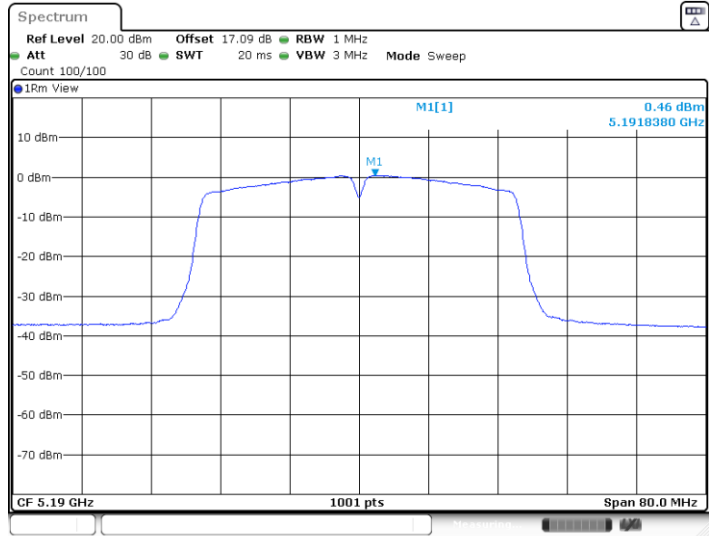
11AC20SISO_Ant2_5825



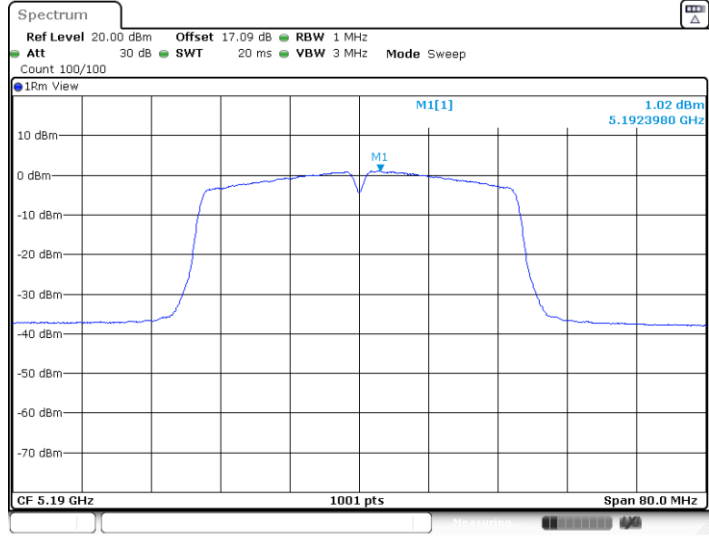
Date: 12.FEB.2023 12:22:26



11AC40SISO_Ant1_5190

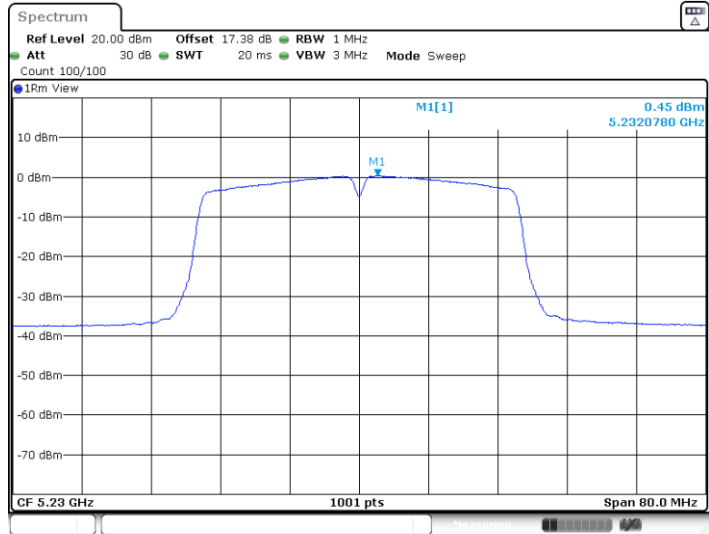


11AC40SISO_Ant2_5190



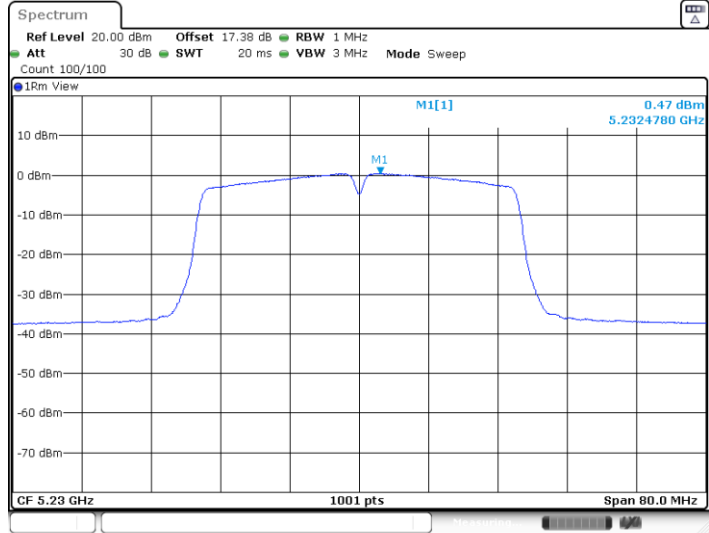


11AC40SISO_Ant1_5230

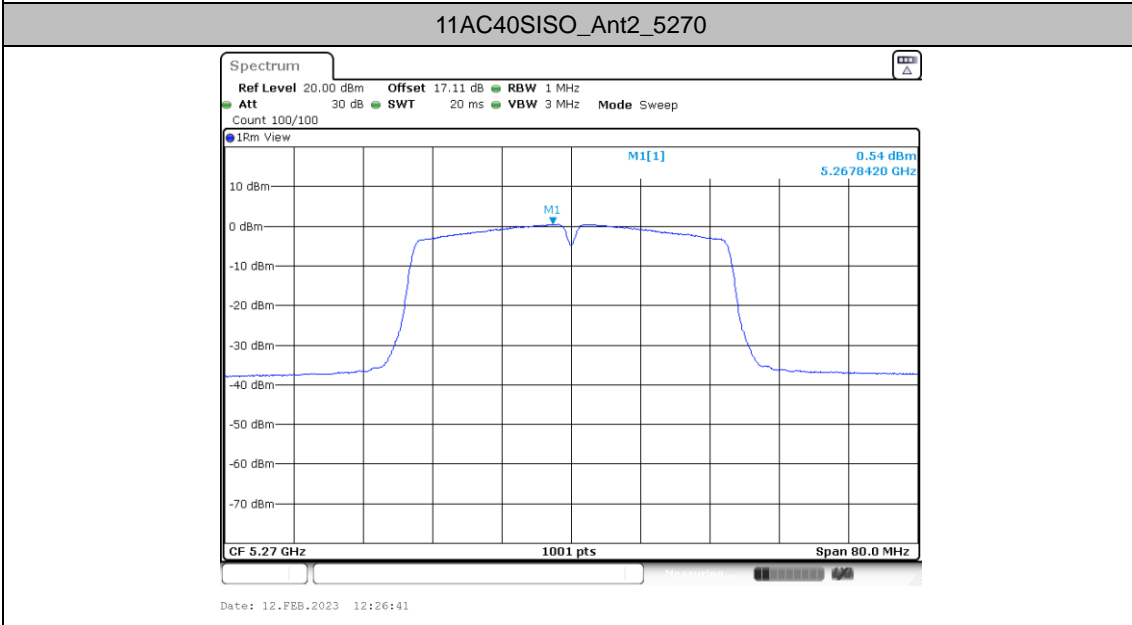
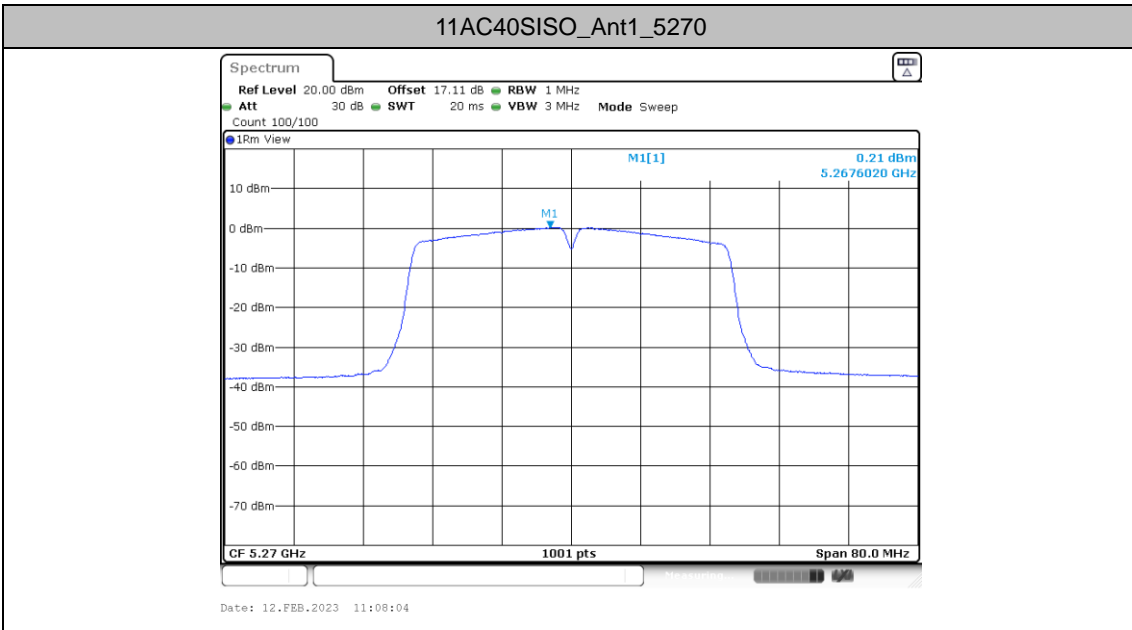


Date: 12.FEB.2023 11:06:41

11AC40SISO_Ant2_5230

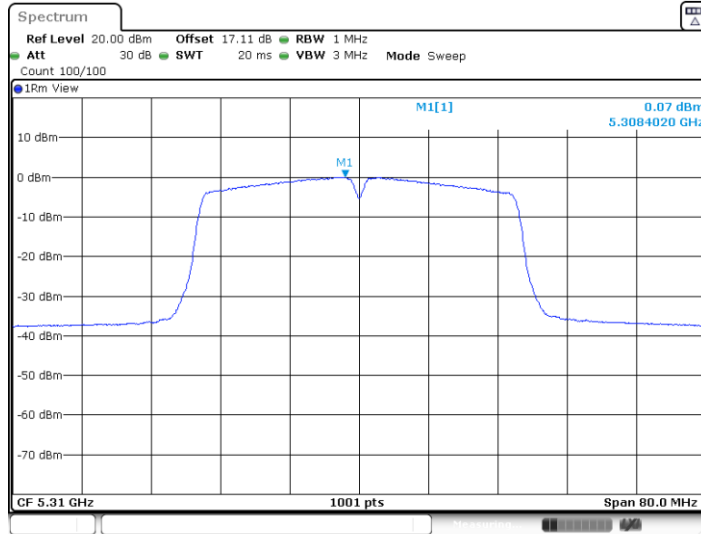


Date: 12.FEB.2023 12:25:19



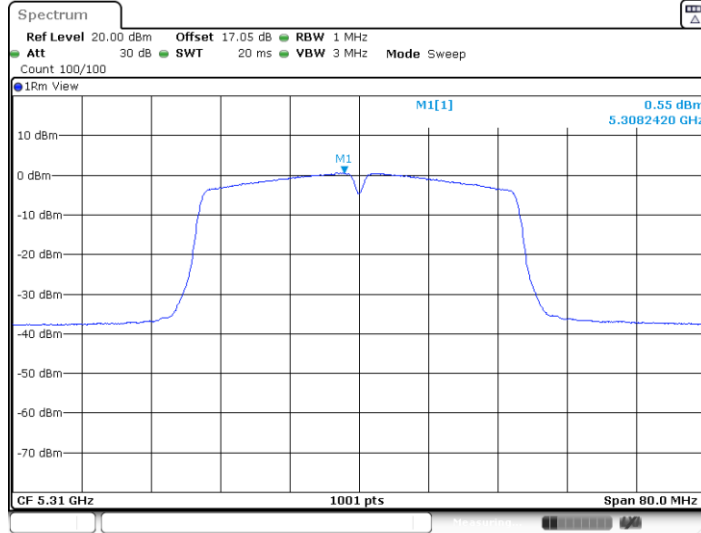


11AC40SISO_Ant1_5310



Date: 12.FEB.2023 11:09:27

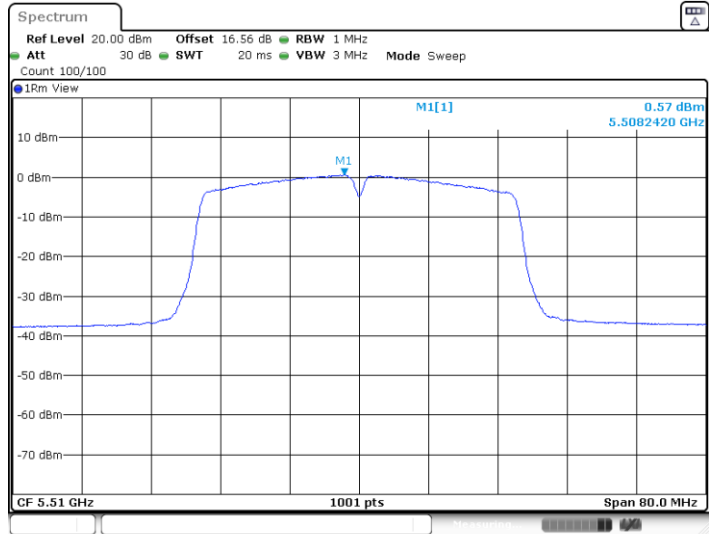
11AC40SISO_Ant2_5310



Date: 12.FEB.2023 12:27:52

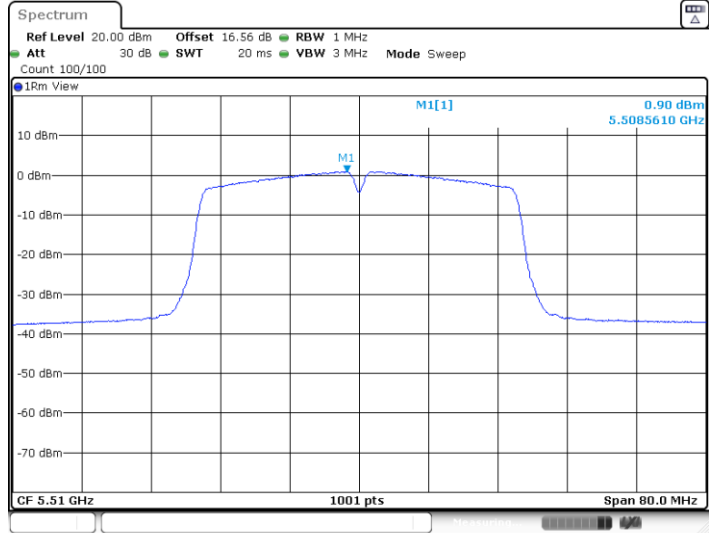


11AC40SISO_Ant1_5510

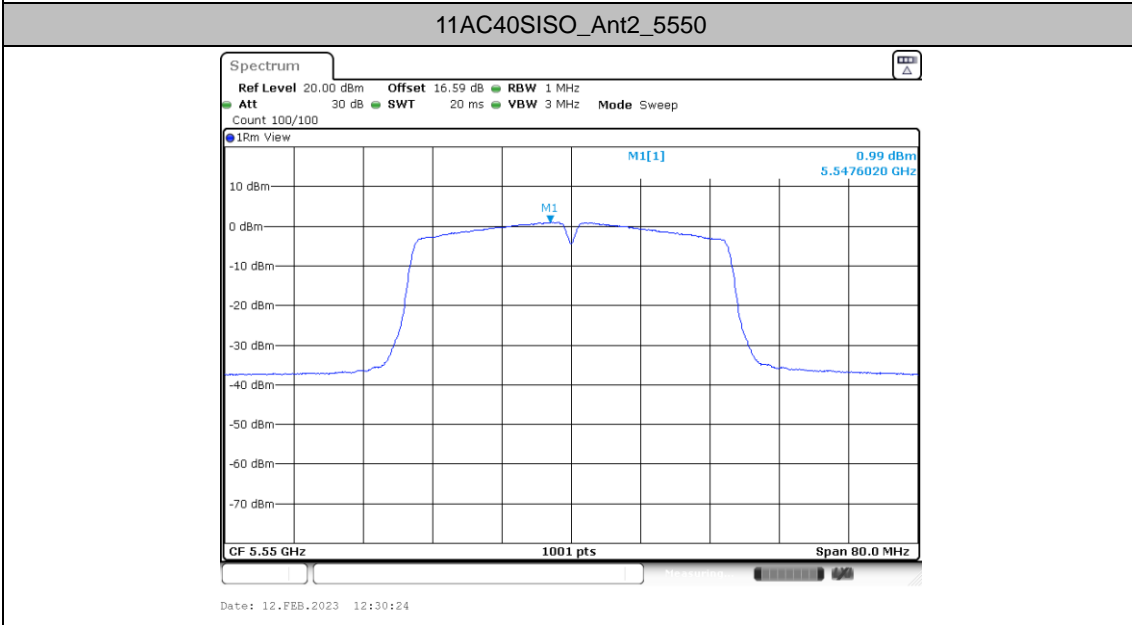
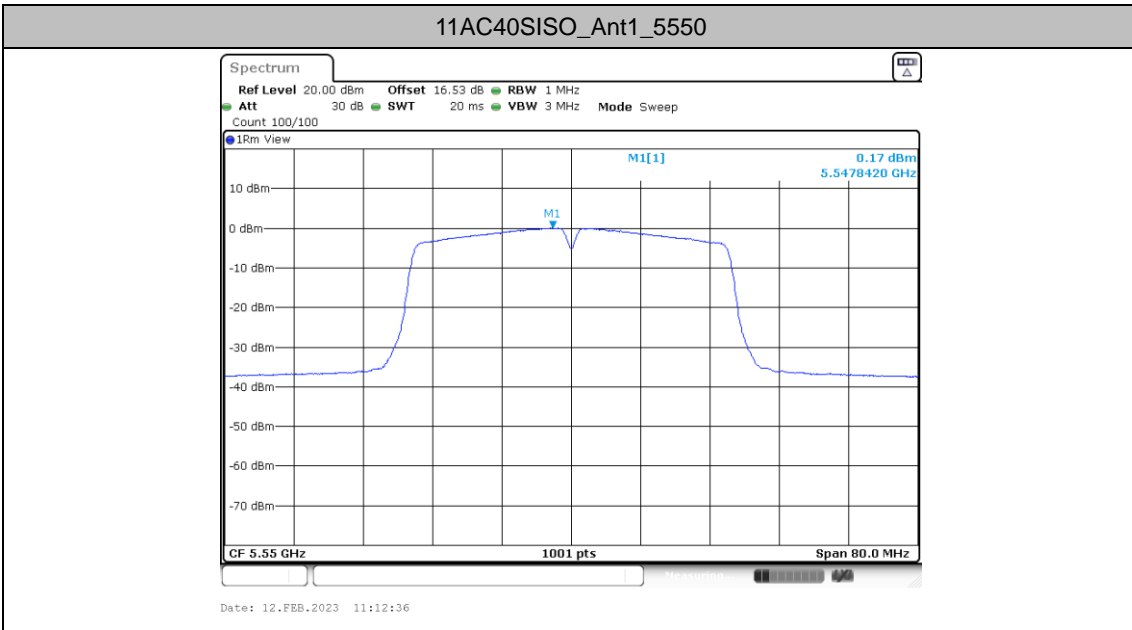


Date: 12.FEB.2023 11:11:12

11AC40SISO_Ant2_5510

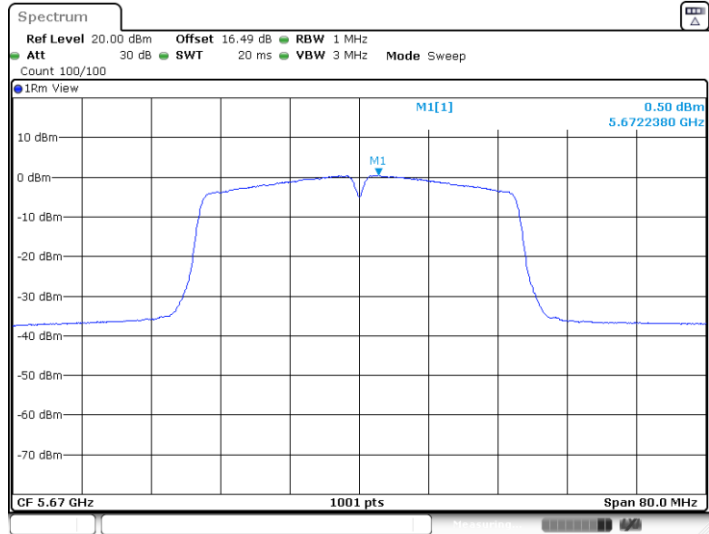


Date: 12.FEB.2023 12:29:10



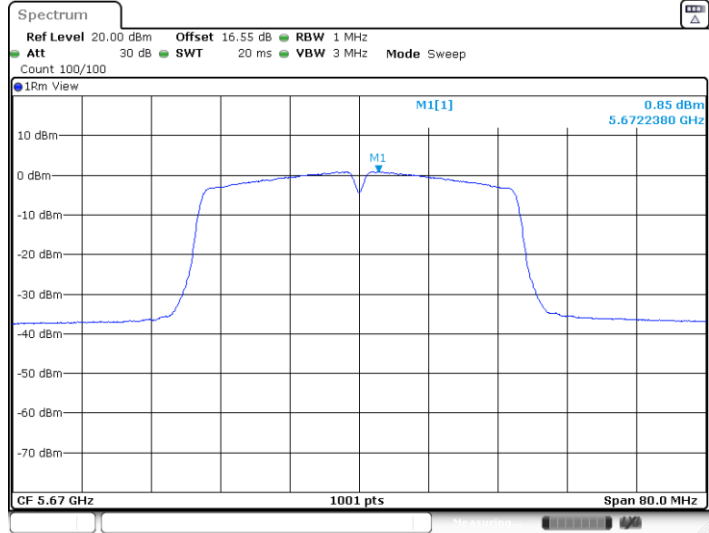


11AC40SISO_Ant1_5670

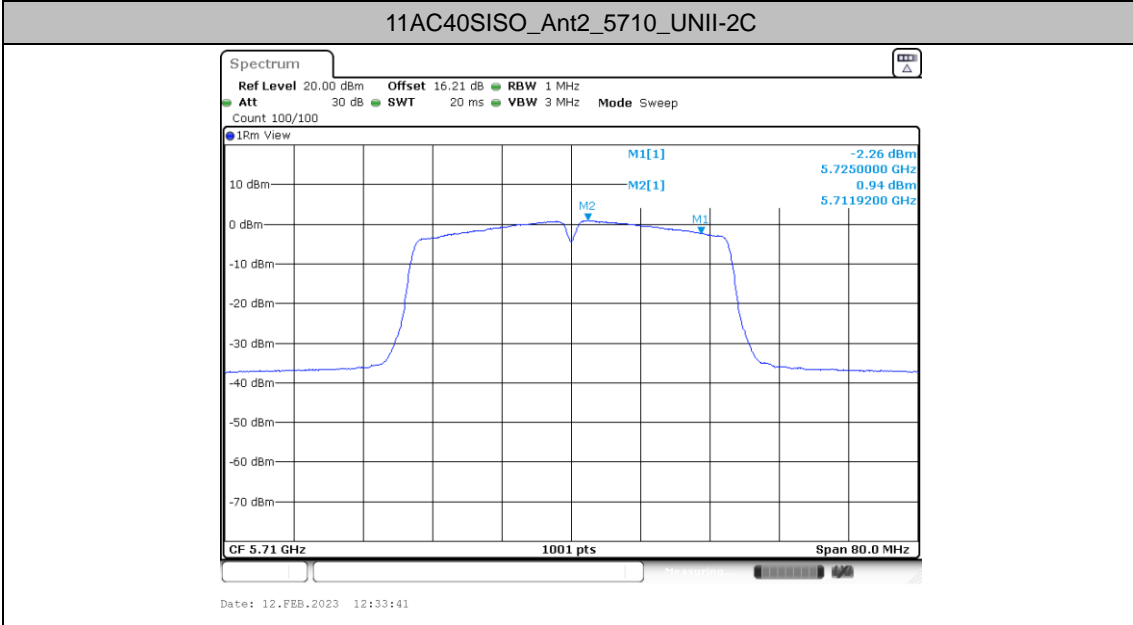
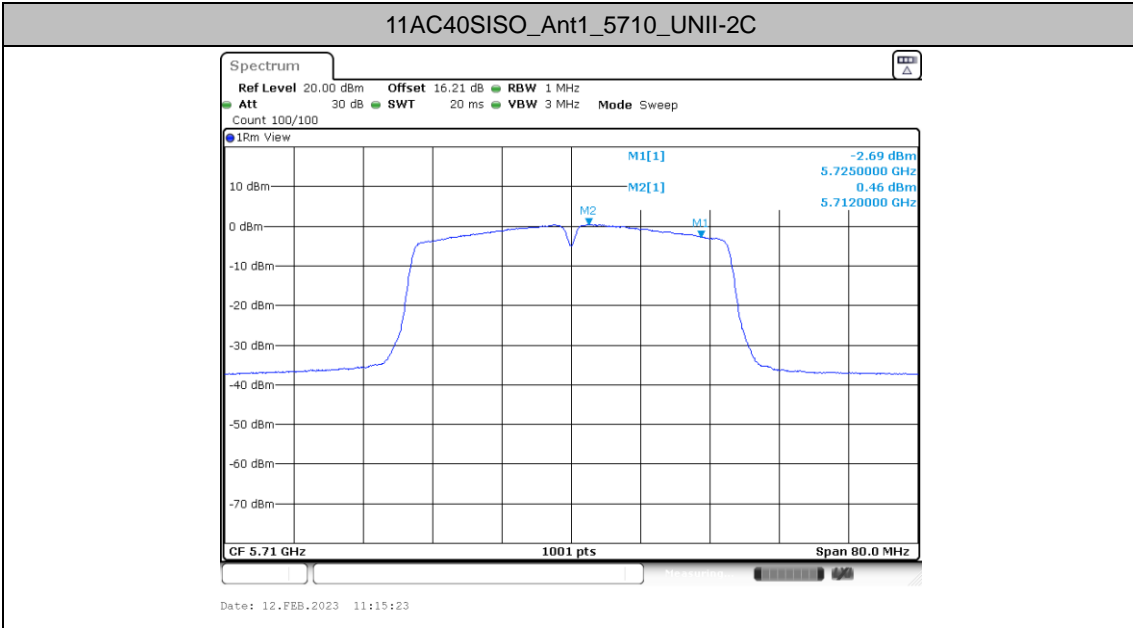


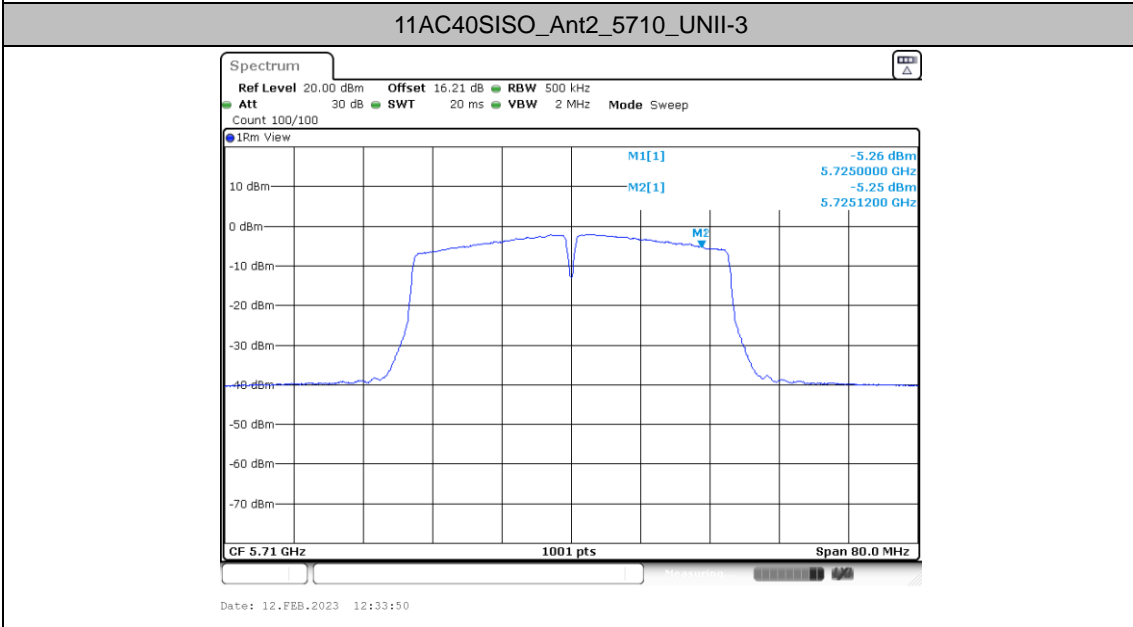
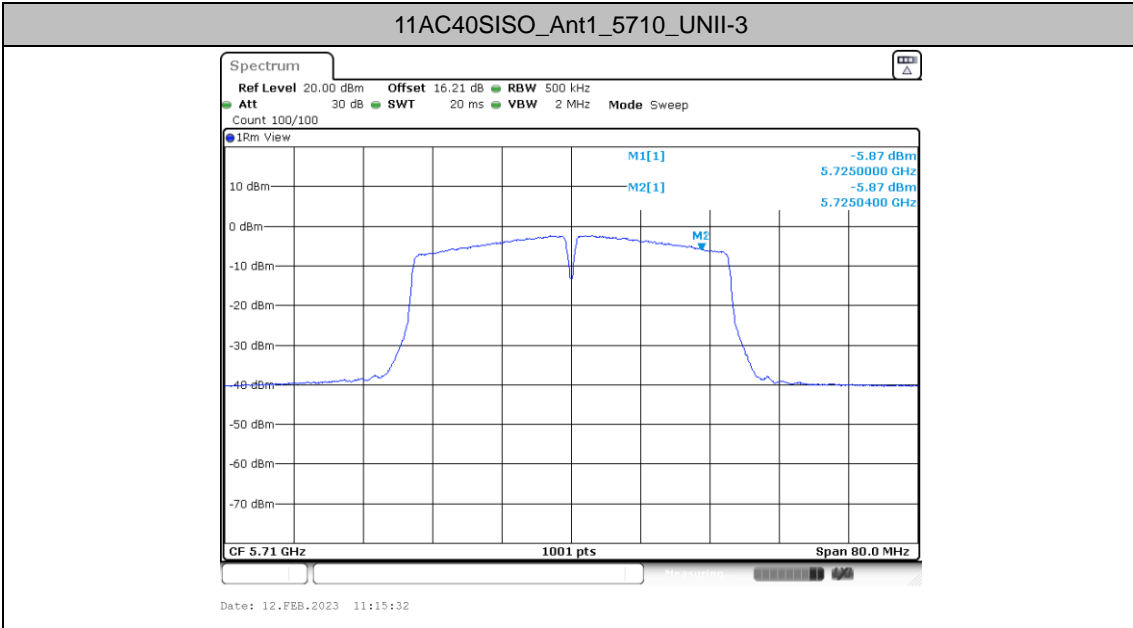
Date: 12.FEB.2023 11:14:01

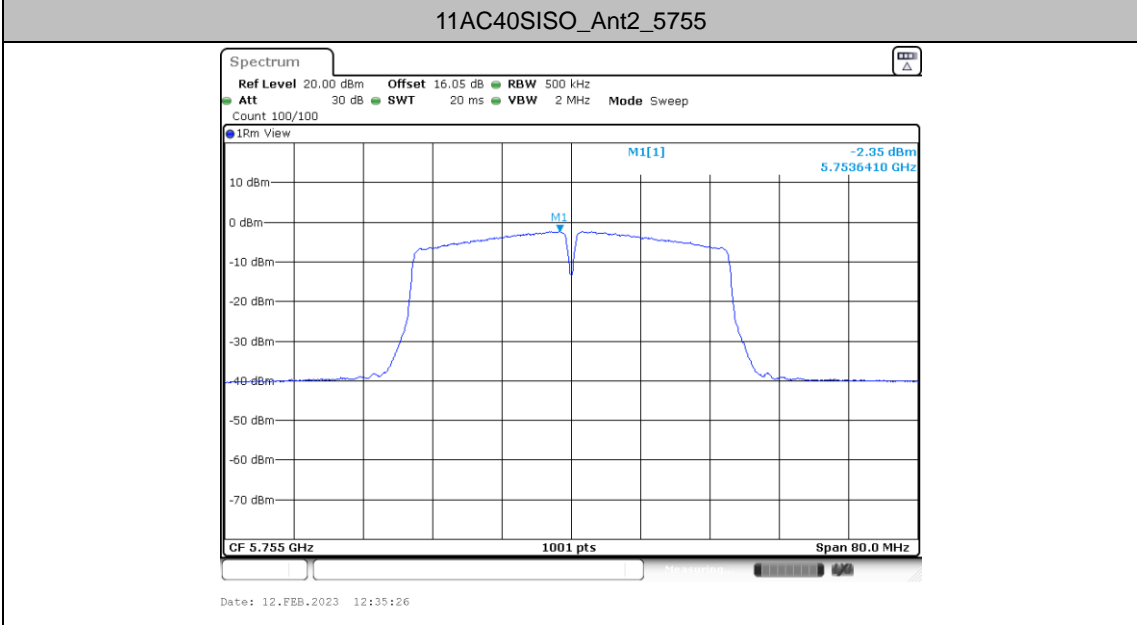
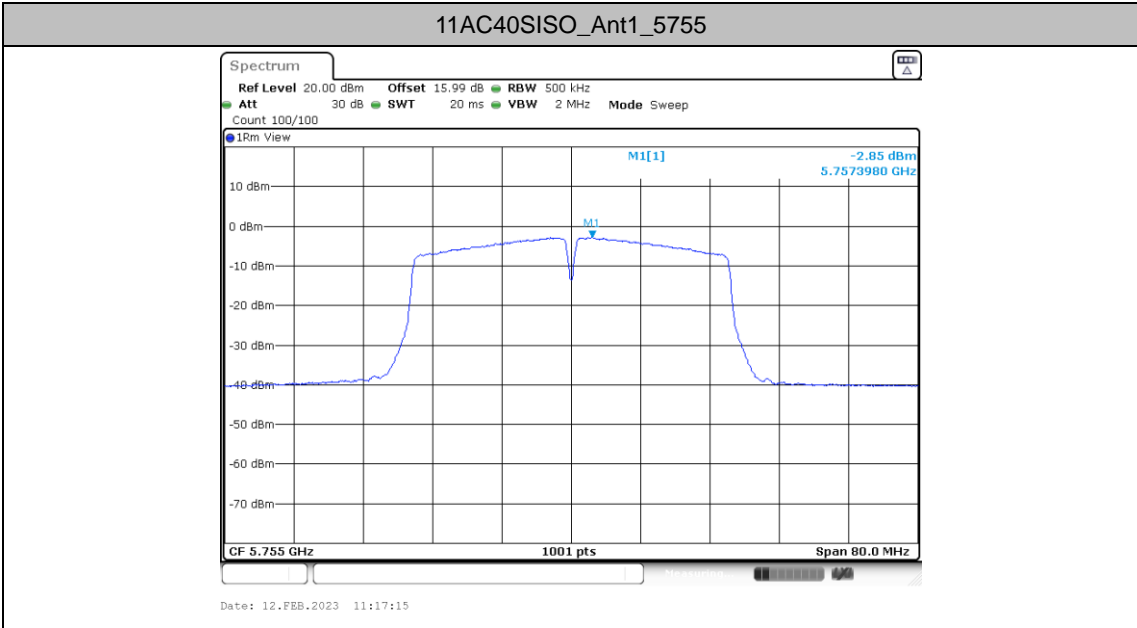
11AC40SISO_Ant2_5670



Date: 12.FEB.2023 12:32:28

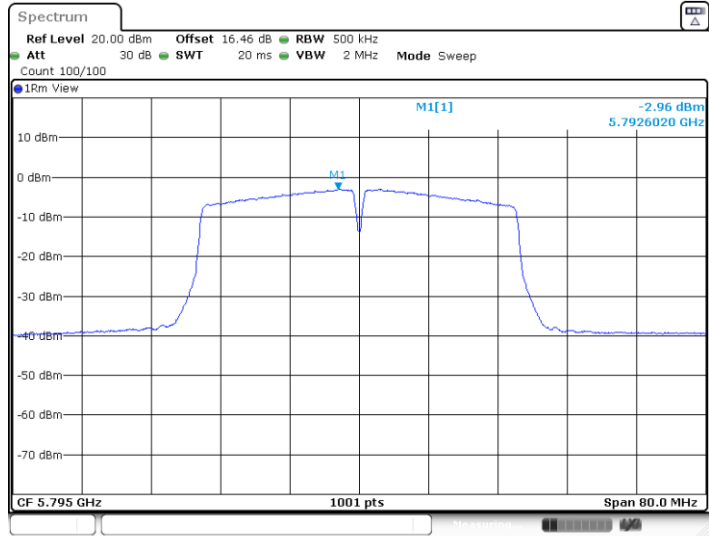






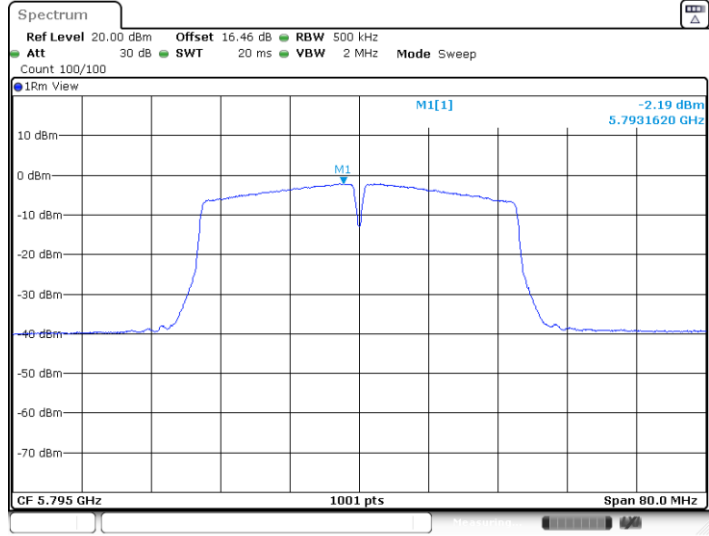


11AC40SISO_Ant1_5795



Date: 12.FEB.2023 11:18:59

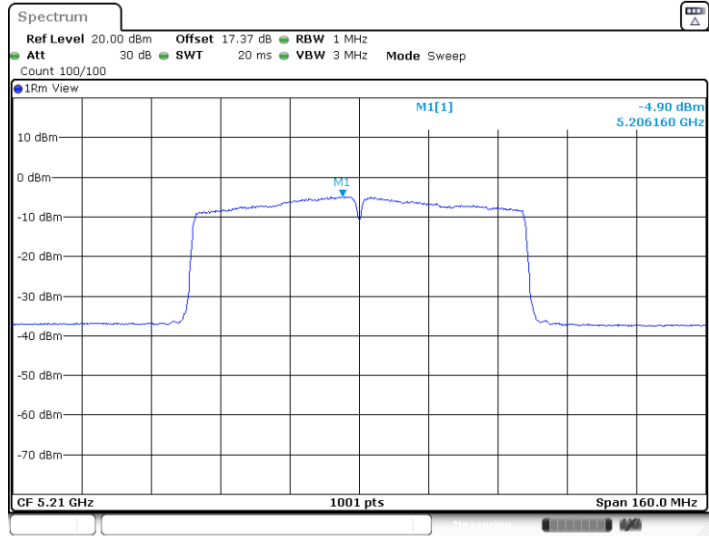
11AC40SISO_Ant2_5795



Date: 12.FEB.2023 12:36:56

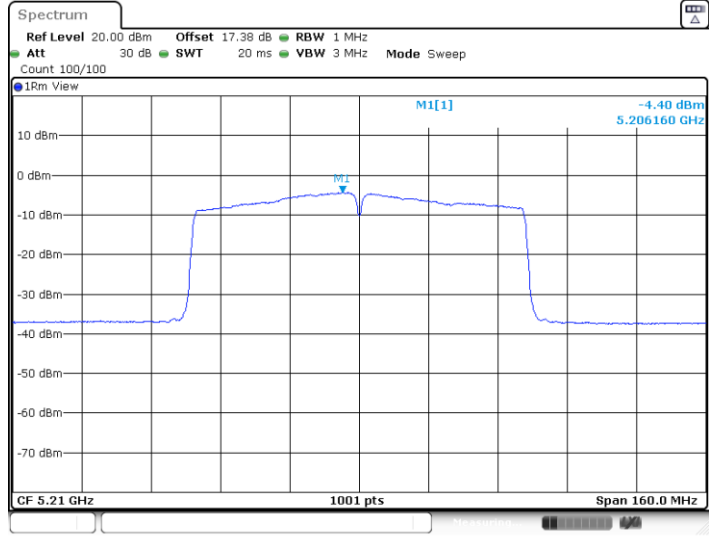


11AC80SISO_Ant1_5210



Date: 12.FEB.2023 11:20:52

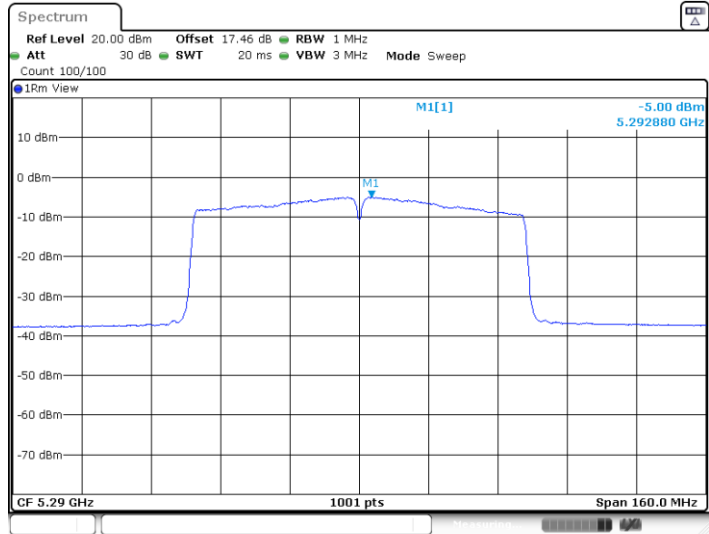
11AC80SISO_Ant2_5210



Date: 12.FEB.2023 12:38:15

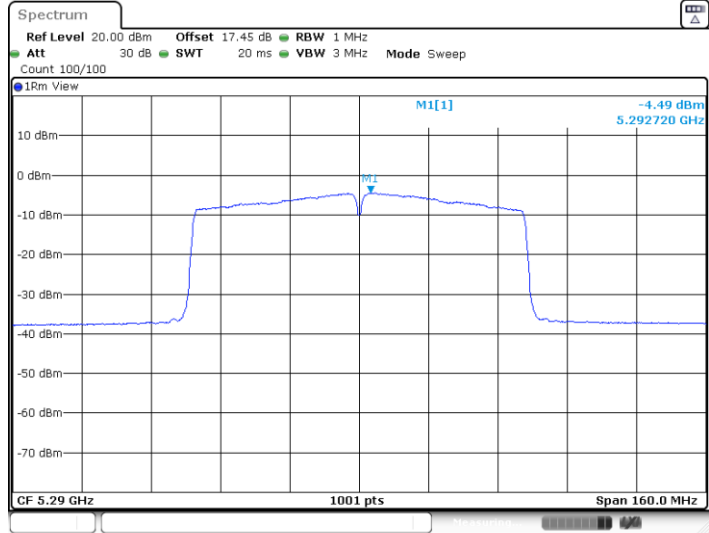


11AC80SISO_Ant1_5290



Date: 12.FEB.2023 11:22:14

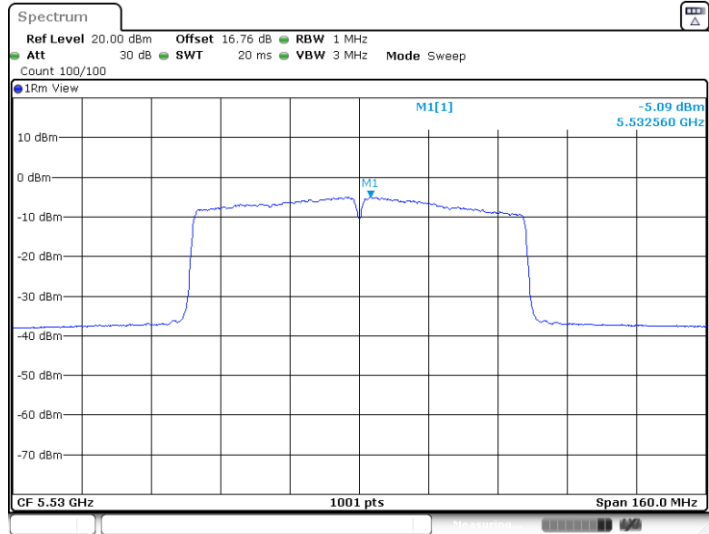
11AC80SISO_Ant2_5290



Date: 12.FEB.2023 12:39:33

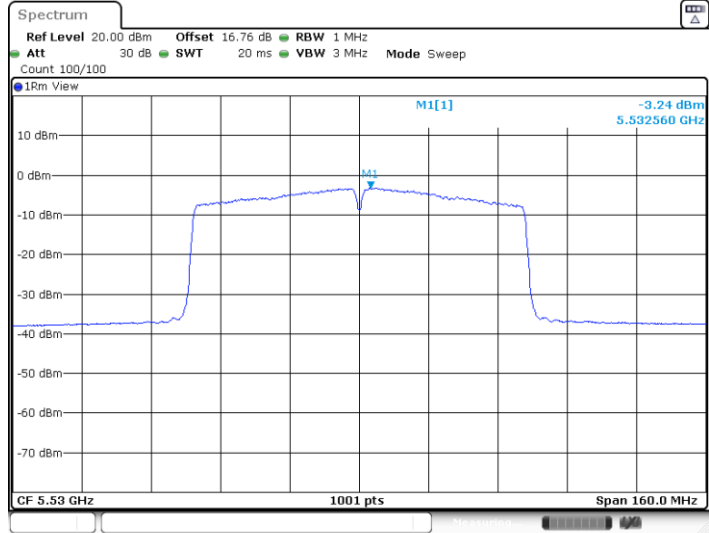


11AC80SISO_Ant1_5530



Date: 12.FEB.2023 11:23:51

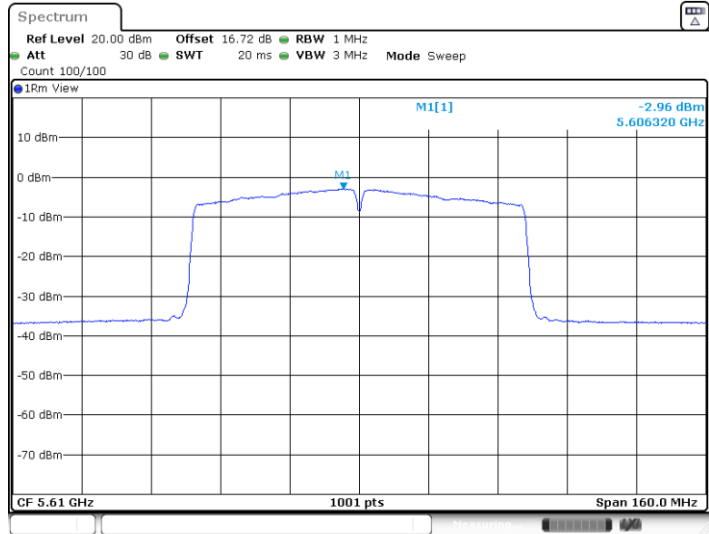
11AC80SISO_Ant2_5530



Date: 12.FEB.2023 12:40:51

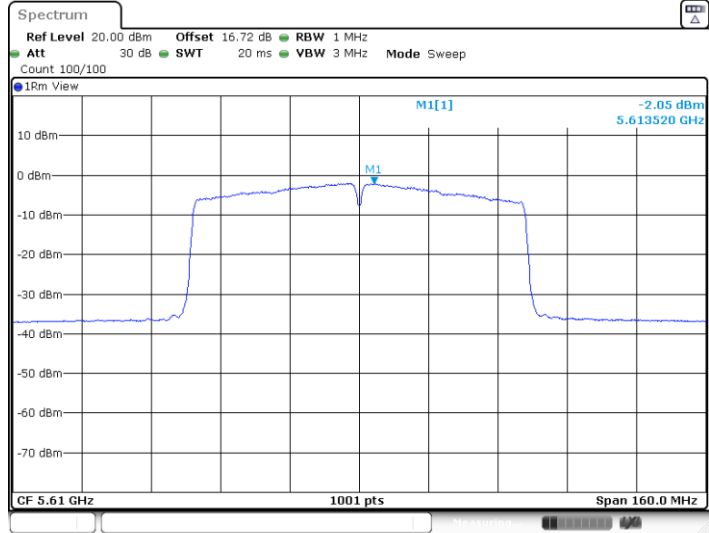


11AC80SISO_Ant1_5610

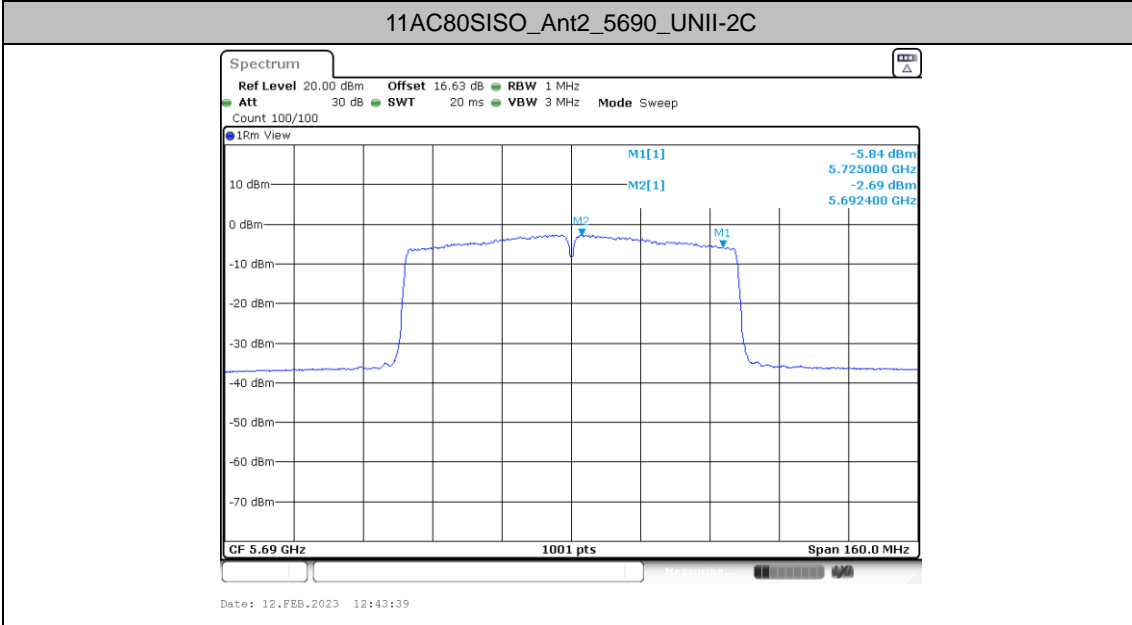
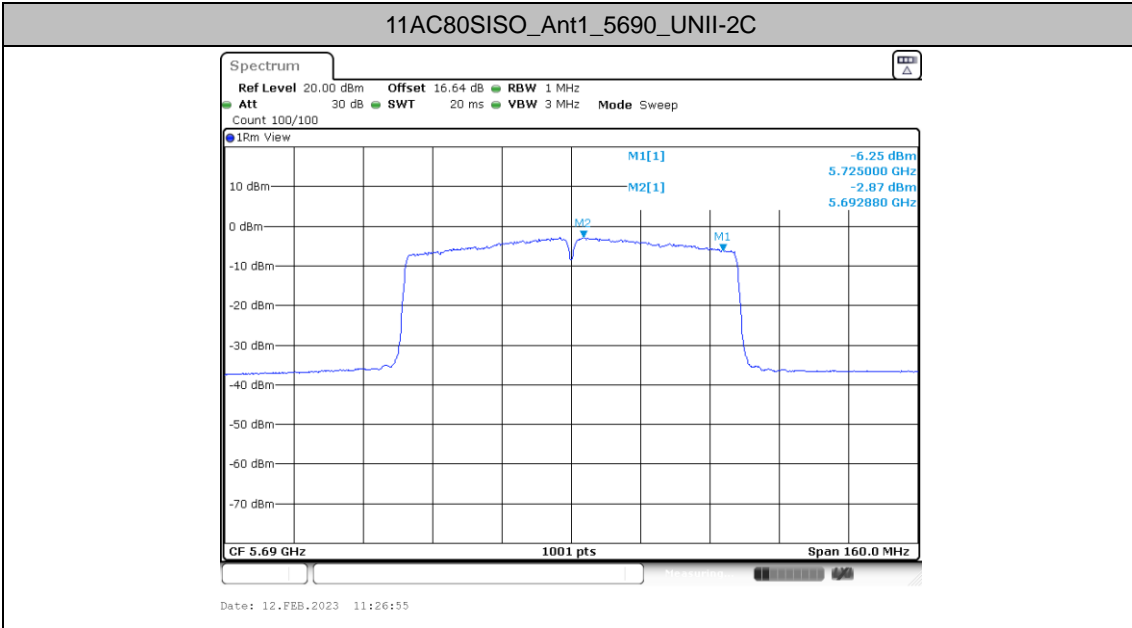


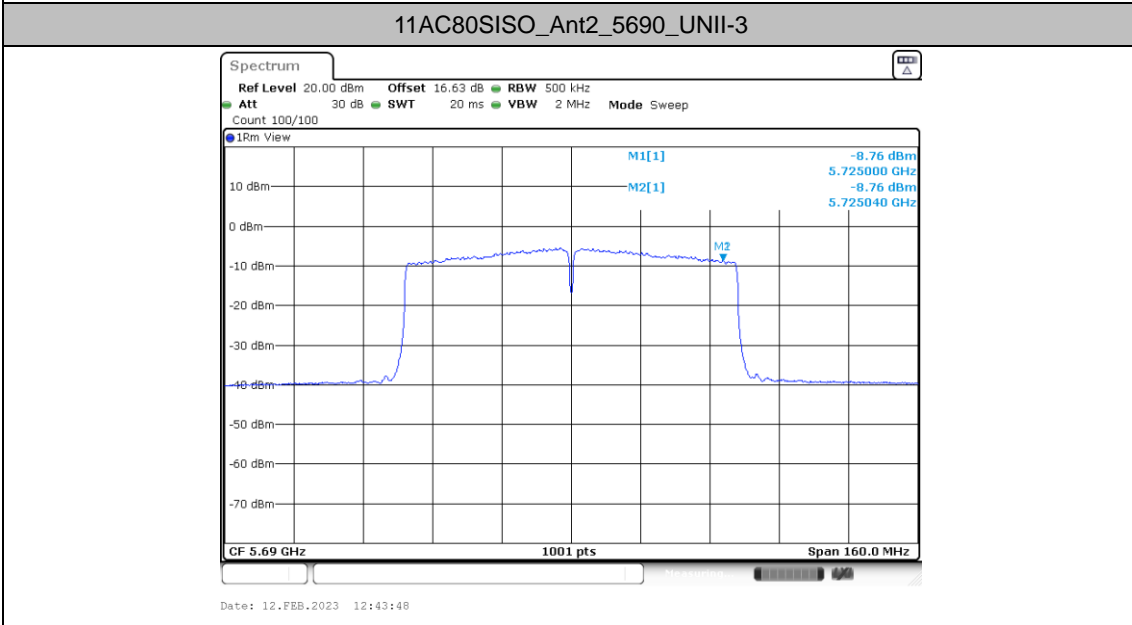
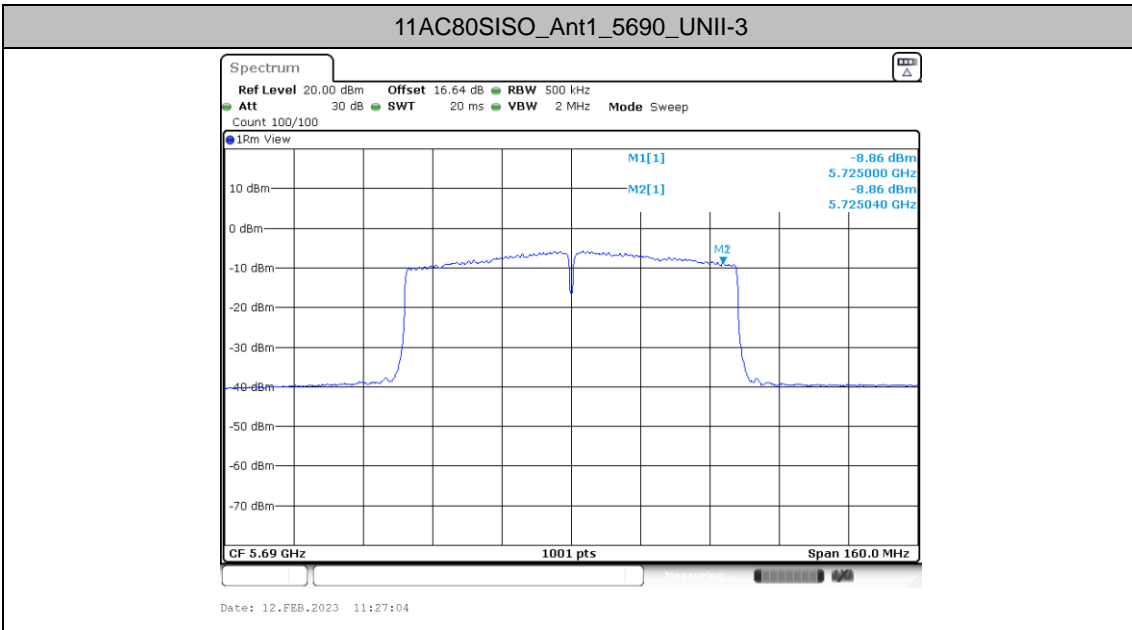
Date: 12.FEB.2023 11:29:41

11AC80SISO_Ant2_5610



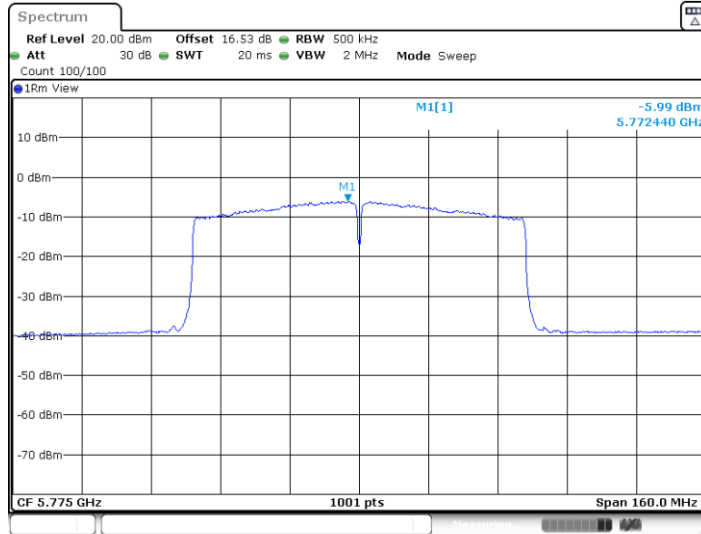
Date: 12.FEB.2023 12:42:09





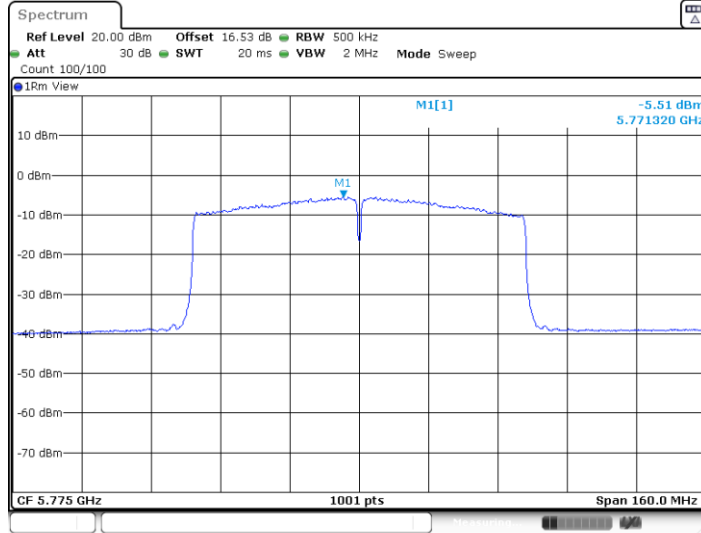


11AC80SISO_Ant1_5775



Date: 12.FEB.2023 11:28:33

11AC80SISO_Ant2_5775

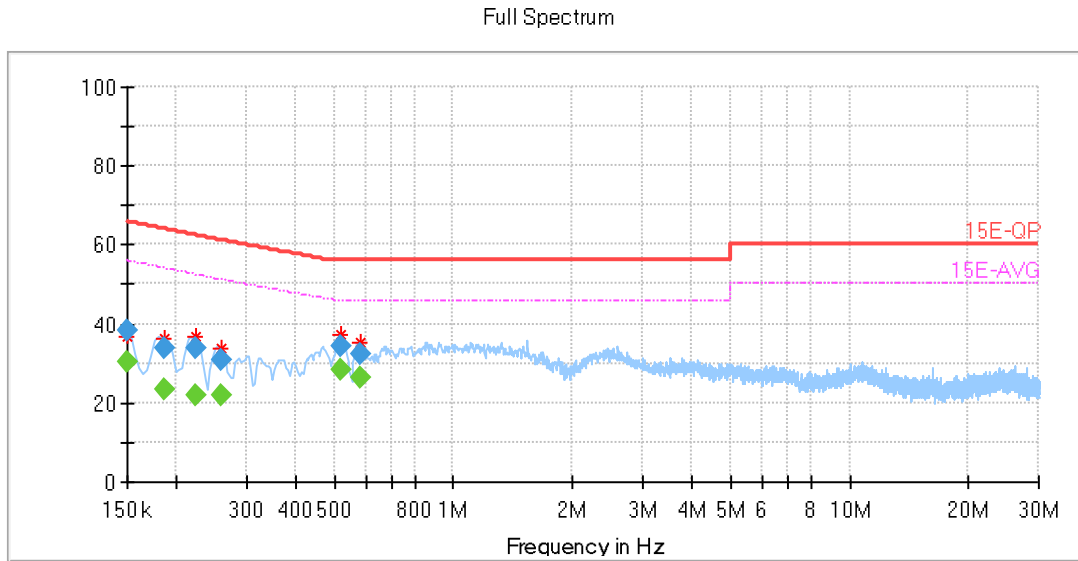


Date: 12.FEB.2023 12:45:16



Appendix B. AC Conducted Emission Test Results

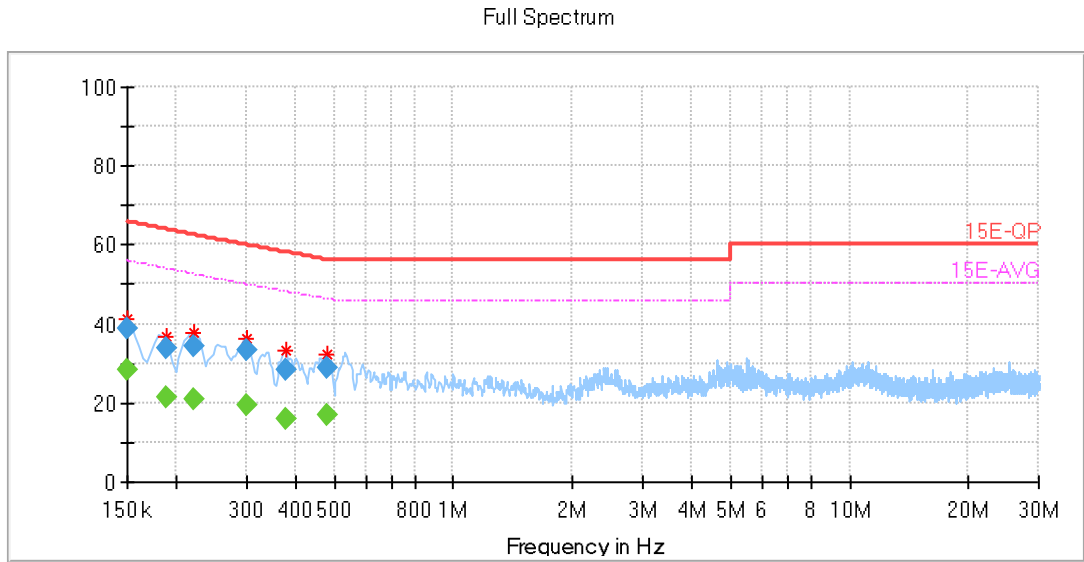
Test Engineer :	Amos Zhang	Temperature :	25.3~26.2°C
		Relative Humidity :	38~40%
Test Voltage :	120Vac / 60Hz	Phase :	Line
Remark :	All emissions not reported here are more than 10 dB below the prescribed limit.		



Frequency (MHz)	Quasi Peak (dBuV)	Average (dBuV)	Limit (dBuV)	Margin (dB)	Line	Filter	Corr. (dB)
0.150000	---	30.18	56.00	25.82	L1	OFF	20.1
0.150000	38.28	---	66.00	27.72	L1	OFF	20.1
0.185831	---	23.33	54.07	30.75	L1	OFF	20.0
0.185831	34.00	---	64.10	30.10	L1	OFF	20.0
0.223912	---	22.00	52.45	30.46	L1	OFF	20.0
0.223912	33.65	---	62.49	28.84	L1	OFF	20.0
0.259744	---	21.65	51.20	29.54	L1	OFF	19.9
0.259744	30.68	---	61.24	30.55	L1	OFF	19.9
0.518625	---	28.37	46.00	17.63	L1	OFF	19.8
0.518625	34.37	---	56.00	21.63	L1	OFF	19.8
0.585075	---	26.57	46.00	19.43	L1	OFF	19.8
0.585075	32.42	---	56.00	23.58	L1	OFF	19.8



Test Engineer :	Amos Zhang	Temperature :	25.3~26.2°C
		Relative Humidity :	38~40%
Test Voltage :	120Vac / 60Hz	Phase :	Neutral
Remark :	All emissions not reported here are more than 10 dB below the prescribed limit.		



Frequency (MHz)	Quasi Peak (dBuV)	Average (dBuV)	Limit (dBuV)	Margin (dB)	Line	Filter	Corr. (dB)
0.150000	---	28.57	56.00	27.43	N	OFF	20.2
0.150000	38.78	---	66.00	27.22	N	OFF	20.2
0.188081	---	21.18	53.97	32.79	N	OFF	20.2
0.188081	33.71	---	63.99	30.29	N	OFF	20.2
0.221662	---	20.75	52.54	31.79	N	OFF	20.2
0.221662	34.48	---	62.58	28.10	N	OFF	20.2
0.299250	---	19.31	50.02	30.72	N	OFF	20.0
0.299250	33.14	---	60.06	26.93	N	OFF	20.0
0.375356	---	15.99	48.21	32.22	N	OFF	20.0
0.375356	28.40	---	58.24	29.84	N	OFF	20.0
0.480600	---	16.81	46.30	29.48	N	OFF	19.9
0.480600	28.73	---	56.30	27.58	N	OFF	19.9



Appendix C. Radiated Spurious Emission Test Data

Test Engineer :	Carry Xu	Relative Humidity :	41 ~ 42%
		Temperature :	22 ~ 23 °C

Radiated Spurious Emission Test Modes

Mode	Band	Band (GHz)	Antenna	Modulation	Channel	Frequency	Data Rate	Remark
Mode 1	U-NII-1	5.15-5.25	1	802.11a	36	5180	6Mbps	-
Mode 2	U-NII-1	5.15-5.25	1	802.11a	44	5220	6Mbps	-
Mode 3	U-NII-1	5.15-5.25	1	802.11a	48	5240	6Mbps	-
Mode 4	U-NII-2A	5.25-5.35	1	802.11a	52	5260	6Mbps	-
Mode 5	U-NII-2A	5.25-5.35	1	802.11a	60	5300	6Mbps	-
Mode 6	U-NII-2A	5.25-5.35	1	802.11a	64	5320	6Mbps	-
Mode 7	U-NII-2C	5.47-5.725	1	802.11a	100	5500	6Mbps	-
Mode 8	U-NII-2C	5.47-5.725	1	802.11a	116	5580	6Mbps	-
Mode 9	U-NII-2C	5.47-5.725	1	802.11a	140	5700	6Mbps	-
Mode 10	U-NII-1	5.15-5.25	1	802.11ac VHT20	36	5180	MCS0	-
Mode 11	U-NII-1	5.15-5.25	1	802.11ac VHT20	44	5220	MCS0	-
Mode 12	U-NII-1	5.15-5.25	1	802.11ac VHT20	48	5240	MCS0	-
Mode 13	U-NII-2A	5.25-5.35	1	802.11ac VHT20	52	5260	MCS0	-
Mode 14	U-NII-2A	5.25-5.35	1	802.11ac VHT20	60	5300	MCS0	-
Mode 15	U-NII-2A	5.25-5.35	1	802.11ac VHT20	64	5320	MCS0	-
Mode 16	U-NII-2C	5.47-5.725	1	802.11ac VHT20	100	5500	MCS0	-
Mode 17	U-NII-2C	5.47-5.725	1	802.11ac VHT20	116	5580	MCS0	-
Mode 18	U-NII-2C	5.47-5.725	1	802.11ac VHT20	140	5700	MCS0	-
Mode 19	U-NII-1	5.15-5.25	1	802.11ac VHT40	38	5190	MCS0	-
Mode 20	U-NII-1	5.15-5.25	1	802.11ac VHT40	46	5230	MCS0	-
Mode 21	U-NII-2A	5.25-5.35	1	802.11ac VHT40	54	5270	MCS0	-
Mode 22	U-NII-2A	5.25-5.35	1	802.11ac VHT40	62	5310	MCS0	-
Mode 23	U-NII-2C	5.47-5.725	1	802.11ac VHT40	102	5510	MCS0	-
Mode 24	U-NII-2C	5.47-5.725	1	802.11ac VHT40	110	5550	MCS0	-
Mode 25	U-NII-2C	5.47-5.725	1	802.11ac VHT40	134	5670	MCS0	-
Mode 26	U-NII-1	5.15-5.25	1	802.11ac VHT80	42	5210	MCS0	-
Mode 27	U-NII-2A	5.25-5.35	1	802.11ac VHT80	58	5290	MCS0	-
Mode 28	U-NII-2C	5.47-5.725	1	802.11ac VHT80	106	5530	MCS0	-
Mode 29	U-NII-2C	5.47-5.725	1	802.11ac VHT80	122	5610	MCS0	-
Mode 30	U-NII-3	5.725-5.85	1	802.11a	149	5745	6Mbps	-
Mode 31	U-NII-3	5.725-5.85	1	802.11a	157	5785	6Mbps	-
Mode 32	U-NII-3	5.725-5.85	1	802.11a	165	5825	6Mbps	-
Mode 33	U-NII-3	5.725-5.85	1	802.11ac VHT20	149	5745	MCS0	-
Mode 34	U-NII-3	5.725-5.85	1	802.11ac VHT20	157	5785	MCS0	-
Mode 35	U-NII-3	5.725-5.85	1	802.11ac VHT20	165	5825	MCS0	-



Mode	Band	Band (GHz)	Antenna	Modulation	Channel	Frequency	Data Rate	Remark
Mode 36	U-NII-3	5.725-5.85	1	802.11ac VHT40	151	5755	MCS0	-
Mode 37	U-NII-3	5.725-5.85	1	802.11ac VHT40	159	5795	MCS0	-
Mode 38	U-NII-3	5.725-5.85	1	802.11ac VHT80	155	5775	MCS0	-
Mode 39	U-NII-2C	5.47-5.85	1	802.11a	144	5720	6Mbps	-
Mode 40	U-NII-2C	5.47-5.85	1	802.11ac VHT20	144	5720	MCS0	-
Mode 41	U-NII-2C	5.47-5.85	1	802.11ac VHT40	142	5710	MCS0	-
Mode 42	U-NII-2C	5.47-5.85	1	802.11ac VHT80	138	5690	MCS0	-
Mode 43	U-NII-1	5.15-5.25	2	802.11a	36	5180	6Mbps	-
Mode 44	U-NII-1	5.15-5.25	2	802.11a	44	5220	6Mbps	-
Mode 45	U-NII-1	5.15-5.25	2	802.11a	48	5240	6Mbps	-
Mode 46	U-NII-2A	5.25-5.35	2	802.11a	52	5260	6Mbps	-
Mode 47	U-NII-2A	5.25-5.35	2	802.11a	60	5300	6Mbps	-
Mode 48	U-NII-2A	5.25-5.35	2	802.11a	64	5320	6Mbps	-
Mode 49	U-NII-2C	5.47-5.725	2	802.11a	100	5500	6Mbps	-
Mode 50	U-NII-2C	5.47-5.725	2	802.11a	116	5580	6Mbps	-
Mode 51	U-NII-2C	5.47-5.725	2	802.11a	140	5700	6Mbps	-
Mode 52	U-NII-1	5.15-5.25	2	802.11ac VHT20	36	5180	MCS0	-
Mode 53	U-NII-1	5.15-5.25	2	802.11ac VHT20	44	5220	MCS0	-
Mode 54	U-NII-1	5.15-5.25	2	802.11ac VHT20	48	5240	MCS0	-
Mode 55	U-NII-2A	5.25-5.35	2	802.11ac VHT20	52	5260	MCS0	-
Mode 56	U-NII-2A	5.25-5.35	2	802.11ac VHT20	60	5300	MCS0	-
Mode 57	U-NII-2A	5.25-5.35	2	802.11ac VHT20	64	5320	MCS0	-
Mode 58	U-NII-2C	5.47-5.725	2	802.11ac VHT20	100	5500	MCS0	-
Mode 59	U-NII-2C	5.47-5.725	2	802.11ac VHT20	116	5580	MCS0	-
Mode 60	U-NII-2C	5.47-5.725	2	802.11ac VHT20	140	5700	MCS0	-
Mode 61	U-NII-1	5.15-5.25	2	802.11ac VHT40	38	5190	MCS0	-
Mode 62	U-NII-1	5.15-5.25	2	802.11ac VHT40	46	5230	MCS0	-
Mode 63	U-NII-2A	5.25-5.35	2	802.11ac VHT40	54	5270	MCS0	-
Mode 64	U-NII-2A	5.25-5.35	2	802.11ac VHT40	62	5310	MCS0	-
Mode 65	U-NII-2C	5.47-5.725	2	802.11ac VHT40	102	5510	MCS0	-
Mode 66	U-NII-2C	5.47-5.725	2	802.11ac VHT40	110	5550	MCS0	-
Mode 67	U-NII-2C	5.47-5.725	2	802.11ac VHT40	134	5670	MCS0	-
Mode 68	U-NII-1	5.15-5.25	2	802.11ac VHT80	42	5210	MCS0	-
Mode 69	U-NII-2A	5.25-5.35	2	802.11ac VHT80	58	5290	MCS0	-
Mode 70	U-NII-2C	5.47-5.725	2	802.11ac VHT80	106	5530	MCS0	-
Mode 71	U-NII-2C	5.47-5.725	2	802.11ac VHT80	122	5610	MCS0	-
Mode 72	U-NII-3	5.725-5.85	2	802.11a	149	5745	6Mbps	-
Mode 73	U-NII-3	5.725-5.85	2	802.11a	157	5785	6Mbps	-
Mode 74	U-NII-3	5.725-5.85	2	802.11a	165	5825	6Mbps	-
Mode 75	U-NII-3	5.725-5.85	2	802.11ac VHT20	149	5745	MCS0	-
Mode 76	U-NII-3	5.725-5.85	2	802.11ac VHT20	157	5785	MCS0	-
Mode 77	U-NII-3	5.725-5.85	2	802.11ac VHT20	165	5825	MCS0	-
Mode 78	U-NII-3	5.725-5.85	2	802.11ac VHT40	151	5755	MCS0	-



Mode	Band	Band (GHz)	Antenna	Modulation	Channel	Frequency	Data Rate	Remark
Mode 79	U-NII-3	5.725-5.85	2	802.11ac VHT40	159	5795	MCS0	-
Mode 80	U-NII-3	5.725-5.85	2	802.11ac VHT80	155	5775	MCS0	-
Mode 81	U-NII-2C	5.47-5.85	2	802.11a	144	5720	6Mbps	-
Mode 82	U-NII-2C	5.47-5.85	2	802.11ac VHT20	144	5720	MCS0	-
Mode 83	U-NII-2C	5.47-5.85	2	802.11ac VHT40	142	5710	MCS0	-
Mode 84	U-NII-2C	5.47-5.85	2	802.11ac VHT80	138	5690	MCS0	-
Mode 87	U-NII-2C	5.47-5.725	1	802.11ac VHT80	106	5530	MCS0	LF
Mode 88	U-NII-3	5.725-5.85	1	802.11ac VHT80	155	5775	MCS0	LF

Co-location

Mode	Band	Band (GHz)	Antenna	Modulation	Channel	Frequency	Data Rate	Remark
Mode 85	U-NII-2C	5.47-5.725	1	802.11ac VHT80	106	5530	MCS0	-
	2400-2483.5	2400-2483.5	1	Bluetooth-LE	39	2480	2Mbps	-
Mode 86	U-NII-1	5.15-5.25	2	802.11ac VHT40	38	5190	MCS0	-
	2400-2483.5	2400-2483.5	2	Bluetooth-LE	39	2480	2Mbps	-



Summary of each worse mode

Table with 11 columns: Mode, Modulation, Ch., Freq. (MHz), Level (dBuV/m), Limit (dBuV/m), Margin (dB), Pol., Peak Avg., Result, Remark. It contains 48 rows of test data.



Mode	Modulation	Ch.	Freq. (MHz)	Level (dBuV/m)	Limit (dBuV/m)	Margin (dB)	Pol.	Peak Avg.	Result	Remark
28	802.11ac VHT80	106	11060.00	44.62	74.00	-29.38	V	PEAK	Pass	Harmonic
29	802.11ac VHT80	122	5726.84	57.35	68.30	-10.95	H	PEAK	Pass	Band Edge
29	802.11ac VHT80	122	11220.00	45.16	74.00	-28.84	H	PEAK	Pass	Harmonic
30	802.11a	149	5638.40	50.56	68.30	-17.74	H	PEAK	Pass	Band Edge
30	802.11a	149	11490.00	44.36	74.00	-29.64	H	PEAK	Pass	Harmonic
31	802.11a	157	11570.00	44.49	74.00	-29.51	V	PEAK	Pass	Harmonic
32	802.11a	165	5961.20	48.23	68.30	-20.07	H	PEAK	Pass	Band Edge
32	802.11a	165	11650.00	45.83	74.00	-28.17	V	PEAK	Pass	Harmonic
33	802.11ac VHT20	149	5625.20	50.73	68.30	-17.57	H	PEAK	Pass	Band Edge
33	802.11ac VHT20	149	11490.00	44.93	74.00	-29.07	V	PEAK	Pass	Harmonic
34	802.11ac VHT20	157	11570.00	45.30	74.00	-28.70	H	PEAK	Pass	Harmonic
35	802.11ac VHT20	165	5932.80	48.05	68.30	-20.25	H	PEAK	Pass	Band Edge
35	802.11ac VHT20	165	11650.00	44.72	74.00	-29.28	H	PEAK	Pass	Harmonic
36	802.11ac VHT40	151	5626.51	50.22	68.30	-18.08	H	PEAK	Pass	Band Edge
36	802.11ac VHT40	151	11510.00	44.53	74.00	-29.47	V	PEAK	Pass	Harmonic
37	802.11ac VHT40	159	5632.40	50.75	68.30	-17.55	H	PEAK	Pass	Band Edge
37	802.11ac VHT40	159	11590.00	44.34	74.00	-29.66	V	PEAK	Pass	Harmonic
38	802.11ac VHT80	155	5638.00	56.26	68.30	-12.04	H	PEAK	Pass	Band Edge
38	802.11ac VHT80	155	11550.00	43.96	74.00	-30.04	H	PEAK	Pass	Harmonic
39	802.11a	144	11440.00	45.39	74.00	-28.61	H	PEAK	Pass	Harmonic
40	802.11ac VHT20	144	11440.00	44.72	74.00	-29.28	V	PEAK	Pass	Harmonic
41	802.11ac VHT40	142	11420.00	45.40	74.00	-28.60	V	PEAK	Pass	Harmonic
42	802.11ac VHT80	138	11380.00	44.13	74.00	-29.87	V	PEAK	Pass	Harmonic
43	802.11a	36	5150.00	43.07	54.00	-10.93	H	AVERAGE	Pass	Band Edge
43	802.11a	36	10360.00	45.46	68.30	-22.84	V	PEAK	Pass	Harmonic
44	802.11a	44	10440.00	46.11	68.30	-22.19	V	PEAK	Pass	Harmonic
45	802.11a	48	10480.00	46.49	68.30	-21.81	V	PEAK	Pass	Harmonic
46	802.11a	52	10520.00	45.57	68.30	-22.73	V	PEAK	Pass	Harmonic
47	802.11a	60	10600.01	44.30	74.00	-29.70	V	PEAK	Pass	Harmonic
48	802.11a	64	5350.10	42.59	54.00	-11.41	H	AVERAGE	Pass	Band Edge
48	802.11a	64	10640.00	44.27	74.00	-29.73	V	PEAK	Pass	Harmonic
49	802.11a	100	5456.72	41.09	54.00	-12.91	H	AVERAGE	Pass	Band Edge
49	802.11a	100	11000.00	44.19	74.00	-29.81	V	PEAK	Pass	Harmonic
50	802.11a	116	11160.00	45.61	74.00	-28.39	V	PEAK	Pass	Harmonic
51	802.11a	140	5726.28	59.30	68.30	-9.00	H	PEAK	Pass	Band Edge
51	802.11a	140	11400.00	43.36	74.00	-30.64	V	PEAK	Pass	Harmonic
52	802.11ac VHT20	36	5149.10	43.58	54.00	-10.42	H	AVERAGE	Pass	Band Edge
52	802.11ac VHT20	36	10360.00	44.83	68.30	-23.47	H	PEAK	Pass	Harmonic
53	802.11ac VHT20	44	10440.00	45.52	68.30	-22.78	V	PEAK	Pass	Harmonic
54	802.11ac VHT20	48	10480.00	45.10	68.30	-23.20	V	PEAK	Pass	Harmonic
55	802.11ac VHT20	52	10520.00	45.12	68.30	-23.18	V	PEAK	Pass	Harmonic
56	802.11ac VHT20	60	10600.01	44.43	74.00	-29.57	V	PEAK	Pass	Harmonic
57	802.11ac VHT20	64	5350.80	43.22	54.00	-10.78	H	AVERAGE	Pass	Band Edge



Mode	Modulation	Ch.	Freq. (MHz)	Level (dBuV/m)	Limit (dBuV/m)	Margin (dB)	Pol.	Peak Avg.	Result	Remark
57	802.11ac VHT20	64	10640.00	44.48	74.00	-29.52	V	PEAK	Pass	Harmonic
58	802.11ac VHT20	100	5459.92	41.22	54.00	-12.78	H	AVERAGE	Pass	Band Edge
58	802.11ac VHT20	100	11000.00	44.05	74.00	-29.95	V	PEAK	Pass	Harmonic
59	802.11ac VHT20	116	11160.00	44.89	74.00	-29.11	V	PEAK	Pass	Harmonic
60	802.11ac VHT20	140	5728.12	63.70	68.30	-4.60	H	PEAK	Pass	Band Edge
60	802.11ac VHT20	140	11400.00	43.81	74.00	-30.19	V	PEAK	Pass	Harmonic
61	802.11ac VHT40	38	5149.44	48.52	54.00	-5.48	H	AVERAGE	Pass	Band Edge
61	802.11ac VHT40	38	10380.00	45.11	68.30	-23.19	V	PEAK	Pass	Harmonic
62	802.11ac VHT40	46	10460.00	44.32	68.30	-23.98	V	PEAK	Pass	Harmonic
63	802.11ac VHT40	54	10540.00	44.48	68.30	-23.82	V	PEAK	Pass	Harmonic
64	802.11ac VHT40	62	5351.10	47.46	54.00	-6.54	H	AVERAGE	Pass	Band Edge
64	802.11ac VHT40	62	10620.00	44.97	74.00	-29.03	V	PEAK	Pass	Harmonic
65	802.11ac VHT40	102	5465.04	59.60	68.30	-8.70	H	PEAK	Pass	Band Edge
65	802.11ac VHT40	102	11020.00	44.30	74.00	-29.70	V	PEAK	Pass	Harmonic
66	802.11ac VHT40	110	11100.00	44.35	74.00	-29.65	V	PEAK	Pass	Harmonic
67	802.11ac VHT40	134	5725.88	58.70	68.30	-9.60	H	PEAK	Pass	Band Edge
67	802.11ac VHT40	134	11340.00	43.13	74.00	-30.87	V	PEAK	Pass	Harmonic
68	802.11ac VHT80	42	5149.76	48.44	54.00	-5.56	H	AVERAGE	Pass	Band Edge
68	802.11ac VHT80	42	10420.00	43.41	68.30	-24.89	V	PEAK	Pass	Harmonic
69	802.11ac VHT80	58	5350.10	46.71	54.00	-7.29	H	AVERAGE	Pass	Band Edge
69	802.11ac VHT80	58	10580.00	42.81	68.30	-25.49	V	PEAK	Pass	Harmonic
70	802.11ac VHT80	106	5458.64	47.98	54.00	-6.02	H	AVERAGE	Pass	Band Edge
70	802.11ac VHT80	106	11060.10	43.76	74.00	-30.24	H	Peak	Pass	Harmonic
71	802.11ac VHT80	122	5730.36	56.24	68.30	-12.06	H	PEAK	Pass	Band Edge
71	802.11ac VHT80	122	11220.00	42.13	74.00	-31.87	H	PEAK	Pass	Harmonic
72	802.11a	149	5644.40	50.75	68.30	-17.55	H	PEAK	Pass	Band Edge
72	802.11a	149	11490.00	42.46	74.00	-31.54	H	PEAK	Pass	Harmonic
73	802.11a	157	11570.00	43.12	74.00	-30.88	V	PEAK	Pass	Harmonic
74	802.11a	165	5979.20	47.58	68.30	-20.72	V	PEAK	Pass	Band Edge
74	802.11a	165	11650.00	44.41	74.00	-29.59	H	PEAK	Pass	Harmonic
75	802.11ac VHT20	149	5647.60	51.40	68.30	-16.90	H	PEAK	Pass	Band Edge
75	802.11ac VHT20	149	11490.00	43.30	74.00	-30.70	H	PEAK	Pass	Harmonic
76	802.11ac VHT20	157	11570.00	43.36	74.00	-30.64	V	PEAK	Pass	Harmonic
77	802.11ac VHT20	165	5964.80	48.09	68.30	-20.21	V	PEAK	Pass	Band Edge
77	802.11ac VHT20	165	11650.00	43.14	74.00	-30.86	V	PEAK	Pass	Harmonic
78	802.11ac VHT40	151	5644.02	51.32	68.30	-16.98	H	PEAK	Pass	Band Edge
78	802.11ac VHT40	151	11510.00	43.11	74.00	-30.89	V	PEAK	Pass	Harmonic
79	802.11ac VHT40	159	5642.40	50.77	68.30	-17.53	V	PEAK	Pass	Band Edge
79	802.11ac VHT40	159	11590.00	42.65	74.00	-31.35	V	PEAK	Pass	Harmonic
80	802.11ac VHT80	155	5648.80	54.52	68.30	-13.78	H	PEAK	Pass	Band Edge
80	802.11ac VHT80	155	11550.00	40.51	74.00	-33.49	H	PEAK	Pass	Harmonic
81	802.11a	144	11440.00	43.40	74.00	-30.60	H	PEAK	Pass	Harmonic
82	802.11ac VHT20	144	11440.00	42.95	74.00	-31.05	H	PEAK	Pass	Harmonic

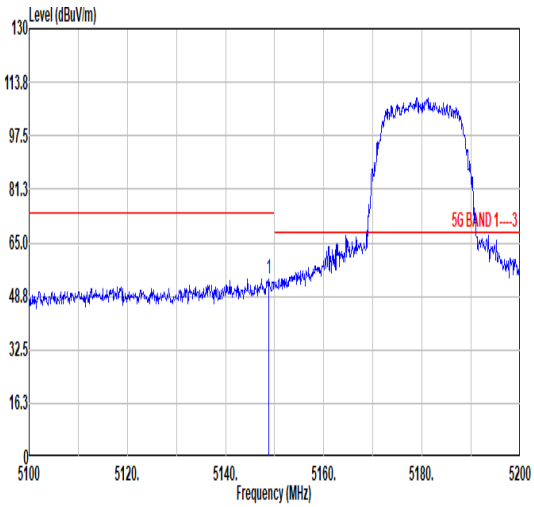
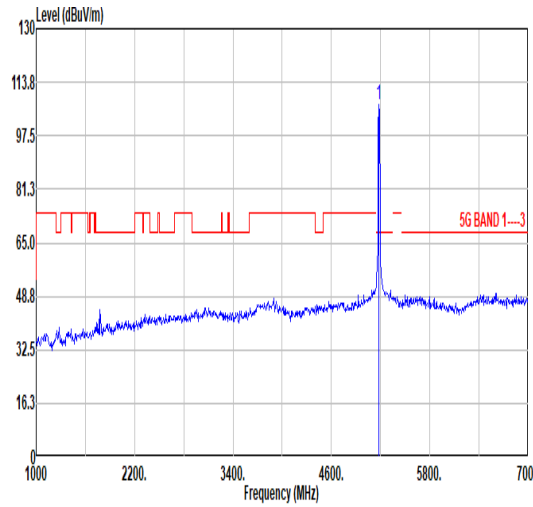
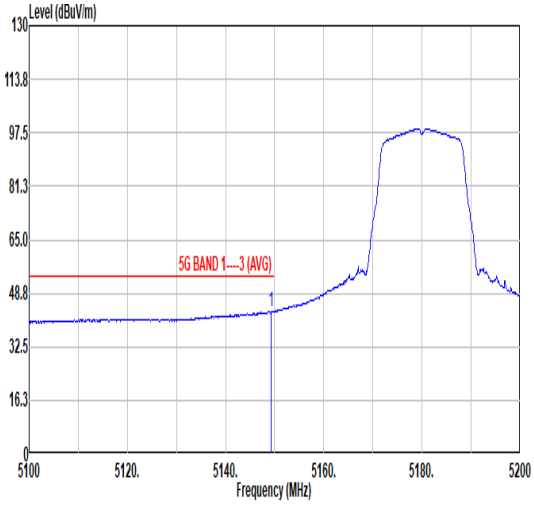
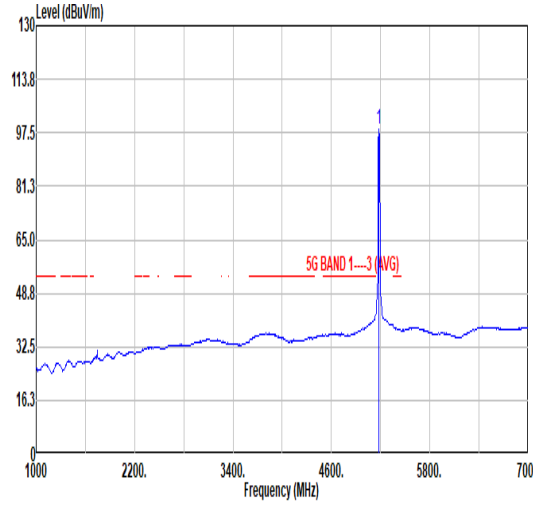


Mode	Modulation	Ch.	Freq. (MHz)	Level (dBuV/m)	Limit (dBuV/m)	Margin (dB)	Pol.	Peak Avg.	Result	Remark
83	802.11ac VHT40	142	11420.00	42.96	74.00	-31.04	V	PEAK	Pass	Harmonic
84	802.11ac VHT80	138	11380.00	41.54	74.00	-32.46	V	PEAK	Pass	Harmonic
87	802.11ac VHT80	106	60.07	33.6	40	-6.4	V	Peak	Pass	LF
88	802.11ac VHT80	155	60.07	31.96	40	-8.04	V	PEAK	Pass	LF

Co-location

Mode	Modulation	Ch.	Freq. (MHz)	Level (dBuV/m)	Limit (dBuV/m)	Margin (dB)	Pol.	Peak Avg.	Result	Remark
85	802.11ac VHT80	106	5458.16	48.94	54.00	-5.06	H	AVERAGE	Pass	Band Edge
	802.11ac VHT80	106	11060.00	43.95	74.00	-30.05	H	PEAK	Pass	Harmonic
	Bluetooth-LE	39	2483.50	39.14	54.00	-14.86	V	AVERAGE	Pass	Band Edge
	Bluetooth-LE	39	7440.00	40.99	74.00	-33.01	V	PEAK	Pass	Harmonic
86	802.11ac VHT40	38	5147.84	48.41	54.00	-5.59	H	AVERAGE	Pass	Band Edge
	802.11ac VHT40	38	10380.00	45.61	68.30	-22.69	V	PEAK	Pass	Harmonic
	Bluetooth-LE	39	2483.56	38.91	54.00	-15.09	V	AVERAGE	Pass	Band Edge
	Bluetooth-LE	39	7440.00	41.18	74.00	-32.82	V	PEAK	Pass	Harmonic



Mode	1																																																																																	
	Band Edge																																																																																	
	U-NII-1_5.15-5.25_802.11a_CH36_5180MHz																																																																																	
ANT	1																																																																																	
Pol.	Horizontal	Fundamental																																																																																
Peak	 <p>Level (dBuV/m)</p> <p>Frequency (MHz)</p> <p>5G BAND 1---3</p> <table border="1"> <thead> <tr> <th>Limit</th> <th>Read</th> <th>Ant</th> <th>Cable</th> <th>Preamp</th> <th>Aux</th> <th>APos</th> <th>TPos</th> <th>Remark</th> </tr> <tr> <th>Freq</th> <th>Level</th> <th>Line</th> <th>Margin</th> <th>Level</th> <th>Factor</th> <th>Loss</th> <th>Factor</th> <th>Factor</th> </tr> <tr> <th>MHz</th> <th>dBuV/m</th> <th>dBuV/m</th> <th>dB</th> <th>dBuV</th> <th>dB/m</th> <th>dB</th> <th>dB</th> <th>dB</th> </tr> </thead> <tbody> <tr> <td>1</td> <td>5148.80</td> <td>54.11</td> <td>74.00</td> <td>-19.89</td> <td>46.32</td> <td>34.23</td> <td>10.61</td> <td>37.05</td> <td>0.00</td> <td>100</td> <td>330</td> <td>PEAK</td> </tr> </tbody> </table>	Limit	Read	Ant	Cable	Preamp	Aux	APos	TPos	Remark	Freq	Level	Line	Margin	Level	Factor	Loss	Factor	Factor	MHz	dBuV/m	dBuV/m	dB	dBuV	dB/m	dB	dB	dB	1	5148.80	54.11	74.00	-19.89	46.32	34.23	10.61	37.05	0.00	100	330	PEAK	 <p>Level (dBuV/m)</p> <p>Frequency (MHz)</p> <p>5G BAND 1---3</p> <table border="1"> <thead> <tr> <th>Limit</th> <th>Read</th> <th>Ant</th> <th>Cable</th> <th>Preamp</th> <th>Aux</th> <th>APos</th> <th>TPos</th> <th>Remark</th> </tr> <tr> <th>Freq</th> <th>Level</th> <th>Line</th> <th>Margin</th> <th>Level</th> <th>Factor</th> <th>Loss</th> <th>Factor</th> <th>Factor</th> </tr> <tr> <th>MHz</th> <th>dBuV/m</th> <th>dBuV/m</th> <th>dB</th> <th>dBuV</th> <th>dB/m</th> <th>dB</th> <th>dB</th> <th>dB</th> </tr> </thead> <tbody> <tr> <td>1</td> <td>5180.00</td> <td>106.72</td> <td>68.30</td> <td>38.42</td> <td>98.79</td> <td>34.28</td> <td>10.64</td> <td>36.99</td> <td>0.00</td> <td>100</td> <td>330</td> <td>PEAK</td> </tr> </tbody> </table>	Limit	Read	Ant	Cable	Preamp	Aux	APos	TPos	Remark	Freq	Level	Line	Margin	Level	Factor	Loss	Factor	Factor	MHz	dBuV/m	dBuV/m	dB	dBuV	dB/m	dB	dB	dB	1	5180.00	106.72	68.30	38.42	98.79	34.28	10.64	36.99	0.00	100	330	PEAK
	Limit	Read	Ant	Cable	Preamp	Aux	APos	TPos	Remark																																																																									
Freq	Level	Line	Margin	Level	Factor	Loss	Factor	Factor																																																																										
MHz	dBuV/m	dBuV/m	dB	dBuV	dB/m	dB	dB	dB																																																																										
1	5148.80	54.11	74.00	-19.89	46.32	34.23	10.61	37.05	0.00	100	330	PEAK																																																																						
Limit	Read	Ant	Cable	Preamp	Aux	APos	TPos	Remark																																																																										
Freq	Level	Line	Margin	Level	Factor	Loss	Factor	Factor																																																																										
MHz	dBuV/m	dBuV/m	dB	dBuV	dB/m	dB	dB	dB																																																																										
1	5180.00	106.72	68.30	38.42	98.79	34.28	10.64	36.99	0.00	100	330	PEAK																																																																						
Avg	 <p>Level (dBuV/m)</p> <p>Frequency (MHz)</p> <p>5G BAND 1---3 (AVG)</p> <table border="1"> <thead> <tr> <th>Limit</th> <th>Read</th> <th>Ant</th> <th>Cable</th> <th>Preamp</th> <th>Aux</th> <th>APos</th> <th>TPos</th> <th>Remark</th> </tr> <tr> <th>Freq</th> <th>Level</th> <th>Line</th> <th>Margin</th> <th>Level</th> <th>Factor</th> <th>Loss</th> <th>Factor</th> <th>Factor</th> </tr> <tr> <th>MHz</th> <th>dBuV/m</th> <th>dBuV/m</th> <th>dB</th> <th>dBuV</th> <th>dB/m</th> <th>dB</th> <th>dB</th> <th>dB</th> </tr> </thead> <tbody> <tr> <td>1</td> <td>5149.20</td> <td>43.25</td> <td>54.00</td> <td>-10.75</td> <td>35.46</td> <td>34.23</td> <td>10.61</td> <td>37.05</td> <td>0.00</td> <td>100</td> <td>330</td> <td>AVERAGE</td> </tr> </tbody> </table>	Limit	Read	Ant	Cable	Preamp	Aux	APos	TPos	Remark	Freq	Level	Line	Margin	Level	Factor	Loss	Factor	Factor	MHz	dBuV/m	dBuV/m	dB	dBuV	dB/m	dB	dB	dB	1	5149.20	43.25	54.00	-10.75	35.46	34.23	10.61	37.05	0.00	100	330	AVERAGE	 <p>Level (dBuV/m)</p> <p>Frequency (MHz)</p> <p>5G BAND 1---3 (AVG)</p> <table border="1"> <thead> <tr> <th>Limit</th> <th>Read</th> <th>Ant</th> <th>Cable</th> <th>Preamp</th> <th>Aux</th> <th>APos</th> <th>TPos</th> <th>Remark</th> </tr> <tr> <th>Freq</th> <th>Level</th> <th>Line</th> <th>Margin</th> <th>Level</th> <th>Factor</th> <th>Loss</th> <th>Factor</th> <th>Factor</th> </tr> <tr> <th>MHz</th> <th>dBuV/m</th> <th>dBuV/m</th> <th>dB</th> <th>dBuV</th> <th>dB/m</th> <th>dB</th> <th>dB</th> <th>dB</th> </tr> </thead> <tbody> <tr> <td>1</td> <td>5180.00</td> <td>98.48</td> <td>68.30</td> <td>30.18</td> <td>90.55</td> <td>34.28</td> <td>10.64</td> <td>36.99</td> <td>0.00</td> <td>100</td> <td>330</td> <td>AVERAGE</td> </tr> </tbody> </table>	Limit	Read	Ant	Cable	Preamp	Aux	APos	TPos	Remark	Freq	Level	Line	Margin	Level	Factor	Loss	Factor	Factor	MHz	dBuV/m	dBuV/m	dB	dBuV	dB/m	dB	dB	dB	1	5180.00	98.48	68.30	30.18	90.55	34.28	10.64	36.99	0.00	100	330	AVERAGE
Limit	Read	Ant	Cable	Preamp	Aux	APos	TPos	Remark																																																																										
Freq	Level	Line	Margin	Level	Factor	Loss	Factor	Factor																																																																										
MHz	dBuV/m	dBuV/m	dB	dBuV	dB/m	dB	dB	dB																																																																										
1	5149.20	43.25	54.00	-10.75	35.46	34.23	10.61	37.05	0.00	100	330	AVERAGE																																																																						
Limit	Read	Ant	Cable	Preamp	Aux	APos	TPos	Remark																																																																										
Freq	Level	Line	Margin	Level	Factor	Loss	Factor	Factor																																																																										
MHz	dBuV/m	dBuV/m	dB	dBuV	dB/m	dB	dB	dB																																																																										
1	5180.00	98.48	68.30	30.18	90.55	34.28	10.64	36.99	0.00	100	330	AVERAGE																																																																						



Mode	1																																																																																	
	Band Edge																																																																																	
	U-NII-1_5.15-5.25_802.11a_CH36_5180MHz																																																																																	
ANT	1																																																																																	
Pol.	Vertical	Fundamental																																																																																
Peak	<table border="1"> <thead> <tr> <th>Limit</th> <th>Read</th> <th>Ant</th> <th>Cable</th> <th>Preamp</th> <th>Aux</th> <th>APos</th> <th>TPos</th> <th>Remark</th> </tr> <tr> <th>Freq</th> <th>Level</th> <th>Line</th> <th>Margin</th> <th>Level</th> <th>Factor</th> <th>Loss</th> <th>Factor</th> <th>Factor</th> </tr> <tr> <th>MHz</th> <th>dBuV/m</th> <th>dBuV/m</th> <th>dB</th> <th>dBuV</th> <th>dB/m</th> <th>dB</th> <th>dB</th> <th>dB</th> </tr> </thead> <tbody> <tr> <td>1</td> <td>5144.60</td> <td>51.54</td> <td>74.00</td> <td>-22.46</td> <td>43.78</td> <td>34.22</td> <td>10.60</td> <td>37.06</td> <td>0.00</td> <td>304</td> <td>242</td> <td>PEAK</td> </tr> </tbody> </table>	Limit	Read	Ant	Cable	Preamp	Aux	APos	TPos	Remark	Freq	Level	Line	Margin	Level	Factor	Loss	Factor	Factor	MHz	dBuV/m	dBuV/m	dB	dBuV	dB/m	dB	dB	dB	1	5144.60	51.54	74.00	-22.46	43.78	34.22	10.60	37.06	0.00	304	242	PEAK	<table border="1"> <thead> <tr> <th>Limit</th> <th>Read</th> <th>Ant</th> <th>Cable</th> <th>Preamp</th> <th>Aux</th> <th>APos</th> <th>TPos</th> <th>Remark</th> </tr> <tr> <th>Freq</th> <th>Level</th> <th>Line</th> <th>Margin</th> <th>Level</th> <th>Factor</th> <th>Loss</th> <th>Factor</th> <th>Factor</th> </tr> <tr> <th>MHz</th> <th>dBuV/m</th> <th>dBuV/m</th> <th>dB</th> <th>dBuV</th> <th>dB/m</th> <th>dB</th> <th>dB</th> <th>dB</th> </tr> </thead> <tbody> <tr> <td>1</td> <td>5180.00</td> <td>103.40</td> <td>68.30</td> <td>35.10</td> <td>95.47</td> <td>34.28</td> <td>10.64</td> <td>36.99</td> <td>0.00</td> <td>304</td> <td>242</td> <td>PEAK</td> </tr> </tbody> </table>	Limit	Read	Ant	Cable	Preamp	Aux	APos	TPos	Remark	Freq	Level	Line	Margin	Level	Factor	Loss	Factor	Factor	MHz	dBuV/m	dBuV/m	dB	dBuV	dB/m	dB	dB	dB	1	5180.00	103.40	68.30	35.10	95.47	34.28	10.64	36.99	0.00	304	242	PEAK
	Limit	Read	Ant	Cable	Preamp	Aux	APos	TPos	Remark																																																																									
Freq	Level	Line	Margin	Level	Factor	Loss	Factor	Factor																																																																										
MHz	dBuV/m	dBuV/m	dB	dBuV	dB/m	dB	dB	dB																																																																										
1	5144.60	51.54	74.00	-22.46	43.78	34.22	10.60	37.06	0.00	304	242	PEAK																																																																						
Limit	Read	Ant	Cable	Preamp	Aux	APos	TPos	Remark																																																																										
Freq	Level	Line	Margin	Level	Factor	Loss	Factor	Factor																																																																										
MHz	dBuV/m	dBuV/m	dB	dBuV	dB/m	dB	dB	dB																																																																										
1	5180.00	103.40	68.30	35.10	95.47	34.28	10.64	36.99	0.00	304	242	PEAK																																																																						
Avg	<table border="1"> <thead> <tr> <th>Limit</th> <th>Read</th> <th>Ant</th> <th>Cable</th> <th>Preamp</th> <th>Aux</th> <th>APos</th> <th>TPos</th> <th>Remark</th> </tr> <tr> <th>Freq</th> <th>Level</th> <th>Line</th> <th>Margin</th> <th>Level</th> <th>Factor</th> <th>Loss</th> <th>Factor</th> <th>Factor</th> </tr> <tr> <th>MHz</th> <th>dBuV/m</th> <th>dBuV/m</th> <th>dB</th> <th>dBuV</th> <th>dB/m</th> <th>dB</th> <th>dB</th> <th>dB</th> </tr> </thead> <tbody> <tr> <td>1</td> <td>5149.60</td> <td>40.69</td> <td>54.00</td> <td>-13.31</td> <td>32.90</td> <td>34.23</td> <td>10.61</td> <td>37.05</td> <td>0.00</td> <td>304</td> <td>242</td> <td>AVERAGE</td> </tr> </tbody> </table>	Limit	Read	Ant	Cable	Preamp	Aux	APos	TPos	Remark	Freq	Level	Line	Margin	Level	Factor	Loss	Factor	Factor	MHz	dBuV/m	dBuV/m	dB	dBuV	dB/m	dB	dB	dB	1	5149.60	40.69	54.00	-13.31	32.90	34.23	10.61	37.05	0.00	304	242	AVERAGE	<table border="1"> <thead> <tr> <th>Limit</th> <th>Read</th> <th>Ant</th> <th>Cable</th> <th>Preamp</th> <th>Aux</th> <th>APos</th> <th>TPos</th> <th>Remark</th> </tr> <tr> <th>Freq</th> <th>Level</th> <th>Line</th> <th>Margin</th> <th>Level</th> <th>Factor</th> <th>Loss</th> <th>Factor</th> <th>Factor</th> </tr> <tr> <th>MHz</th> <th>dBuV/m</th> <th>dBuV/m</th> <th>dB</th> <th>dBuV</th> <th>dB/m</th> <th>dB</th> <th>dB</th> <th>dB</th> </tr> </thead> <tbody> <tr> <td>1</td> <td>5180.00</td> <td>94.65</td> <td>68.30</td> <td>26.35</td> <td>86.72</td> <td>34.28</td> <td>10.64</td> <td>36.99</td> <td>0.00</td> <td>304</td> <td>242</td> <td>AVERAGE</td> </tr> </tbody> </table>	Limit	Read	Ant	Cable	Preamp	Aux	APos	TPos	Remark	Freq	Level	Line	Margin	Level	Factor	Loss	Factor	Factor	MHz	dBuV/m	dBuV/m	dB	dBuV	dB/m	dB	dB	dB	1	5180.00	94.65	68.30	26.35	86.72	34.28	10.64	36.99	0.00	304	242	AVERAGE
Limit	Read	Ant	Cable	Preamp	Aux	APos	TPos	Remark																																																																										
Freq	Level	Line	Margin	Level	Factor	Loss	Factor	Factor																																																																										
MHz	dBuV/m	dBuV/m	dB	dBuV	dB/m	dB	dB	dB																																																																										
1	5149.60	40.69	54.00	-13.31	32.90	34.23	10.61	37.05	0.00	304	242	AVERAGE																																																																						
Limit	Read	Ant	Cable	Preamp	Aux	APos	TPos	Remark																																																																										
Freq	Level	Line	Margin	Level	Factor	Loss	Factor	Factor																																																																										
MHz	dBuV/m	dBuV/m	dB	dBuV	dB/m	dB	dB	dB																																																																										
1	5180.00	94.65	68.30	26.35	86.72	34.28	10.64	36.99	0.00	304	242	AVERAGE																																																																						



Mode	1																																																																																
	Harmonic																																																																																
	U-NII-1_5.15-5.25_802.11a_CH36_5180MHz																																																																																
ANT	1																																																																																
Pol.	Horizontal	Vertical																																																																															
Peak Avg																																																																																	
	<table border="1"> <thead> <tr> <th>Limit</th> <th>Read</th> <th>Ant</th> <th>Cable</th> <th>Preamp</th> <th>Aux</th> <th>APos</th> <th>TPos</th> <th>Remark</th> </tr> <tr> <th>Freq</th> <th>Level</th> <th>Line Margin</th> <th>Level Factor</th> <th>Loss Factor</th> <th>Factor</th> <th></th> <th></th> <th></th> </tr> <tr> <th>MHz</th> <th>dBuV/m</th> <th>dBuV/m</th> <th>dB</th> <th>dBuV</th> <th>dB/m</th> <th>dB</th> <th>dB</th> <th>cm</th> <th>deg</th> </tr> </thead> <tbody> <tr> <td>1 10360.00</td> <td>45.53</td> <td>68.30</td> <td>-22.77</td> <td>59.76</td> <td>37.46</td> <td>15.45</td> <td>67.14</td> <td>0.00</td> <td>---</td> <td>---</td> <td>PEAK</td> </tr> </tbody> </table>	Limit	Read	Ant	Cable	Preamp	Aux	APos	TPos	Remark	Freq	Level	Line Margin	Level Factor	Loss Factor	Factor				MHz	dBuV/m	dBuV/m	dB	dBuV	dB/m	dB	dB	cm	deg	1 10360.00	45.53	68.30	-22.77	59.76	37.46	15.45	67.14	0.00	---	---	PEAK	<table border="1"> <thead> <tr> <th>Limit</th> <th>Read</th> <th>Ant</th> <th>Cable</th> <th>Preamp</th> <th>Aux</th> <th>APos</th> <th>TPos</th> <th>Remark</th> </tr> <tr> <th>Freq</th> <th>Level</th> <th>Line Margin</th> <th>Level Factor</th> <th>Loss Factor</th> <th>Factor</th> <th></th> <th></th> <th></th> </tr> <tr> <th>MHz</th> <th>dBuV/m</th> <th>dBuV/m</th> <th>dB</th> <th>dBuV</th> <th>dB/m</th> <th>dB</th> <th>dB</th> <th>cm</th> <th>deg</th> </tr> </thead> <tbody> <tr> <td>1 10360.00</td> <td>45.10</td> <td>68.30</td> <td>-23.20</td> <td>59.33</td> <td>37.46</td> <td>15.45</td> <td>67.14</td> <td>0.00</td> <td>---</td> <td>---</td> <td>PEAK</td> </tr> </tbody> </table>	Limit	Read	Ant	Cable	Preamp	Aux	APos	TPos	Remark	Freq	Level	Line Margin	Level Factor	Loss Factor	Factor				MHz	dBuV/m	dBuV/m	dB	dBuV	dB/m	dB	dB	cm	deg	1 10360.00	45.10	68.30	-23.20	59.33	37.46	15.45	67.14	0.00	---	---
Limit	Read	Ant	Cable	Preamp	Aux	APos	TPos	Remark																																																																									
Freq	Level	Line Margin	Level Factor	Loss Factor	Factor																																																																												
MHz	dBuV/m	dBuV/m	dB	dBuV	dB/m	dB	dB	cm	deg																																																																								
1 10360.00	45.53	68.30	-22.77	59.76	37.46	15.45	67.14	0.00	---	---	PEAK																																																																						
Limit	Read	Ant	Cable	Preamp	Aux	APos	TPos	Remark																																																																									
Freq	Level	Line Margin	Level Factor	Loss Factor	Factor																																																																												
MHz	dBuV/m	dBuV/m	dB	dBuV	dB/m	dB	dB	cm	deg																																																																								
1 10360.00	45.10	68.30	-23.20	59.33	37.46	15.45	67.14	0.00	---	---	PEAK																																																																						