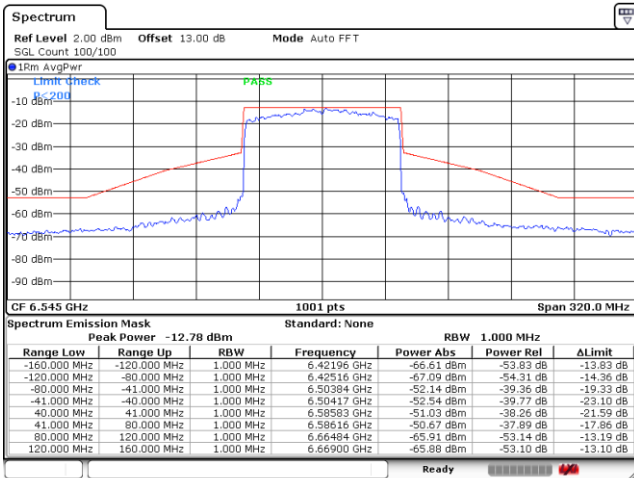


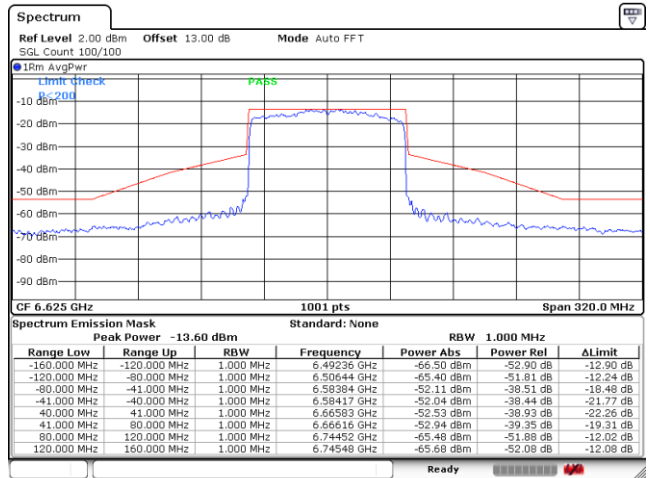


Plot on Channel 6545MHz



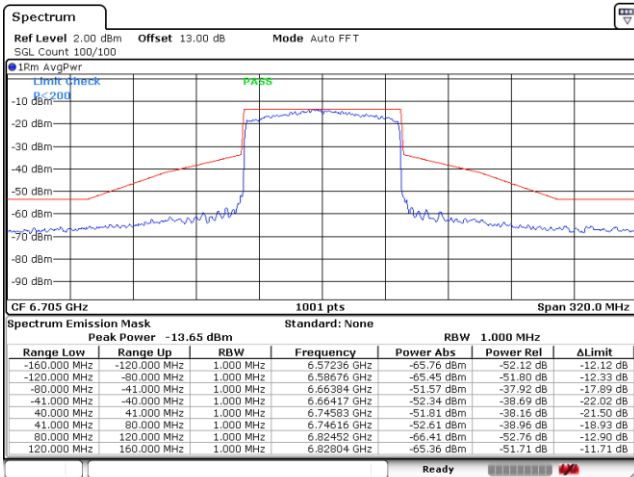
Date: 11.OCT.2023 13:54:27

Plot on Channel 6625MHz



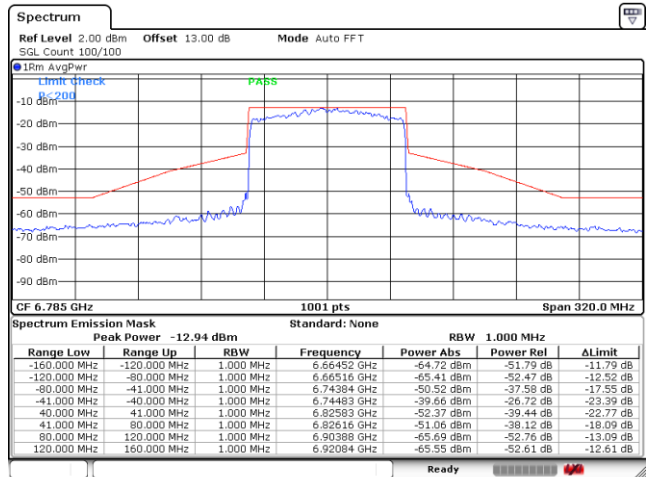
Date: 12.OCT.2023 01:41:08

Plot on Channel 6705MHz



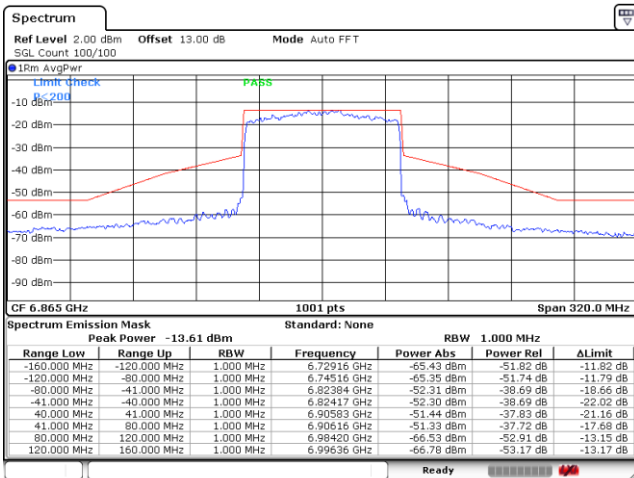
Date: 12.OCT.2023 01:48:01

Plot on Channel 6785MHz



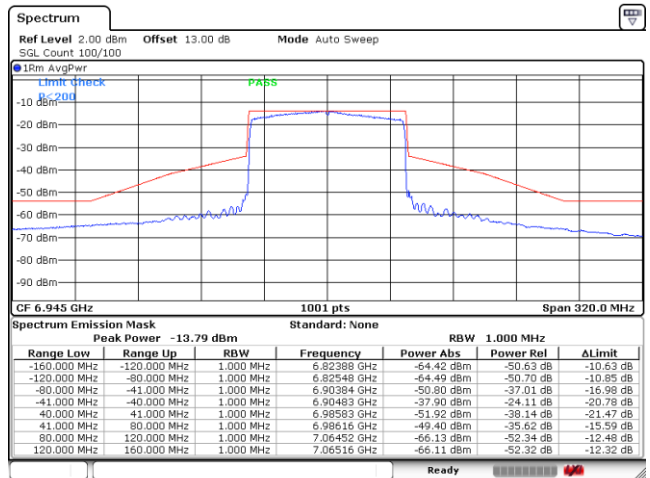
Date: 12.OCT.2023 01:54:07

Plot on Channel 6865MHz



Date: 12.OCT.2023 02:00:39

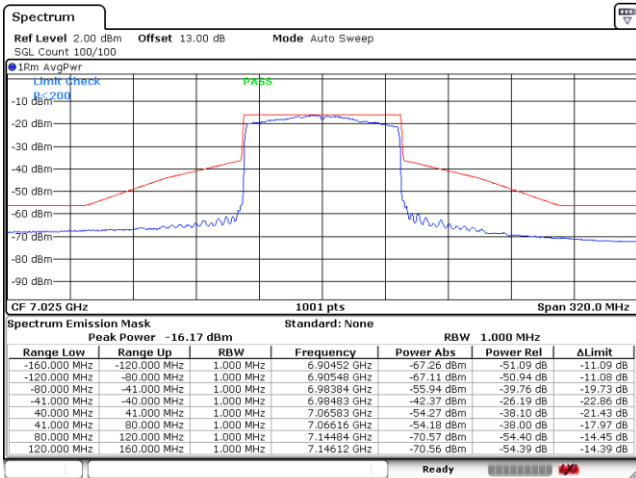
Plot on Channel 6945MHz



Date: 13.OCT.2023 23:29:22



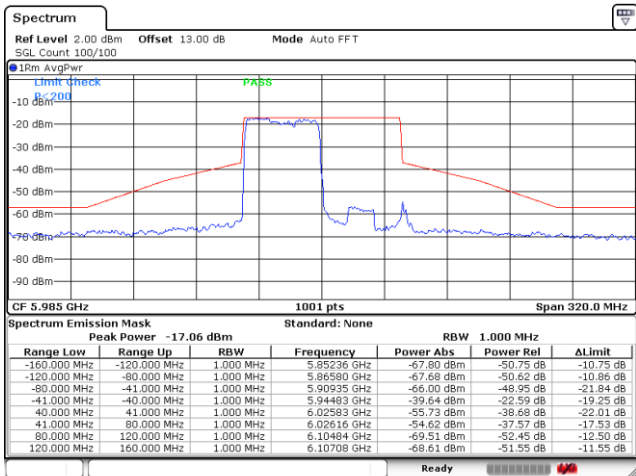
Plot on Channel 7025MHz



Date: 13.OCT.2023 23:38:11

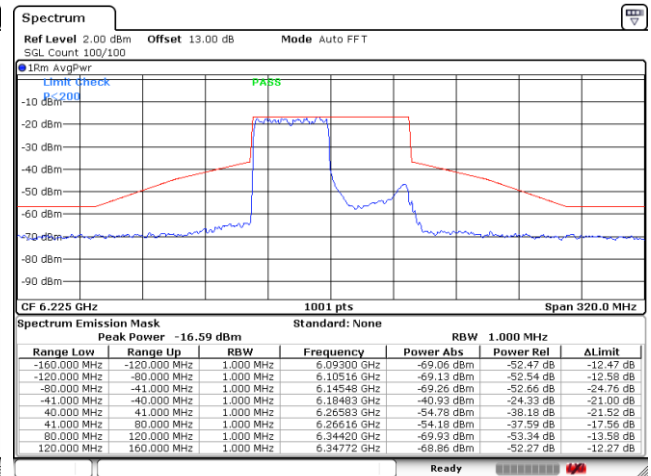
EUT Mode : 802.11ax HE80 – Partial RU

Plot on Channel 5985MHz 484RU65



Date: 11.OCT.2023 02:41:11

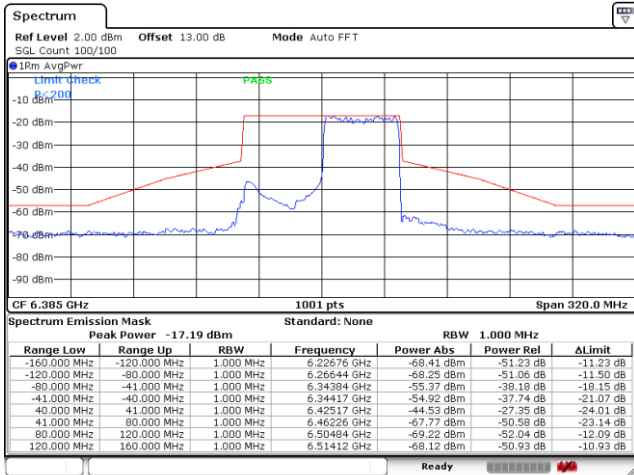
Plot on Channel 6225MHz 484RU65



Date: 11.OCT.2023 02:39:32

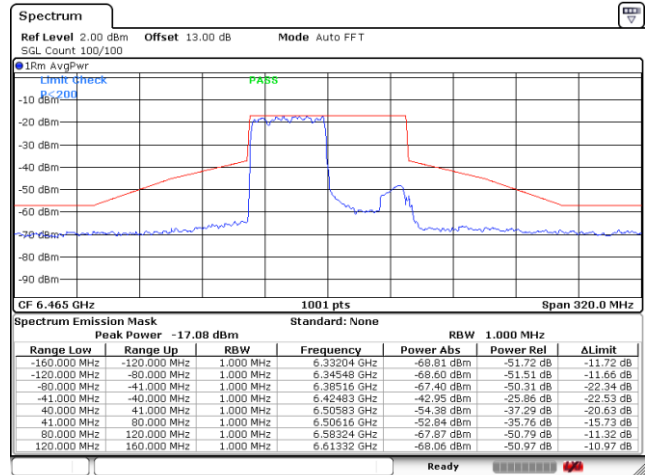


Plot on Channel 6385MHz 484RU66



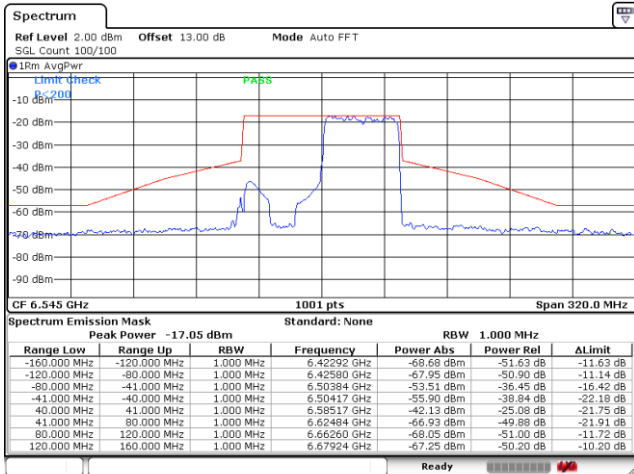
Date: 11.OCT.2023 02:47:03

Plot on Channel 6465MHz 484RU65



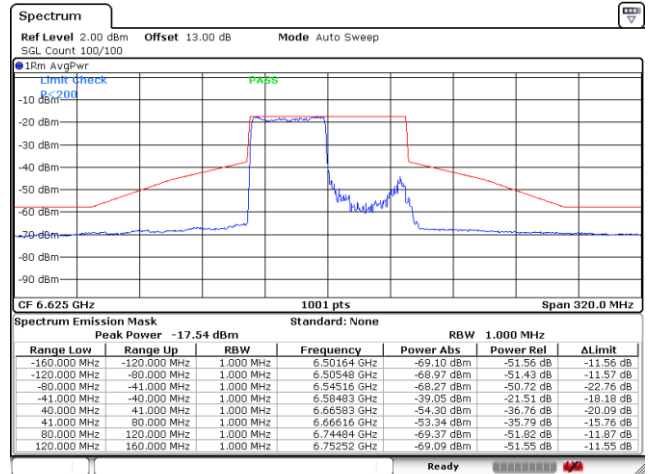
Date: 11.OCT.2023 22:19:04

Plot on Channel 6545MHz 484RU66



Date: 11.OCT.2023 22:26:47

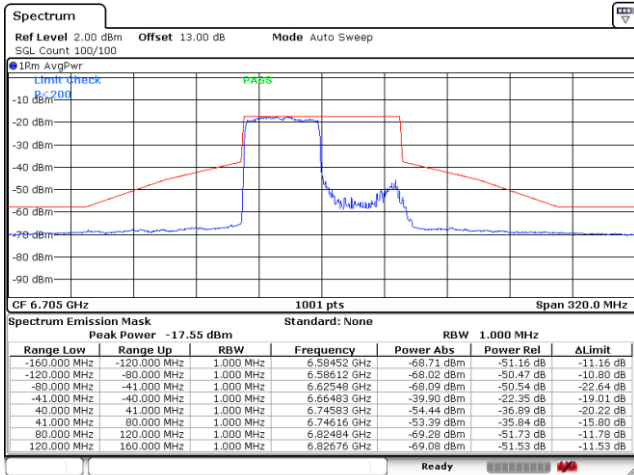
Plot on Channel 6625MHz 484RU65



Date: 13.OCT.2023 14:11:07

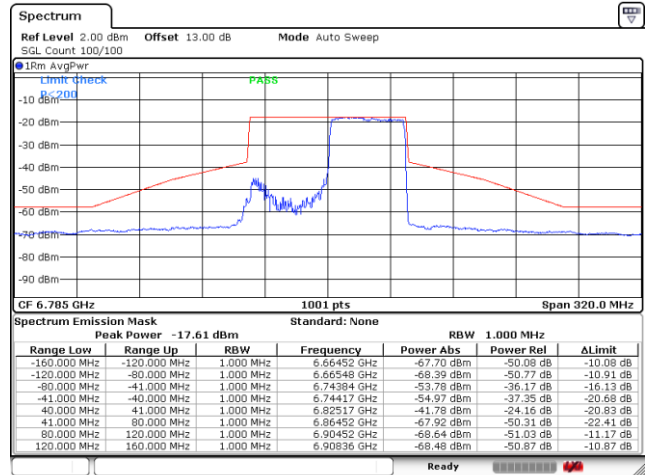


Plot on Channel 6705MHz 484RU65



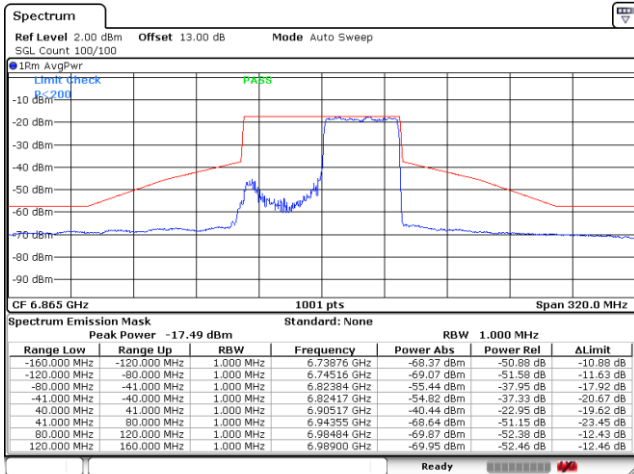
Date: 13.OCT.2023 14:15:00

Plot on Channel 6785MHz 484RU66



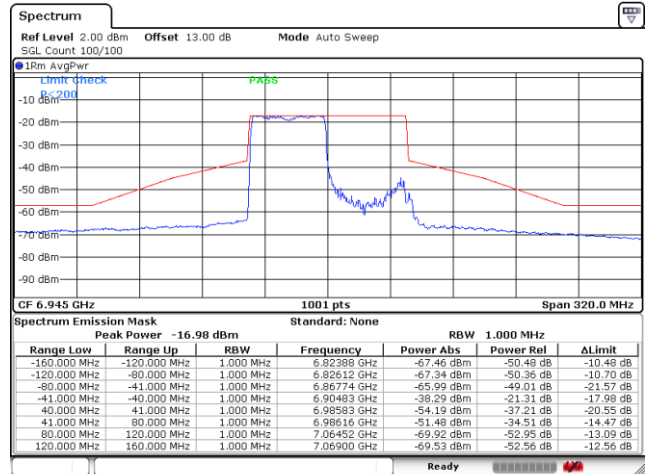
Date: 13.OCT.2023 14:41:49

Plot on Channel 6865MHz 484RU66



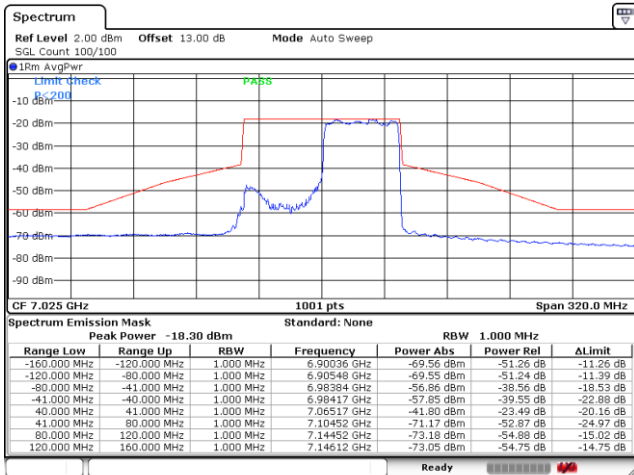
Date: 13.OCT.2023 15:21:47

Plot on Channel 6945MHz 484RU65



Date: 14.OCT.2023 00:56:53

Plot on Channel 7025MHz 484RU66



Date: 14.OCT.2023 01:02:00



3.5 Contention Based Protocol

3.5.1 Limit of Contention Based Protocol

<FCC 14-30 CFR 15.407>

(d)(6) Indoor access points, subordinate devices and client devices operating in the 5.925-7.125 GHz band must employ a contention-based protocol.

Unlicensed low-power indoor devices must detect co-channel radio frequency power that is at least -62 dBm or lower. Upon detection of energy in the band, unlicensed low power indoor devices must vacate the channel and stay off the channel as long as detected radio frequency power is equal to or greater than the threshold (-62 dBm). The -62 dBm (or lower) threshold is referenced to a 0 dBi antenna gain. To ensure incumbent operations are reliably detected in the band, low power indoor devices must detect RF energy throughout their intended operating channel. For example, an 802.11 device that plans to transmit a 40 MHz- wide signal (on a primary 20 MHz channel and a secondary 20 MHz channel) must detect energy throughout the entire 40 MHz channel. Additionally, low-power indoor devices must detect co-channel energy with 90% or greater certainty.

Table 1. Criteria to determine number of times detection threshold test may be performed

If	Number of Tests	Placement of Incumbent Transmission
$BW_{EUT} \leq BW_{Inc}$	Once	Tune incumbent and EUT transmissions ($f_{c1} = f_{c2}$)
$BW_{Inc} < BW_{EUT} \leq 2BW_{Inc}$	Once	Incumbent transmission is contained within BW_{EUT}
$2BW_{Inc} < BW_{EUT} \leq 4BW_{Inc}$	Twice. Incumbent transmission is contained within BW_{EUT}	Incumbent transmission is located as closely as possible to the lower edge and upper edge, respectively, of the EUT channel
$BW_{EUT} > 4BW_{Inc}$	Three times	Incumbent transmission is located as closely as possible to the lower edge of the EUT channel, in the middle of EUT channel, and as closely as possible to the upper edge of the EUT channel

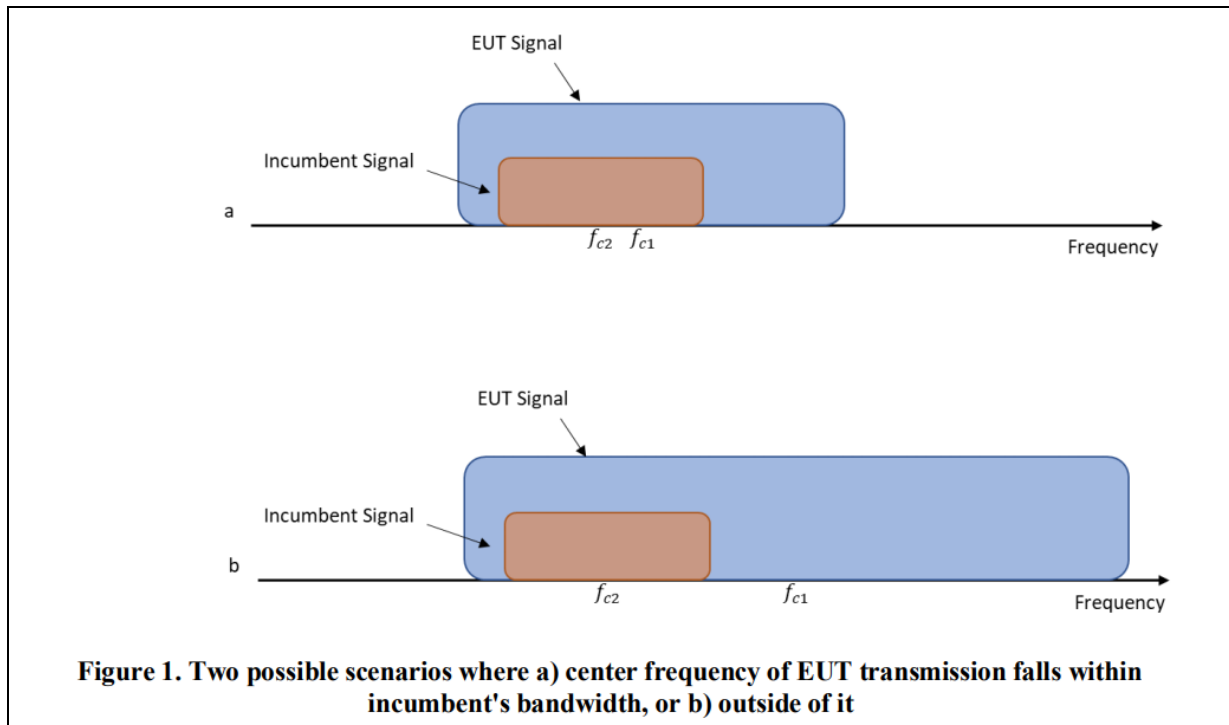
where:

BW_{EUT} : Transmission bandwidth of EUT signal

BW_{Inc} : Transmission bandwidth of the simulated incumbent signal (10 MHz wide AWGN signal)

f_{c1} : Center frequency of EUT transmission

f_{c2} : Center frequency of simulated incumbent signal



3.5.2 Measuring Instruments

See list of measuring equipment of this test report.

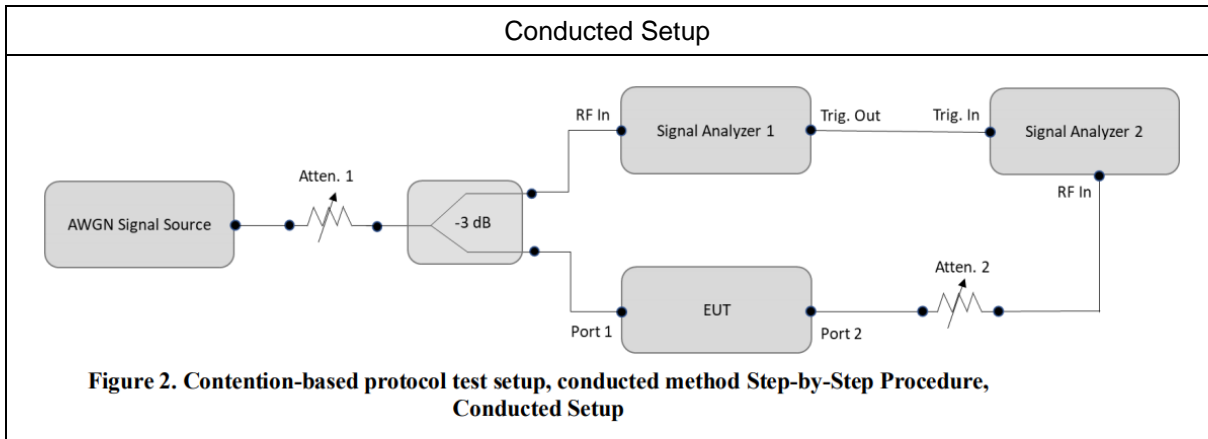
3.5.3 Test Procedures

1. To ensure EUT reliably detects an incumbent signal in both scenarios shown in Figure 1, the detection threshold test may be repeated more than once with the incumbent signal (having center frequency f_{c2}) tuned to different center frequencies within the UT transmission bandwidth. The criteria specified in Table 1 determines how many times the detection threshold test must be performed
2. Using an AWGN signal source, generate (but do not transmit, i.e., RF OFF) a 10 MHz-wide AWGN signal. Use Table 1 to determine the center frequency of the 10 MHz AWGN signal relative to the EUT's channel bandwidth and center frequency.
3. Monitor the signal analyzer to verify if the AWGN signal has been detected and the EUT has ceased transmission. If the EUT continues to transmit, then incrementally increase the AWGN signal power level until the EUT stops transmitting.
4. (Including all losses in the RF paths) Determine and record the AWGN signal power level (at the EUT's antenna port) at which the EUT ceased transmission. Repeat the procedure at least 10 times to verify the EUT can detect an AWGN signal with 90% (or better) level of certainty.
5. Refer to Table 1 to determine number of times the detection threshold testing needs to be repeated. If testing is required more than once, then go back to step 2, choose a different center

frequency for the AWGN signal and repeat the process.

6. EUT was driven in MIMO mode, the interferer signal was injected to both chains to monitor the performance, while the interferer level is determined according to the lowest antenna gain among both antennas.

3.5.4 Test Setup



3.5.5 Support Unit used in test configuration and system

Instrument	Brand Name	Model No.	Characteristics
WLAN AP	ASUS	GT-AXE11000	Dual Band AP
Notebook	Acer	N15C1	LAN



3.5.6 Test Summary of Contention Based Protocol Test

Remark: The EUT does not support channel puncturing mode.

Band	Channel Freq. (MHz)	Channel BW (MHz)	Incumbent freq. (MHz)	Injected AWGN Level (dBm)	Detection Rate (%)	Regulated Threshold level (dBm)	Adjusted Power (dBm)	Margin (dB)
UNII Band 5	6135	20	6135	-58.9	100	-62	-64.9	2.9
				Result: Stop Transmission				
				-59.9	<90	-62	-65.9	3.9
				Result: Minimal Operation				
				-60.9	0	-62	-66.9	4.9
				Result: Normal Operation				
	6145	80	6145	-62.9	100	-62	-68.9	6.9
				Result: Stop Transmission				
				-63.9	<90	-62	-69.9	7.9
				Result: Minimal Operation				
				-64.9	0	-62	-70.9	8.9
				Result: Normal Operation				
	6180	80	6180	-57.56	100	-62	-63.56	1.56
				Result: Stop Transmission				
				-58.56	<90	-62	-64.56	2.56
				Result: Minimal Operation				
				-59.56	0	-62	-65.56	3.56
				Result: Normal Operation				
6180	80	6180	-58.96	100	-62	-64.96	2.96	
			Result: Stop Transmission					
			-59.96	<90	-62	-65.96	3.96	
			Result: Minimal Operation					
6180	80	6180	-60.96	0	-62	-66.96	4.96	
			Result: Normal Operation					

Note 1: Adjusted Power = Injected AWGN Level - minimum antenna gain (Antenna 0, gain = 6.0dBi)

Note 2: Path Loss between antenna and RF connector is negligible. (0 dB)

Note 3: Margin = Regulated Threshold level - Adjusted Power



Band	Channel Freq. (MHz)	Channel BW (MHz)	Incumbent freq. (MHz)	Injected AWGN Level (dBm)	Detection Rate (%)	Regulated Threshold level (dBm)	Adjusted Power (dBm)	Margin (dB)
UNII Band 6	6455	20	6455	-58.43	100	-62	-64.43	2.43
				Result: Stop Transmission				
				-59.43	<90	-62	-65.43	3.43
				Result: Minimal Operation				
				-60.43	0	-62	-66.43	4.43
				Result: Normal Operation				
	6430	20	6430	-61.62	100	-62	-67.62	5.62
				Result: Stop Transmission				
				-62.62	<90	-62	-68.62	6.62
				Result: Minimal Operation				
				-63.62	0	-62	-69.62	7.62
				Result: Normal Operation				
	6465	80	6465	-57.04 (worst)	100	-62	-63.04	1.04
				Result: Stop Transmission				
				-58.04	<90	-62	-64.04	2.04
				Result: Minimal Operation				
				-59.04	0	-62	-65.04	3.04
				Result: Normal Operation				
	6500	80	6500	-57.93	100	-62	-63.93	1.93
				Result: Stop Transmission				
				-58.93	<90	-62	-64.93	2.93
				Result: Minimal Operation				
				-59.93	0	-62	-65.93	3.93
				Result: Normal Operation				

Note 1: Adjusted Power = Injected AWGN Level - minimum antenna gain (Antenna 0, gain = 6.0dBi)

Note 2: Path Loss between antenna and RF connector is negligible. (0 dB)

Note 3: Margin = Regulated Threshold level - Adjusted Power



Band	Channel Freq. (MHz)	Channel BW (MHz)	Incumbent freq. (MHz)	Injected AWGN Level (dBm)	Detection Rate (%)	Regulated Threshold level (dBm)	Adjusted Power (dBm)	Margin (dB)
UNII Band 7	6695	20	6695	-58.26	100	-62	-64.26	2.26
				Result: Stop Transmission				
				-59.26	<90	-62	-65.26	3.26
				Result: Minimal Operation				
				-60.26	0	-62	-66.26	4.26
				Result: Normal Operation				
	6695	20	6590	-63.14	100	-62	-69.14	7.14
				Result: Stop Transmission				
				-64.14	<90	-62	-70.14	8.14
				Result: Minimal Operation				
				-65.14	0	-62	-71.14	9.14
				Result: Normal Operation				
	6625	80	6625	-57.67	100	-62	-63.67	1.67
				Result: Stop Transmission				
				-58.67	<90	-62	-64.67	2.67
				Result: Minimal Operation				
				-59.67	0	-62	-65.67	3.67
				Result: Normal Operation				
	6660	80	6660	-58.46	100	-62	-64.46	2.46
				Result: Stop Transmission				
				-59.46	<90	-62	-65.46	3.46
				Result: Minimal Operation				
				-60.46	0	-62	-66.46	4.46
				Result: Normal Operation				

Note 1: Adjusted Power = Injected AWGN Level - minimum antenna gain (Antenna 0, gain = 6.0dBi)

Note 2: Path Loss between antenna and RF connector is negligible. (0 dB)

Note 3: Margin = Regulated Threshold level - Adjusted Power



Band	Channel Freq. (MHz)	Channel BW (MHz)	Incumbent freq. (MHz)	Injected AWGN Level (dBm)	Detection Rate (%)	Regulated Threshold level (dBm)	Adjusted Power (dBm)	Margin (dB)
UNII Band 8	7015	20	7015	-58.86	100	-62	-64.86	2.86
				Result: Stop Transmission				
				-59.86	<90	-62	-65.86	3.86
				Result: Minimal Operation				
				-60.86	0	-62	-66.86	4.86
				Result: Normal Operation				
	6910	20	6910	-63.11	100	-62	-69.11	7.11
				Result: Stop Transmission				
				-64.11	<90	-62	-70.11	8.11
				Result: Minimal Operation				
				-65.11	0	-62	-71.11	9.11
				Result: Normal Operation				
	6945	80	6945	-57.06	100	-62	-63.06	1.06
				Result: Stop Transmission				
				-58.06	<90	-62	-64.06	2.06
				Result: Minimal Operation				
				-59.06	0	-62	-65.06	3.06
				Result: Normal Operation				
	6980	80	6980	-57.41	100	-62	-63.41	1.41
				Result: Stop Transmission				
				-58.41	<90	-62	-64.41	2.41
				Result: Minimal Operation				
				-59.41	0	-62	-65.41	3.41
				Result: Normal Operation				

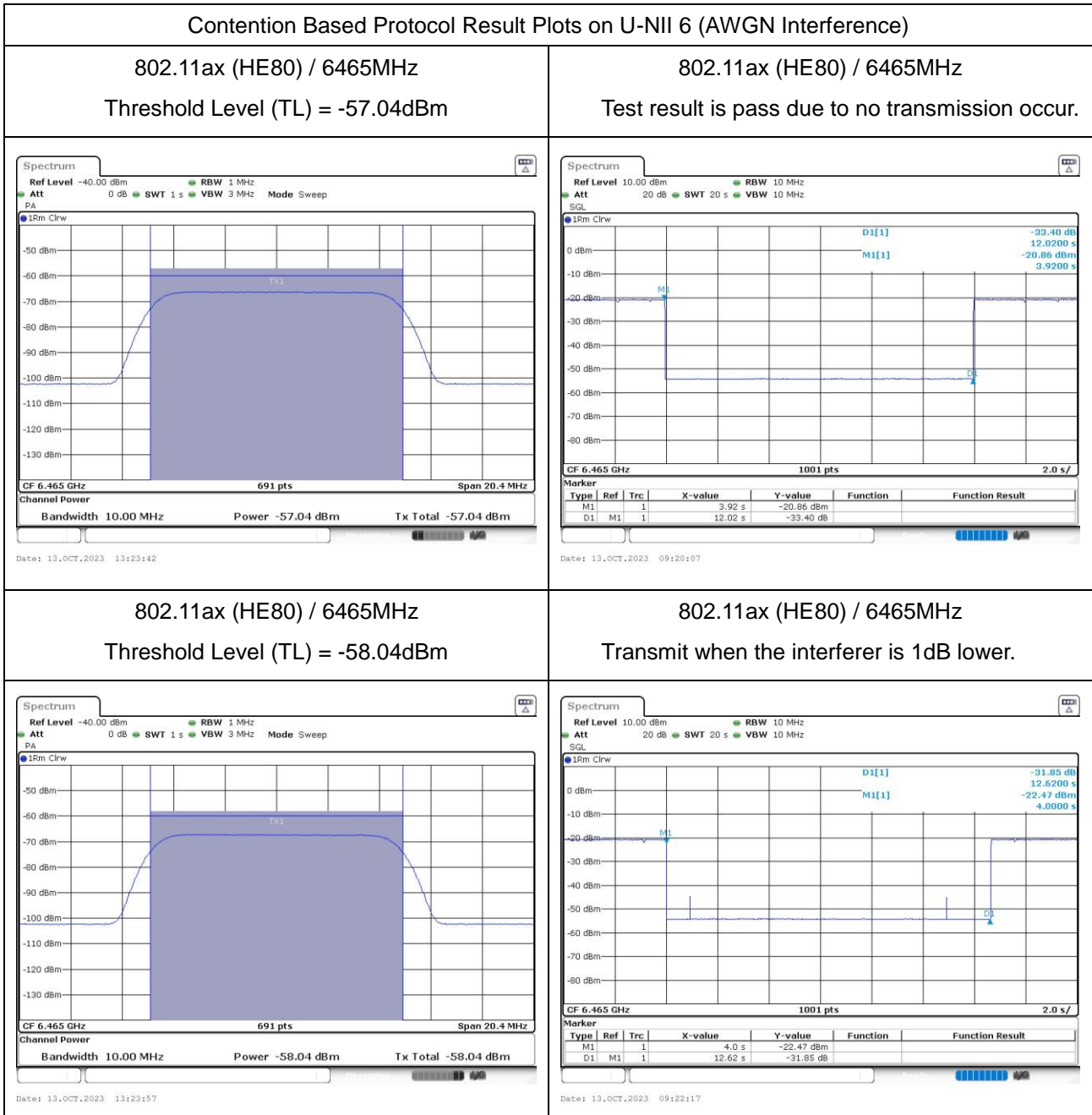
Note 1: Adjusted Power = Injected AWGN Level - minimum antenna gain (Antenna 0, gain = 6.0dBi)

Note 2: Path Loss between antenna and RF connector is negligible. (0 dB)

Note 3: Margin = Regulated Threshold level - Adjusted Power



3.5.7 Worst Case Plots of Contention Based Protocol



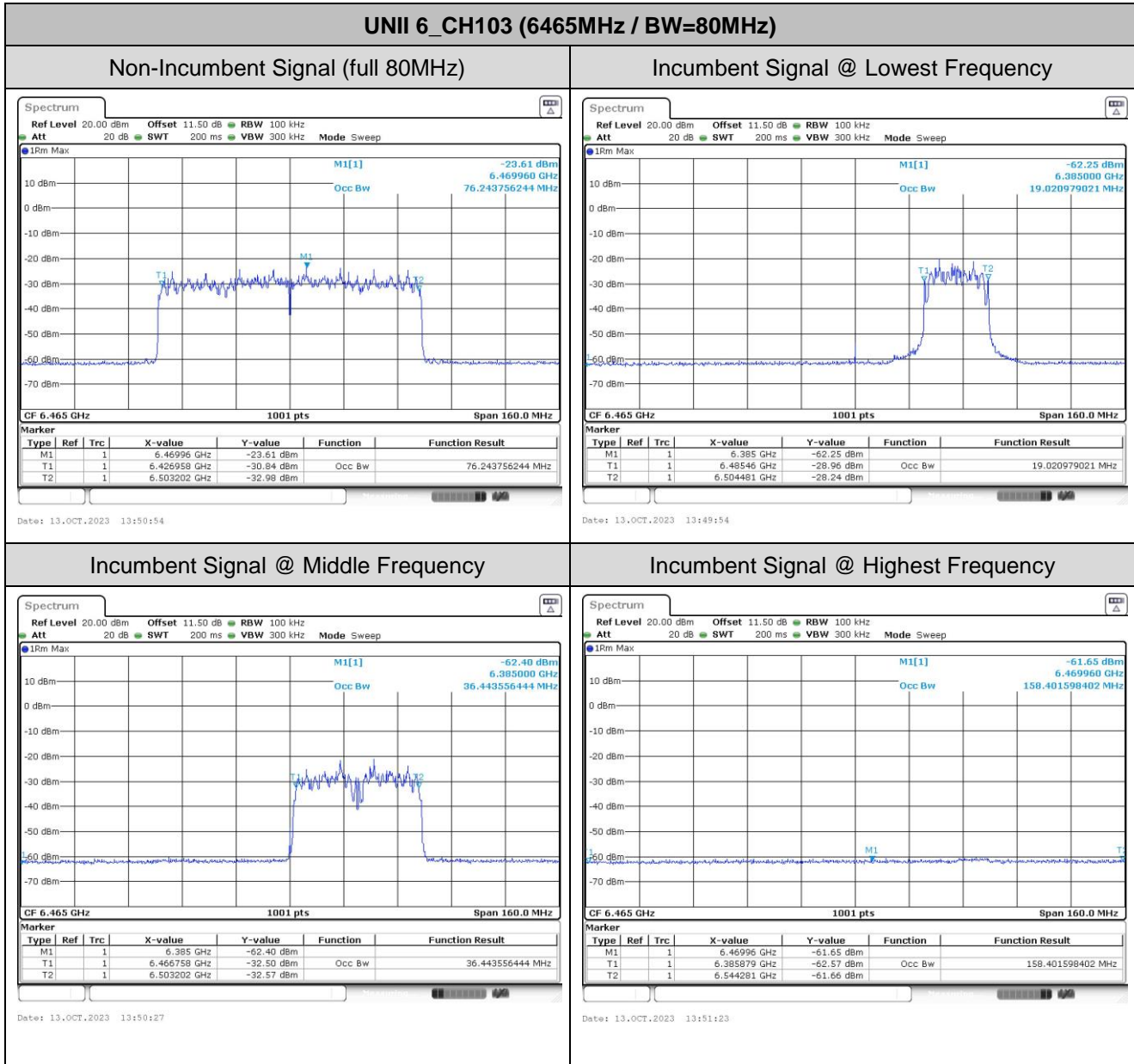
Remark: M1: Injection of AWGN signal, D1: Removal of AWGN signal



3.5.8 Worst Case of Contention Based Protocol Transmission Bandwidth

Verify transmission absence when Incumbent signal at different frequency (frequency domain plots).

1. When Incumbent Signal inject at lowest frequency, the transmission bandwidth reduced to 20MHz;
2. When Incumbent Signal inject at middle frequency, the transmission bandwidth reduced to 40MHz;
3. When Incumbent Signal inject at highest frequency, the whole 80MHz bandwidth stop transmission;





3.6 Unwanted Emissions Measurement

This section is to measure unwanted emissions through radiated measurement for band edge spurious emissions and out of band emissions measurement.

3.6.1 Limit of Unwanted Emissions

- (1) For transmitters operating within the 5.925-7.125 GHz band: Any emissions outside of the 5.925-7.125 GHz band must not exceed an e.i.r.p. of -27 dBm/MHz.

EIRP (dBm)	Field Strength at 3m (dBμV/m)
- 27 (RMS)	68.2
- 7 (Peak)	88.2

Unwanted emissions outside of restricted bands are measured with a RMS detector.

In addition, 15.35(b) applies where the peak emissions must be limited to no more than 20 dB above the average limit

- (2) Unwanted spurious emissions fallen in restricted bands shall comply with the general field strength limits as below table:

Frequency (MHz)	Field Strength (microvolts/meter)	Measurement Distance (meters)
0.009 – 0.490	2400/F(kHz)	300
0.490 – 1.705	24000/F(kHz)	30
1.705 – 30.0	30	30
30 – 88	100	3
88 – 216	150	3
216 - 960	200	3
Above 960	500	3

Note: The following formula is used to convert the EIRP to field strength.

$$E = \frac{1000000 \sqrt{30P}}{3} \mu V/m, \text{ where } P \text{ is the eirp (Watts)}$$

3.6.2 Measuring Instruments

See list of measuring equipment of this test report.



3.6.3 Test Procedures

1. The testing follows FCC KDB 789033 D02 General UNII Test Procedures New Rules v02r01. Section G) Unwanted emissions measurement.

(1) Procedure for Unwanted Emissions Measurements Below 1000MHz

- RBW = 120 kHz
- VBW = 300 kHz
- Detector = Peak
- Trace mode = max hold

(2) Procedure for Peak Unwanted Emissions Measurements Above 1000 MHz

- RBW = 1 MHz
- VBW \geq 3 MHz
- Detector = Peak
- Sweep time = auto
- Trace mode = max hold

(3) Procedures for Average Unwanted Emissions Measurements Above 1000MHz

- RBW = 1 MHz
- VBW = 10 Hz, when duty cycle is no less than 98 percent.
- VBW \geq 1/T, when duty cycle is less than 98 percent where T is the minimum transmission duration over which the transmitter is on and is transmitting at its maximum power control level for the tested mode of operation.

(4) Procedures for Unwanted Emissions Measurements Above 1000MHz for ch233(7115MHz) band-edge measurements (Integration Method)

For maximum emissions measurements, follow the procedures described in II.G.5., except for the following changes:

- RBW = 100 kHz
- VBW = 300 kHz
- Perform a band-power integration across the 1 MHz bandwidth in which the band-edge emission level is to be measured
- Detector = Peak
- Trace mode = max hold

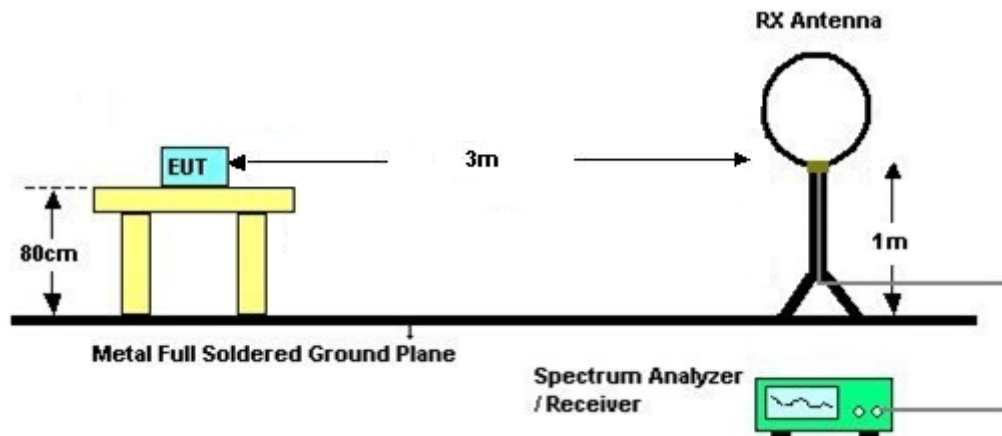
For average emissions measurements, follow the procedures described in II.G.6., except for the following changes:

- RBW = 100 kHz
- VBW = 300 kHz
- Perform a band-power integration across the 1 MHz bandwidth in which the band-edge emission level is to be measured
- Detector = power averaging (rms)

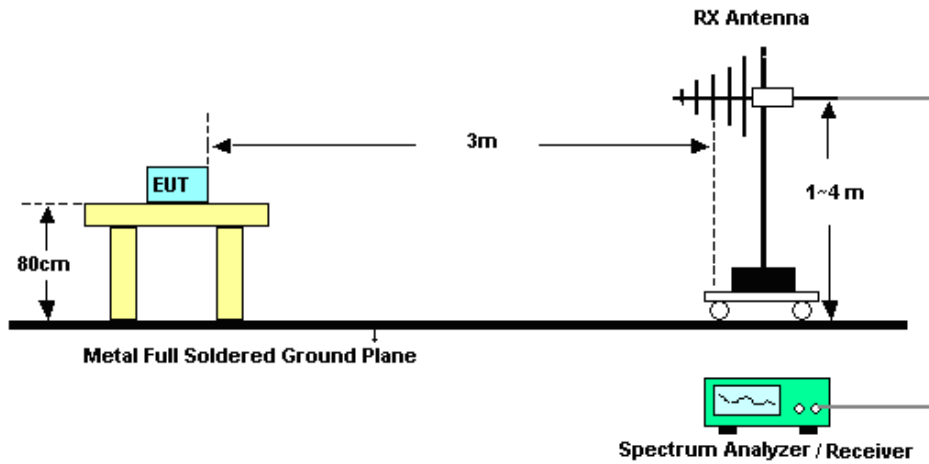
- Trace average of 500 traces
 - when duty cycle is less than 98 percent, then the correction factor is $[10 \log (1 / D)]$, where D is the duty cycle
2. The EUT was placed on a turntable with 0.8 meter for frequency below 1GHz and 1.5 meter for frequency above 1GHz respectively above ground.
 3. The EUT was set 3 meters from the interference receiving antenna which was mounted on the top of a variable height antenna tower.
 4. The antenna is a broadband antenna and its height is adjusted between one meter and four meters above ground to find the maximum value of the field strength for both horizontal polarization and vertical polarization of the antenna.
 5. For each suspected emission, the EUT was arranged to its worst case and then adjust the antenna tower (from 1 m to 4 m) and turntable (from 0 degree to 360 degrees) to find the maximum reading.
 6. For testing below 1GHz, if the emission level of the EUT in peak mode was 3 dB lower than the limit specified, then peak values of EUT will be reported, otherwise, the emissions will be repeated one by one using the CISPR quasi-peak method and reported.
 7. For testing above 1GHz, the emission level of the EUT in peak mode was 20dB lower than average limit (that means the emission level in average mode also complies with the limit in average mode), then peak values of EUT will be reported, otherwise, the emissions will be measured in average mode again and reported.

3.6.4 Test Setup

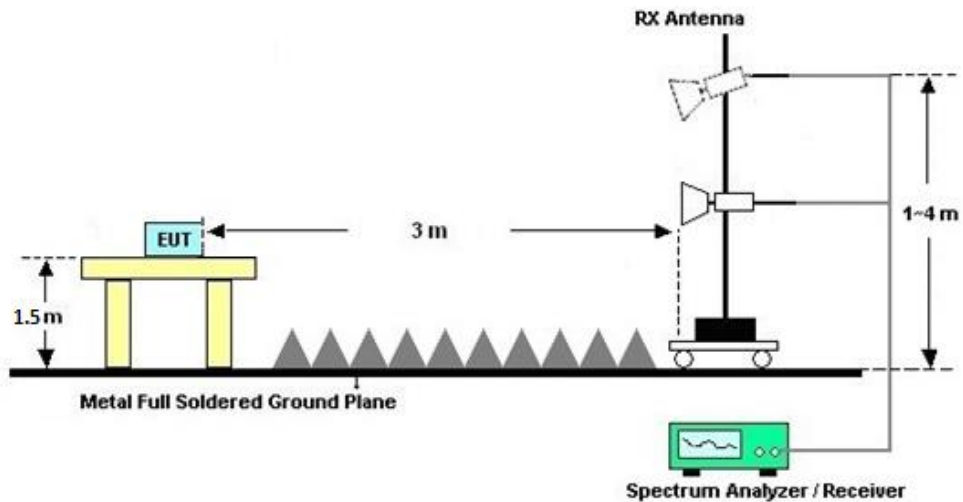
For radiated emissions below 30MHz



For radiated emissions from 30MHz to 1GHz



For radiated emissions above 1GHz



3.6.5 Test Results of Radiated Spurious Emissions (9 kHz ~ 30 MHz)

The low frequency, which started from 9 kHz to 30MHz, was pre-scanned and the result which was 20dB lower than the limit line was not reported.

There is adequate comparison measurement of both open-field test site and alternative test site - semi-Anechoic chamber according to 414788 D01 Radiated Test Site v01r01, and the result came out very similar.



3.6.6 Test Result of Radiated Spurious at Band Edges

Please refer to Appendix C

3.6.7 Duty Cycle

Please refer to Appendix D.

3.6.8 Test Result of Radiated Spurious Emissions (30MHz ~ 10th Harmonic)

Please refer to Appendix C.



3.7 AC Conducted Emission Measurement

3.7.1 Limit of AC Conducted Emission

For equipment that is designed to be connected to the public utility (AC) power line, the radio frequency voltage that is conducted back onto the AC power line on any frequency or frequencies within the band 150 kHz to 30 MHz shall not exceed the limits in the following table.

Frequency of emission (MHz)	Conducted limit (dBµV)	
	Quasi-peak	Average
0.15-0.5	66 to 56*	56 to 46*
0.5-5	56	46
5-30	60	50

*Decreases with the logarithm of the frequency.

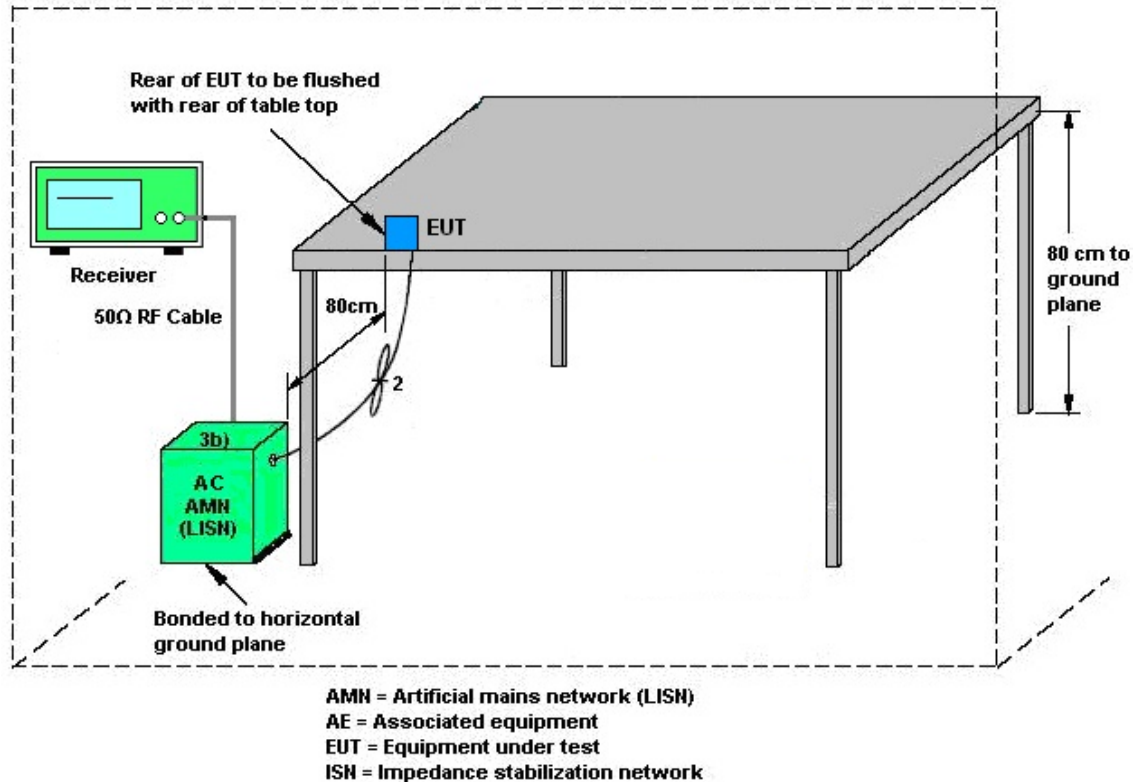
3.7.2 Measuring Instruments

See list of measuring equipment of this test report.

3.7.3 Test Procedures

1. The EUT was placed 0.4 meter from the conducting wall of the shielding room was kept at least 80 centimeters from any other grounded conducting surface.
2. Connect EUT to the power mains through a line impedance stabilization network (LISN).
3. All the support units are connecting to the other LISN.
4. The LISN provides 50 ohm coupling impedance for the measuring instrument.
5. The FCC states that a 50 ohm, 50 microhenry LISN should be used.
6. Both sides of AC line were checked for maximum conducted interference.
7. The frequency range from 150 kHz to 30 MHz was searched.
8. Set the test-receiver system to Peak Detect Function and specified bandwidth with Maximum Hold Mode.

3.7.4 Test Setup



3.7.5 Test Result of AC Conducted Emission

Please refer to Appendix B.



3.8 Antenna Requirements

3.8.1 Standard Applicable

§15.203: An intentional radiator shall be designed to ensure that no antenna other than that furnished by the responsible party shall be used with the device. The use of a permanently attached antenna or of an antenna that uses a unique coupling to the intentional radiator shall be considered sufficient to comply with the provisions of this section.

3.8.2 Antenna Anti-Replacement Construction

An embedded-in antenna design is used. The EUT complies with the requirement of 15.203.

3.8.3 Antenna Gain

<CDD Modes >

FCC KDB 662911 D01 Multiple Transmitter Output v02r01

For CDD transmissions, directional gain is calculated as

For power, the directional gain G_{ANT} is set equal to the antenna having the highest gain, i.e.,

Directional gain = G_{ANT MAX}(Ant.1 Gain, Ant.2 Gain,...) + Array Gain, as following table for Power, where Array Gain = 0 dB (i.e., no array gain) for N_{ANT} ≤ 4;

For PSD, the directional gain calculation is following,

Directional gain = 10 log[(10^{G₁/20} + 10^{G₂/20} + ... + 10^{G_n/20})² / N_{ANT}] dBi, as following table for PSD.

N_{ANT} = number of transmit antennas

N_{SS} = number of spatial streams. (The worst case directional gain will occur when NSS = 1)

For completely uncorrelated transmissions, directional gain is calculated as,

Directional gain = G_{ANT MAX}(Ant.1 Gain, Ant.2 Gain,...), as following table

	Ant. 0 (dBi)	Ant. 1 (dBi)	DG for Power (dBi)	DG for PSD (dBi)
UNII-5	6.20	6.00	6.20	9.11
UNII-6	6.00	6.10	6.10	9.06
UNII-7	6.30	6.00	6.30	9.16
UNII-8	6.00	6.20	6.20	9.11

Calculation example (UNII-5):

DG for Power = G_{ANT MAX}(Ant.1 Gain, Ant.2 Gain,...) + Array Gain = 6.2dBi.(N_{ANT} ≤ 4)

DG for PSD = 10*Log[(10^{G₀/20} + 10^{G₁/20} + ... + 10^{G_n/20})² / N_{ANT}]
= 10*Log[(10^(6.2/20)+10^(6/20))²/2] = 9.11dBi



4 List of Measuring Equipment

Instrument	Brand Name	Model No.	Serial No.	Characteristics	Calibration Date	Test Date	Due Date	Remark
Spectrum Analyzer	R&S	FSV40	101078	10Hz~40GHz	Apr. 06, 2023	Oct. 10, 2023~ Dec. 13, 2023	Apr. 05, 2024	Conducted (TH01-SZ)
Pulse Power Sensor	Anritsu	MA2411B	1339473	30MHz~40GHz	Dec. 27, 2022	Oct. 10, 2023~ Dec. 13, 2023	Dec. 26, 2023	Conducted (TH01-SZ)
Power Meter	Anritsu	ML2495A	1542004	50MHz Bandwidth	Dec. 27, 2022	Oct. 10, 2023~ Dec. 13, 2023	Dec. 26, 2023	Conducted (TH01-SZ)
Attenuator	MICROWAV	EMVE2214-10	2	30MHz-26.5GHz	Feb. 22, 2023	Oct. 10, 2023~ Dec. 13, 2023	Feb. 22, 2024	Conducted (TH01-SZ)
EMI Test Receiver&SA	KEYSIGHT	N9038A	MY54450083	20Hz~8.4GHz	Apr. 04, 2023	Oct. 07, 2023~ Oct. 25, 2023	Apr. 03, 2024	Radiation (03CH03-SZ)
EXA Spectrum Analyzer	KEYSIGHT	N9010A	MY55150246	10Hz~44GHz;	Apr. 04, 2023	Oct. 07, 2023~ Oct. 25, 2023	Apr. 03, 2024	Radiation (03CH03-SZ)
Loop Antenna	R&S	HFH2-Z2	100354	9kHz~30MHz	Jul. 28, 2022	Oct. 07, 2023~ Oct. 25, 2023	Jul. 27, 2024	Radiation (03CH03-SZ)
Bilog Antenna	TeseQ	CBL6112D	35408	30MHz-2GHz	Aug. 20, 2023	Oct. 07, 2023~ Oct. 25, 2023	Aug. 19, 2025	Radiation (03CH03-SZ)
Double Ridge Horn Antenna	SCHWARZBECK	BBHA9120D	9120D-1355	1GHz~18GHz	Apr. 08, 2023	Oct. 07, 2023~ Oct. 25, 2023	Apr. 07, 2024	Radiation (03CH03-SZ)
HF Amplifier	MITEQ	TTA1840-35-HG	1871923	18GHz~40GHz	Jul. 07, 2023	Oct. 07, 2023~ Oct. 25, 2023	Jul. 06, 2024	Radiation (03CH03-SZ)
SHF-EHF Horn	com-power	AH-840	101071	18GHz-40GHz	Apr. 08, 2023	Oct. 07, 2023~ Oct. 25, 2023	Apr. 07, 2024	Radiation (03CH03-SZ)
Amplifier	Burgeon	BPA-530	102211	0.01Hz~3000MHz	Oct. 19, 2022	Oct. 07, 2023~ Oct. 25, 2023	Oct. 18, 2023	Radiation (03CH03-SZ)
Amplifier	Burgeon	BPA-530	102211	0.01Hz~3000MHz	Oct. 18, 2023		Oct. 17, 2024	Radiation (03CH03-SZ)
HF Amplifier	MITEQ	AMF-7D-00101800-30-10P-R	1943528	1GHz~18GHz	Oct. 19, 2022	Oct. 07, 2023~ Oct. 25, 2023	Oct. 18, 2023	Radiation (03CH03-SZ)
HF Amplifier	MITEQ	AMF-7D-00101800-30-10P-R	1943528	1GHz~18GHz	Oct. 18, 2023		Oct. 17, 2024	Radiation (03CH03-SZ)
Amplifier	Agilent Technologies	83017A	MY39501302	500MHz~26.5GHz	Dec. 26, 2022	Oct. 07, 2023~ Oct. 25, 2023	Dec. 25, 2023	Radiation (03CH03-SZ)
AC Power Source	Chroma	61601	616010002729	1 N/A	Nov. 10, 2022	Oct. 07, 2023~ Oct. 25, 2023	Nov. 09, 2023	Radiation (03CH03-SZ)
Turn Table	EM	EM1000	N/A	0~360 degree	NCR	Oct. 07, 2023~ Oct. 25, 2023	NCR	Radiation (03CH03-SZ)
Antenna Mast	EM	EM1000	N/A	1 m~4 m	NCR	Oct. 07, 2023~ Oct. 25, 2023	NCR	Radiation (03CH03-SZ)
EMI Receiver	R&S	ESR7	102297	9kHz~7GHz;	Jul. 07, 2023	Oct. 31, 2023	Jul. 06, 2024	Conduction (CO02-SZ)
AC LISN	R&S	ENV216	101499	9kHz~30MHz	Jul. 07, 2023	Oct. 31, 2023	Jul. 06, 2024	Conduction (CO02-SZ)
AC Power Source	CHROMA	61601	616010002470	100Vac~250Vac	Nov. 10, 2022	Oct. 31, 2023	Nov. 09, 2023	Conduction (CO02-SZ)
Signal Analyzer	R&S	FSV7	101473	10Hz~7GHz	Dec. 27, 2022	Oct. 13, 2023	Dec. 26, 2023	Conducted (DFS01-SZ)
MXG-B RF Vector Signal Generator	Keysight	N5182B	MY56200424	9kHz~6GHz	Apr. 04, 2023	Oct. 13, 2023	Apr. 03, 2024	Conducted (DFS01-SZ)
Combiner	TOJOIN	PS-2AM-0460	SZE14011007	0.4~6GHz	Sep. 05, 2023	Oct. 13, 2023	Sep. 04, 2024	Conducted (DFS01-SZ)

NCR: No Calibration Required



5 Measurement Uncertainty

Uncertainty of Conducted Measurement

Test Item	Uncertainty
Conducted Spurious Emission & Bandedge	±1.34 dB
Occupied Channel Bandwidth	±0.1 %
Conducted Power	±1.34 dB
Conducted Power Spectral Density	±1.32 dB
Frequency	±1.3 Hz
Conducted Generated signal Levels	±0.62 dB
Conducted Time	0.38%

Uncertainty of AC Conducted Emission Measurement (0.15 MHz ~ 30 MHz)

Measuring Uncertainty for a Level of Confidence of 95% (U = 2Uc(y))	2.7dB
---	-------

Uncertainty of Radiated Emission Measurement (30 MHz ~ 1000 MHz)

Measuring Uncertainty for a Level of Confidence of 95% (U = 2Uc(y))	5.0dB
---	-------

Uncertainty of Radiated Emission Measurement (1 GHz ~ 18 GHz)

Measuring Uncertainty for a Level of Confidence of 95% (U = 2Uc(y))	4.9dB
---	-------

Uncertainty of Radiated Emission Measurement (18 GHz ~ 40 GHz)

Measuring Uncertainty for a Level of Confidence of 95% (U = 2Uc(y))	5.0dB
---	-------

----- THE END -----



Appendix A. Conducted Test Results

Test Engineer:	Ma Jie	Temperature:	24~26°C
Test Date:	2023/10/10~2023/12/13	Relative Humidity:	50~53%

A1. Conducted test results for 802.11a SISO mode:

Report Number : FR353104-011

TEST RESULTS DATA
EIRP Power Table

UNII-5 single antenna										
Mod.	Data Rate	NTX	Freq. (MHz)	Duty Factor (dB)	Conducted Power with duty factor (dBm)	DG (dBi)	EIRP Power (dBm)	EIRP Power Limit (dBm)	Pass /Fail	Power Setting
				Ant 0	Ant 0	Ant 0	Ant 0			
11a	6Mbps	1	5955	0.40	4.68	6.20	10.88	24.00	Pass	3.5
11a	6Mbps	1	6195	0.40	4.54	6.20	10.74	24.00	Pass	3.5
11a	6Mbps	1	6415	0.40	4.63	6.20	10.83	24.00	Pass	4

TEST RESULTS DATA
EIRP Power Spectral Density

UNII-5 single antenna									
Mod.	Data Rate	NTX	Freq. (MHz)	Duty Factor (dB)	Conducted Power Density (dBm/MHz)	DG (dBi)	EIRP Power Density (dBm/MHz)	EIRP Power Density Limit (dBm)	Pass /Fail
				Ant 0	Ant 0	Ant 0	Ant 0		
11a	6Mbps	1	5955	0.40	-7.25	6.20	-1.05	-1.00	Pass
11a	6Mbps	1	6195	0.40	-7.38	6.20	-1.18	-1.00	Pass
11a	6Mbps	1	6415	0.40	-7.47	6.20	-1.27	-1.00	Pass

TEST RESULTS DATA
26dB and 99% OBW

UNII-5 single antenna							
Mod.	Data Rate	N _{TX}	Freq. (MHz)	99% Bandwidth (MHz)	26 dB Bandwidth (MHz)	26 dB Bandwidth (MHz) Limit	26 dB Bandwidth Verdict
				Ant 0	Ant 0		
11a	6Mbps	1	5955	17.53	25.92	320	PASS
11a	6Mbps	1	6195	17.43	27.24	320	PASS
11a	6Mbps	1	6415	17.58	27.12	320	PASS

TEST RESULTS DATA
EIRP Power Table

UNII-6 single antenna										
Mod.	Data Rate	NTX	Freq. (MHz)	Duty Factor (dB)	Conducted Power with duty factor (dBm)	DG (dBi)	EIRP Power (dBm)	EIRP Power Limit (dBm)	Pass /Fail	Power Setting
				Ant 0	Ant 0	Ant 0	Ant 0			
11a	6Mbps	1	6435	0.40	4.88	6.00	10.88	24.00	Pass	Ant 0
11a	6Mbps	1	6475	0.40	4.74	6.00	10.74	24.00	Pass	4.5
11a	6Mbps	1	6515	0.40	4.91	6.00	10.91	24.00	Pass	4.5

TEST RESULTS DATA
EIRP Power Spectral Density

UNII-6 single antenna									
Mod.	Data Rate	NTX	Freq. (MHz)	Duty Factor (dB)	Conducted Power Density (dBm/MHz)	DG (dBi)	EIRP Power Density (dBm/MHz)	EIRP Power Density Limit (dBm)	Pass /Fail
				Ant 0	Ant 0	Ant 0	Ant 0		
11a	6Mbps	1	6435	0.40	-7.26	6.00	-1.26	-1.00	Pass
11a	6Mbps	1	6475	0.40	-7.44	6.00	-1.44	-1.00	Pass
11a	6Mbps	1	6515	0.40	-7.34	6.00	-1.34	-1.00	Pass

TEST RESULTS DATA
26dB and 99% OBW

UNII-6 single antenna							
Mod.	Data Rate	N _{TX}	Freq. (MHz)	99% Bandwidth (MHz)	26 dB Bandwidth (MHz)	26 dB Bandwidth (MHz) Limit	26 dB Bandwidth Verdict
				Ant 0	Ant 0		
11a	6Mbps	1	6435	17.53	27.00	320	PASS
11a	6Mbps	1	6475	17.63	26.58	320	PASS
11a	6Mbps	1	6515	17.53	26.94	320	PASS

TEST RESULTS DATA
EIRP Power Table

UNII-7 single antenna									
Mod.	Data Rate	NTX	Freq. (MHz)	Duty Factor (dB)	Conducted Power with duty factor (dBm)	DG (dBi)	EIRP Power (dBm)	EIRP Power Limit (dBm)	Pass /Fail
				Ant 0	Ant 0	Ant 0	Ant 0		
11a	6Mbps	1	6535	0.40	4.64	6.30	10.94	24.00	Pass
11a	6Mbps	1	6695	0.40	4.82	6.30	11.12	24.00	Pass
11a	6Mbps	1	6855	0.40	4.86	6.30	11.16	24.00	Pass

Power Setting
Ant 0
4
4.5
4.5

TEST RESULTS DATA
EIRP Power Spectral Density

UNII-7 single antenna									
Mod.	Data Rate	NTX	Freq. (MHz)	Duty Factor (dB)	Conducted Power Density (dBm/MHz)	DG (dBi)	EIRP Power Density (dBm/MHz)	EIRP Power Density Limit (dBm)	Pass /Fail
				Ant 0	Ant 0	Ant 0	Ant 0		
11a	6Mbps	1	6535	0.40	-7.66	6.30	-1.36	-1.00	Pass
11a	6Mbps	1	6695	0.40	-7.40	6.30	-1.10	-1.00	Pass
11a	6Mbps	1	6855	0.40	-7.44	6.30	-1.14	-1.00	Pass

TEST RESULTS DATA
26dB and 99% OBW

UNII-7 single antenna							
Mod.	Data Rate	N _{TX}	Freq. (MHz)	99% Bandwidth (MHz)	26 dB Bandwidth (MHz)	26 dB Bandwidth (MHz) Limit	26 dB Bandwidth Verdict
				Ant 0	Ant 0		
11a	6Mbps	1	6535	17.63	27.12	320	PASS
11a	6Mbps	1	6695	17.53	27.96	320	PASS
11a	6Mbps	1	6855	17.48	27.54	320	PASS

TEST RESULTS DATA
EIRP Power Table

UNII-8 single antenna										
Mod.	Data Rate	NTX	Freq. (MHz)	Duty Factor (dB)	Conducted Power with duty factor (dBm)	DG (dBi)	EIRP Power (dBm)	EIRP Power Limit (dBm)	Pass /Fail	Power Setting
				Ant 0	Ant 0	Ant 0	Ant 0			
11a	6Mbps	1	6875	0.40	4.95	6.30	11.25	24.00	Pass	4.5
11a	6Mbps	1	6895	0.40	5.20	6.00	11.20	24.00	Pass	4.5
11a	6Mbps	1	6995	0.40	5.30	6.00	11.30	24.00	Pass	5
11a	6Mbps	1	7095	0.40	4.52	6.00	10.52	24.00	Pass	4
11a	6Mbps	1	7115	0.40	4.45	6.00	10.45	24.00	Pass	4

TEST RESULTS DATA
EIRP Power Spectral Density

UNII-8 single antenna									
Mod.	Data Rate	NTX	Freq. (MHz)	Duty Factor (dB)	Conducted Power Density (dBm/MHz)	DG (dBi)	EIRP Power Density (dBm/MHz)	EIRP Power Density Limit (dBm)	Pass /Fail
				Ant 0	Ant 0	Ant 0	Ant 0		
11a	6Mbps	1	6875	0.40	-7.50	6.30	-1.20	-1.00	Pass
11a	6Mbps	1	6895	0.40	-7.23	6.00	-1.23	-1.00	Pass
11a	6Mbps	1	6995	0.40	-7.21	6.00	-1.21	-1.00	Pass
11a	6Mbps	1	7095	0.40	-7.10	6.00	-1.10	-1.00	Pass
11a	6Mbps	1	7115	0.40	-7.28	6.00	-1.28	-1.00	Pass

TEST RESULTS DATA
26dB EBW and 99% OBW

UNII-8 single antenna							
Mod.	Data Rate	NTX	Freq. (MHz)	99% Bandwidth (MHz)	26 dB Bandwidth (MHz)	26 dB Bandwidth (MHz) Limit	26 dB Bandwidth Verdict
				Ant 0	Ant 0		
11a	6Mbps	1	6875	17.43	25.98	320	PASS
11a	6Mbps	1	6895	17.33	26.46	320	PASS
11a	6Mbps	1	6995	17.38	26.70	320	PASS
11a	6Mbps	1	7095	17.33	27.36	320	PASS
11a	6Mbps	1	7115	17.38	26.28	320	PASS

A2. Conducted test results for 802.11a/ax MIMO mode:

Report Number : FR353104-011

TEST RESULTS DATA
26dB and 99% OBW

UNII-5 MIMO									
Mod.	Data Rate	NTx	Freq. (MHz)	99% Bandwidth (MHz)		26 dB Bandwidth (MHz)		26 dB Bandwidth (MHz) Limit	26 dB Bandwidth Verdict
				Ant 0	Ant 1	Ant 0	Ant 1		
11a	6Mbps	2	5955	17.53	17.18	27.48	25.38	320	PASS
11a	6Mbps	2	6195	17.58	17.13	26.58	25.38	320	PASS
11a	6Mbps	2	6415	17.78	17.13	27.54	25.50	320	PASS

TEST RESULTS DATA
EIRP Power Table

UNII-5 MIMO															
Mod.	Data Rate	NTX	Freq. (MHz)	Duty Factor (dB)		Conducted Power with duty factor (dBm)			DG (dBi)		EIRP Power (dBm)	EIRP Power Limit (dBm)	Pass /Fail	Power Setting	
				Ant 0	Ant 1	Ant 0	Ant 1	SUM	Ant 0	Ant 1				SUM	Ant 0
11a	6Mbps	2	5955	0.40	0.40	-2.23	-2.97	0.43	6.20	6.20	6.63	24.00	Pass	-3	
11a	6Mbps	2	6195	0.40	0.40	-2.73	-2.88	0.21	6.20	6.20	6.41	24.00	Pass	-2.5	
11a	6Mbps	2	6415	0.40	0.40	-2.65	-2.43	0.47	6.20	6.20	6.67	24.00	Pass	-2	

TEST RESULTS DATA
EIRP Power Spectral Density

UNII-5 MIMO													
Mod.	Data Rate	NTX	Freq. (MHz)	Duty Factor (dB)		Conducted Power Density with Duty Factor (dBm/MHz)			DG (dBi)		EIRP Power Density (dBm/MHz)	EIRP Power Density Limit (dBm)	Pass /Fail
				Ant 0	Ant 1	Ant 0	Ant 1	SUM	Ant 0	Ant 1	SUM		
11a	6Mbps	2	5955	0.40	0.40			-10.25		9.11	-1.14	-1.00	Pass
11a	6Mbps	2	6195	0.40	0.40			-10.36		9.11	-1.25	-1.00	Pass
11a	6Mbps	2	6415	0.40	0.40			-10.24		9.11	-1.13	-1.00	Pass

TEST RESULTS DATA
26dB and 99% OBW

UNII-6 MIMO									
Mod.	Data Rate	NTX	Freq. (MHz)	99% Bandwidth (MHz)		26 dB Bandwidth (MHz)		26 dB Bandwidth (MHz) Limit	26 dB Bandwidth Verdict
				Ant 0	Ant 1	Ant 0	Ant 1		
11a	6Mbps	2	6435	17.73	17.13	27.84	25.14	320	PASS
11a	6Mbps	2	6475	17.88	17.18	27.30	26.46	320	PASS
11a	6Mbps	2	6515	17.78	17.23	27.18	25.98	320	PASS

TEST RESULTS DATA
EIRP Power Table

UNII-6 MIMO															
Mod.	Data Rate	NTX	Freq. (MHz)	Duty Factor (dB)		Conducted Power with duty factor (dBm)			DG (dBi)		EIRP Power (dBm)	EIRP Power Limit (dBm)	Pass /Fail	Power Setting	
				Ant 0	Ant 1	Ant 0	Ant 1	SUM	Ant 0	Ant 1				SUM	Ant 0
11a	6Mbps	2	6435	0.40	0.40	-2.90	-2.26	0.44	6.10	6.10	6.54	24.00	Pass	-2	
11a	6Mbps	2	6475	0.40	0.40	-2.44	-2.20	0.69	6.10	6.10	6.79	24.00	Pass	-2	
11a	6Mbps	2	6515	0.40	0.40	-3.01	-2.64	0.19	6.10	6.10	6.29	24.00	Pass	-2.5	

TEST RESULTS DATA
EIRP Power Spectral Density

UNII-6 MIMO													
Mod.	Data Rate	NTX	Freq. (MHz)	Duty Factor (dB)		Conducted Power Density with Duty Factor (dBm/MHz)			DG (dBi)		EIRP Power Density (dBm/MHz)	EIRP Power Density Limit (dBm)	Pass /Fail
				Ant 0	Ant 1	Ant 0	Ant 1	SUM	Ant 0	Ant 1	SUM		
11a	6Mbps	2	6435	0.40	0.40			-10.43		9.06	-1.37	-1.00	Pass
11a	6Mbps	2	6475	0.40	0.40			-10.13		9.06	-1.07	-1.00	Pass
11a	6Mbps	2	6515	0.40	0.40			-10.54		9.06	-1.48	-1.00	Pass

TEST RESULTS DATA
26dB and 99% OBW

UNII-7 MIMO									
Mod.	Data Rate	NTX	Freq. (MHz)	99% Bandwidth (MHz)		26 dB Bandwidth (MHz)		26 dB Bandwidth (MHz) Limit	26 dB Bandwidth Verdict
				Ant 0	Ant 1	Ant 0	Ant 1		
11a	6Mbps	2	6535	17.83	17.18	27.60	25.80	320	PASS
11a	6Mbps	2	6695	17.83	17.18	27.60	26.58	320	PASS
11a	6Mbps	2	6855	17.68	17.18	27.12	25.68	320	PASS

TEST RESULTS DATA
EIRP Power Table

UNII-7 MIMO															
Mod.	Data Rate	NTX	Freq. (MHz)	Duty Factor (dB)		Conducted Power with duty factor (dBm)			DG (dBi)		EIRP Power (dBm)	EIRP Power Limit (dBm)	Pass /Fail	Power Setting	
				Ant 0	Ant 1	Ant 0	Ant 1	SUM	Ant 0	Ant 1				SUM	Ant 0
11a	6Mbps	2	6535	0.40	0.40	-2.81	-2.51	0.35	6.30	6.30	6.65	24.00	Pass	-2.5	-2.5
11a	6Mbps	2	6695	0.40	0.40	-2.78	-2.33	0.46	6.30	6.30	6.76	24.00	Pass	-2.5	-2.5
11a	6Mbps	2	6855	0.40	0.40	-2.52	-2.62	0.44	6.30	6.30	6.74	24.00	Pass	-2.5	-2.5

TEST RESULTS DATA
EIRP Power Spectral Density

UNII-7 MIMO													
Mod.	Data Rate	NTx	Freq. (MHz)	Duty Factor (dB)		Conducted Power Density with Duty Factor (dBm/MHz)			DG (dBi)		EIRP Power Density (dBm/MHz)	EIRP Power Density Limit (dBm)	Pass /Fail
				Ant 0	Ant 1	Ant 0	Ant 1	SUM	Ant 0	Ant 1	SUM		
11a	6Mbps	2	6535	0.40	0.40			-10.25		9.16	-1.09	-1.00	Pass
11a	6Mbps	2	6695	0.40	0.40			-10.31		9.16	-1.15	-1.00	Pass
11a	6Mbps	2	6855	0.40	0.40			-10.26		9.16	-1.10	-1.00	Pass

TEST RESULTS DATA
26dB EBW and 99% OBW

UNII-8 MIMO									
Mod.	Data Rate	NTX	Freq. (MHz)	99% Bandwidth (MHz)		26 dB Bandwidth (MHz)		26 dB Bandwidth (MHz) Limit	26 dB Bandwidth Verdict
				Ant 0	Ant 1	Ant 0	Ant 1		
11a	6Mbps	2	6875	17.58	17.03	25.68	25.44	320	PASS
11a	6Mbps	2	6895	17.58	17.08	26.28	25.92	320	PASS
11a	6Mbps	2	6995	17.68	17.48	27.24	26.82	320	PASS
11a	6Mbps	2	7095	17.58	17.08	29.04	25.20	320	PASS
11a	6Mbps	2	7115	17.53	16.98	27.06	25.02	320	PASS

TEST RESULTS DATA
EIRP Power Table

UNII-8 MIMO															
Mod.	Data Rate	NTX	Freq. (MHz)	Duty Factor (dB)		Conducted Power with duty factor (dBm)			DG (dBi)		EIRP Power (dBm)	EIRP Power Limit (dBm)	Pass /Fail	Power Setting	
				Ant 0	Ant 1	Ant 0	Ant 1	SUM	Ant 0	Ant 1				SUM	Ant 0
11a	6Mbps	2	6875	0.40	0.40	-3.02	-2.86	0.07	6.30		6.37	24.00	Pass		-3
11a	6Mbps	2	6895	0.40	0.40	-2.04	-2.09	0.95	6.20		7.15	24.00	Pass		-2.5
11a	6Mbps	2	6995	0.40	0.40	-3.76	-3.68	-0.71	6.20		5.49	24.00	Pass		-3.5
11a	6Mbps	2	7095	0.40	0.40	-3.07	-3.18	-0.11	6.20		6.09	24.00	Pass		-3.5
11a	6Mbps	2	7115	0.40	0.40	-2.90	-2.56	0.28	6.20		6.48	24.00	Pass		-3

TEST RESULTS DATA
EIRP Power Spectral Density

UNII-8 MIMO													
Mod.	Data Rate	NTX	Freq. (MHz)	Duty Factor (dB)		Conducted Power Density with Duty Factor (dBm/MHz)			DG (dBi)		EIRP Power Density (dBm/MHz)	EIRP Power Density Limit (dBm)	Pass /Fail
				Ant 0	Ant 1	Ant 0	Ant 1	SUM	Ant 0	Ant 1	SUM		
11a	6Mbps	2	6875	0.40	0.40			-10.43		9.16	-1.27	-1.00	Pass
11a	6Mbps	2	6895	0.40	0.40			-10.47		9.11	-1.36	-1.00	Pass
11a	6Mbps	2	6995	0.40	0.40			-12.08		9.11	-2.97	-1.00	Pass
11a	6Mbps	2	7095	0.40	0.40			-10.67		9.11	-1.56	-1.00	Pass
11a	6Mbps	2	7115	0.40	0.40			-10.42		9.11	-1.31	-1.00	Pass

TEST RESULTS DATA
26dB and 99% OBW

UNII-5 MIMO										
Mod.	Data Rate	N _{TX}	Freq. (MHz)	RU Config.	99% Bandwidth (MHz)		26 dB Bandwidth (MHz)		26 dB Bandwidth (MHz) Limit	26 dB Bandwidth Verdict
					Ant 0	Ant 1	Ant 0	Ant 1		
HE20	MCS0	2	5955	Full	19.13	19.03	23.28	22.32	320	PASS
HE20	MCS0	2	6195	Full	19.03	19.08	22.74	22.38	320	PASS
HE20	MCS0	2	6415	Full	19.13	19.08	22.80	22.62	320	PASS
HE40	MCS0	2	5965	Full	37.56	37.46	39.96	39.84	320	PASS
HE40	MCS0	2	6205	Full	37.46	37.56	39.84	39.84	320	PASS
HE40	MCS0	2	6405	Full	37.46	37.46	39.96	39.84	320	PASS
HE80	MCS0	2	5985	Full	76.60	76.72	80.40	80.88	320	PASS
HE80	MCS0	2	6225	Full	76.72	76.84	80.64	80.88	320	PASS
HE80	MCS0	2	6385	Full	76.84	76.84	80.88	80.88	320	PASS

TEST RESULTS DATA
EIRP Power Table

UNII-5 MIMO																
Mod.	Data Rate	NTX	Freq. (MHz)	RU Config.	Duty Factor (dB)		Conducted Power with duty factor (dBm)			DG (dBi)		EIRP Power (dBm)	EIRP Power Limit (dBm)	Pass /Fail	Power Setting	
					Ant 0	Ant 1	Ant 0	Ant 1	SUM	Ant 0	Ant 1				SUM	Ant 0
HE20	MCS0	2	5955	Full	0.42	0.42	-1.64	-2.37	1.02	6.20	6.20	7.22	24.00	Pass	-2.5	
HE20	MCS0	2	5955	26/0	2.96	2.96	-8.69	-9.16	-5.91	6.20	6.20	0.29	24.00	Pass	-12	
HE20	MCS0	2	5955	52/37	3.29	3.23	-6.26	-6.98	-3.59	6.20	6.20	2.61	24.00	Pass	-9	
HE20	MCS0	2	5955	106/53	3.57	3.66	-4.05	-4.69	-1.35	6.20	6.20	4.85	24.00	Pass	-6.5	
HE20	MCS0	2	6195	Full	0.42	0.42	-2.05	-2.29	0.84	6.20	6.20	7.04	24.00	Pass	-2	
HE20	MCS0	2	6195	26/4	2.88	2.98	-7.94	-8.01	-4.96	6.20	6.20	1.24	24.00	Pass	-10	
HE20	MCS0	2	6195	52/39	3.27	3.23	-6.64	-6.79	-3.70	6.20	6.20	2.50	24.00	Pass	-8	
HE20	MCS0	2	6195	106/53	3.57	3.66	-4.39	-4.49	-1.43	6.20	6.20	4.77	24.00	Pass	-6	
HE20	MCS0	2	6415	Full	0.42	0.42	-2.01	-2.00	1.00	6.20	6.20	7.20	24.00	Pass	-1.5	
HE20	MCS0	2	6415	26/8	2.89	2.91	-8.89	-8.97	-5.92	6.20	6.20	0.28	24.00	Pass	-11	
HE20	MCS0	2	6415	52/40	3.21	3.21	-6.54	-6.69	-3.61	6.20	6.20	2.59	24.00	Pass	-8	
HE20	MCS0	2	6415	106/54	3.55	3.54	-4.37	-4.45	-1.40	6.20	6.20	4.80	24.00	Pass	-5.5	
HE40	MCS0	2	5965	Full	0.66	0.66	-0.39	-0.43	2.60	6.20	6.20	8.80	24.00	Pass	-1	
HE40	MCS0	2	5965	242/61	3.87	3.85	-1.73	-1.41	1.44	6.20	6.20	7.64	24.00	Pass	-3	
HE40	MCS0	2	6205	Full	0.66	0.66	-0.44	-0.02	2.79	6.20	6.20	8.99	24.00	Pass	-0.5	
HE40	MCS0	2	6205	242/61	3.87	3.85	-2.51	-1.49	1.04	6.20	6.20	7.24	24.00	Pass	-3	
HE40	MCS0	2	6405	Full	0.66	0.66	0.05	0.48	3.28	6.20	6.20	9.48	24.00	Pass	0.5	
HE40	MCS0	2	6405	242/62	3.63	3.63	-1.93	-1.62	1.24	6.20	6.20	7.44	24.00	Pass	-2	
HE80	MCS0	2	5985	Full	1.20	1.21	3.31	2.92	6.13	6.20	6.20	12.33	24.00	Pass	2.5	
HE80	MCS0	2	5985	484/65	4.04	4.07	1.38	1.21	4.31	6.20	6.20	10.51	24.00	Pass	0.5	
HE80	MCS0	2	6225	Full	1.20	1.21	2.96	2.86	5.92	6.20	6.20	12.12	24.00	Pass	2.5	
HE80	MCS0	2	6225	484/65	4.04	4.07	0.69	0.92	3.82	6.20	6.20	10.02	24.00	Pass	0.5	
HE80	MCS0	2	6385	Full	1.20	1.21	3.07	2.88	5.99	6.20	6.20	12.19	24.00	Pass	3.5	
HE80	MCS0	2	6385	484/66	4.09	3.77	0.72	0.52	3.63	6.20	6.20	9.83	24.00	Pass	1	

TEST RESULTS DATA
EIRP Power Spectral Density

UNII-5 MIMO														
Mod.	Data Rate	NTX	Freq. (MHz)	RU Config.	Duty Factor (dB)		Conducted Power Density with Duty Factor (dBm/MHz)			DG (dBi)		EIRP Power Density (dBm/MHz)	EIRP Power Density Limit (dBm)	Pass /Fail
					Ant 0	Ant 1	Ant 0	Ant 1	SUM	Ant 0	Ant 1	SUM		
HE20	MCS0	2	5955	Full	0.42	0.42			-10.23	9.11	-1.12	-1.00	Pass	
HE20	MCS0	2	5955	26/0	2.96	2.96			-10.28	9.11	-1.17	-1.00	Pass	
HE20	MCS0	2	5955	52/37	3.29	3.23			-10.36	9.11	-1.25	-1.00	Pass	
HE20	MCS0	2	5955	106/53	3.57	3.66			-10.44	9.11	-1.33	-1.00	Pass	
HE20	MCS0	2	6195	Full	0.42	0.42			-10.50	9.11	-1.39	-1.00	Pass	
HE20	MCS0	2	6195	26/4	2.88	2.98			-10.61	9.11	-1.50	-1.00	Pass	
HE20	MCS0	2	6195	52/39	3.27	3.23			-10.68	9.11	-1.57	-1.00	Pass	
HE20	MCS0	2	6195	106/53	3.57	3.66			-10.58	9.11	-1.47	-1.00	Pass	
HE20	MCS0	2	6415	Full	0.42	0.42			-10.24	9.11	-1.13	-1.00	Pass	
HE20	MCS0	2	6415	26/8	2.89	2.91			-10.28	9.11	-1.17	-1.00	Pass	
HE20	MCS0	2	6415	52/40	3.21	3.21			-10.40	9.11	-1.29	-1.00	Pass	
HE20	MCS0	2	6415	106/54	3.55	3.54			-10.56	9.11	-1.45	-1.00	Pass	
HE40	MCS0	2	5965	Full	0.66	0.66			-10.57	9.11	-1.46	-1.00	Pass	
HE40	MCS0	2	5965	242/61	3.87	3.85			-10.69	9.11	-1.57	-1.00	Pass	
HE40	MCS0	2	6205	Full	0.66	0.66			-10.40	9.11	-1.29	-1.00	Pass	
HE40	MCS0	2	6205	242/61	3.87	3.85			-10.83	9.11	-1.72	-1.00	Pass	
HE40	MCS0	2	6405	Full	0.66	0.66			-10.14	9.11	-1.03	-1.00	Pass	
HE40	MCS0	2	6405	242/62	3.63	3.63			-10.51	9.11	-1.40	-1.00	Pass	
HE80	MCS0	2	5985	Full	1.20	1.21			-10.42	9.11	-1.31	-1.00	Pass	
HE80	MCS0	2	5985	484/65	4.04	4.07			-10.49	9.11	-1.38	-1.00	Pass	
HE80	MCS0	2	6225	Full	1.20	1.21			-10.61	9.11	-1.50	-1.00	Pass	
HE80	MCS0	2	6225	484/65	4.04	4.07			-10.91	9.11	-1.80	-1.00	Pass	
HE80	MCS0	2	6385	Full	1.20	1.21			-10.51	9.11	-1.40	-1.00	Pass	
HE80	MCS0	2	6385	484/66	4.09	3.77			-10.89	9.11	-1.77	-1.00	Pass	

TEST RESULTS DATA
26dB and 99% OBW

UNII-6 MIMO										
Mod.	Data Rate	N _{TX}	Freq. (MHz)	RU Config.	99% Bandwidth (MHz)		26 dB Bandwidth (MHz)		26 dB Bandwidth (MHz) Limit	26 dB Bandwidth Verdict
					Ant 0	Ant 1	Ant 0	Ant 1		
HE20	MCS0	2	6435	Full	19.13	19.03	22.38	22.80	320	PASS
HE20	MCS0	2	6475	Full	19.13	19.08	22.08	22.26	320	PASS
HE20	MCS0	2	6515	Full	19.13	19.13	22.74	21.48	320	PASS
HE40	MCS0	2	6445	Full	37.46	37.46	39.96	39.84	320	PASS
HE40	MCS0	2	6485	Full	37.56	37.46	39.84	39.84	320	PASS
HE40	MCS0	2	6525	Full	37.56	37.56	39.84	39.84	320	PASS
HE80	MCS0	2	6465	Full	76.84	76.72	80.88	80.88	320	PASS
HE80	MCS0	2	6545	Full	76.72	76.84	80.88	80.88	320	PASS

TEST RESULTS DATA
EIRP Power Table

UNII-6 MIMO																	
Mod.	Data Rate	NTX	CH.	Freq. (MHz)	RU Config.	Duty Factor (dB)		Conducted Power with duty factor (dBm)			DG (dBi)		EIRP Power (dBm)	EIRP Power Limit (dBm)	Pass /Fail	Power Setting	
						Ant 0	Ant 1	Ant 0	Ant 1	SUM	Ant 0	Ant 1				SUM	Ant 0
HE20	MCS0	2	097	6435	Full	0.42	0.42	-1.69	-1.62	1.35	6.10	6.10	7.45	24.00	Pass	-1.5	
HE20	MCS0	2	097	6435	26/0	2.96	2.96	-9.96	-10.05	-7.00	6.10	6.10	-0.90	24.00	Pass	-11	
HE20	MCS0	2	097	6435	52/37	3.29	3.23	-7.14	-7.43	-4.27	6.10	6.10	1.83	24.00	Pass	-8	
HE20	MCS0	2	097	6435	106/53	3.57	3.66	-4.71	-4.87	-1.78	6.10	6.10	4.32	24.00	Pass	-5.5	
HE20	MCS0	2	105	6475	Full	0.42	0.42	-1.77	-1.71	1.27	6.10	6.10	7.37	24.00	Pass	-1.5	
HE20	MCS0	2	105	6475	26/4	2.88	2.98	-9.28	-9.22	-6.24	6.10	6.10	-0.14	24.00	Pass	-10	
HE20	MCS0	2	105	6475	52/39	3.27	3.23	-7.27	-7.30	-4.27	6.10	6.10	1.83	24.00	Pass	-8	
HE20	MCS0	2	105	6475	106/54	3.55	3.54	-4.91	-4.93	-1.91	6.10	6.10	4.19	24.00	Pass	-5.5	
HE20	MCS0	2	113	6515	Full	0.42	0.42	-2.28	-2.16	0.79	6.10	6.10	6.89	24.00	Pass	-2	
HE20	MCS0	2	113	6515	26/8	2.89	2.91	-10.20	-10.44	-7.31	6.10	6.10	-1.21	24.00	Pass	-11.5	
HE20	MCS0	2	113	6515	52/40	3.21	3.21	-7.48	-7.94	-4.70	6.10	6.10	1.40	24.00	Pass	-8.5	
HE20	MCS0	2	113	6515	106/54	3.55	3.54	-5.01	-5.50	-2.24	6.10	6.10	3.86	24.00	Pass	-6	
HE40	MCS0	2	099	6445	Full	0.66	0.66	-0.16	0.45	3.17	6.10	6.10	9.27	24.00	Pass	0	
HE40	MCS0	2	099	6445	242/61	3.87	3.85	-2.06	-1.39	1.30	6.10	6.10	7.40	24.00	Pass	-2.5	
HE40	MCS0	2	107	6485	Full	0.66	0.66	-0.42	0.48	3.07	6.10	6.10	9.17	24.00	Pass	0	
HE40	MCS0	2	107	6485	242/62	3.63	3.63	-2.18	-1.43	1.22	6.10	6.10	7.32	24.00	Pass	-2.5	
HE40	MCS0	2	115	6525	Full	0.66	0.66	-0.20	0.46	3.16	6.30	6.30	9.46	24.00	Pass	0	
HE40	MCS0	2	115	6525	242/62	3.63	3.63	-2.28	-1.63	1.07	6.30	6.30	7.37	24.00	Pass	-2.5	
HE80	MCS0	2	103	6465	Full	1.20	1.21	3.03	3.28	6.17	6.10	6.10	12.27	24.00	Pass	3.5	
HE80	MCS0	2	103	6465	484/65	4.04	4.07	0.97	1.21	4.10	6.10	6.10	10.20	24.00	Pass	1	
HE80	MCS0	2	119	6545	Full	1.20	1.21	3.09	3.00	6.06	6.30	6.30	12.36	24.00	Pass	3	
HE80	MCS0	2	119	6545	484/66	4.09	3.77	1.32	0.98	4.16	6.30	6.30	10.46	24.00	Pass	1	

TEST RESULTS DATA
EIRP Power Spectral Density

UNII-6 MIMO														
Mod.	Data Rate	NTX	Freq. (MHz)	RU Config.	Duty Factor (dB)		Conducted Power Density with Duty Factor (dBm/MHz)			DG (dBi)		EIRP Power Density (dBm/MHz)	EIRP Power Density Limit (dBm)	Pass /Fail
					Ant 0	Ant 1	Ant 0	Ant 1	SUM	Ant 0	Ant 1			
HE20	MCS0	2	6435	Full	0.42	0.42			-10.11	9.06	-1.05	-1.00	Pass	
HE20	MCS0	2	6435	26/0	2.96	2.96			-10.43	9.06	-1.37	-1.00	Pass	
HE20	MCS0	2	6435	52/37	3.29	3.23			-10.24	9.06	-1.18	-1.00	Pass	
HE20	MCS0	2	6435	106/53	3.57	3.66			-10.25	9.06	-1.19	-1.00	Pass	
HE20	MCS0	2	6475	Full	0.42	0.42			-10.15	9.06	-1.09	-1.00	Pass	
HE20	MCS0	2	6475	26/4	2.88	2.98			-10.22	9.06	-1.16	-1.00	Pass	
HE20	MCS0	2	6475	52/39	3.27	3.23			-10.27	9.06	-1.21	-1.00	Pass	
HE20	MCS0	2	6475	106/54	3.55	3.54			-10.36	9.06	-1.30	-1.00	Pass	
HE20	MCS0	2	6515	Full	0.42	0.42			-10.66	9.06	-1.60	-1.00	Pass	
HE20	MCS0	2	6515	26/8	2.89	2.91			-10.88	9.06	-1.82	-1.00	Pass	
HE20	MCS0	2	6515	52/40	3.21	3.21			-10.71	9.06	-1.65	-1.00	Pass	
HE20	MCS0	2	6515	106/54	3.55	3.54			-10.87	9.06	-1.81	-1.00	Pass	
HE40	MCS0	2	6445	Full	0.66	0.66			-10.43	9.06	-1.37	-1.00	Pass	
HE40	MCS0	2	6445	242/61	3.87	3.85			-10.61	9.06	-1.55	-1.00	Pass	
HE40	MCS0	2	6485	Full	0.66	0.66			-10.22	9.06	-1.16	-1.00	Pass	
HE40	MCS0	2	6485	242/62	3.63	3.63			-10.68	9.06	-1.62	-1.00	Pass	
HE40	MCS0	2	6525	Full	0.66	0.66			-10.25	9.16	-1.09	-1.00	Pass	
HE40	MCS0	2	6525	242/62	3.63	3.63			-10.39	9.16	-1.23	-1.00	Pass	
HE80	MCS0	2	6465	Full	1.20	1.21			-10.44	9.06	-1.38	-1.00	Pass	
HE80	MCS0	2	6465	484/65	4.04	4.07			-10.69	9.06	-1.63	-1.00	Pass	
HE80	MCS0	2	6545	Full	1.20	1.21			-10.48	9.16	-1.32	-1.00	Pass	
HE80	MCS0	2	6545	484/66	4.09	3.77			-10.62	9.16	-1.46	-1.00	Pass	

TEST RESULTS DATA
26dB and 99% OBW

UNII-7 MIMO										
Mod.	Data Rate	NTx	Freq. (MHz)	RU Config.	99% Bandwidth (MHz)		26 dB Bandwidth (MHz)		26 dB Bandwidth (MHz) Limit	26 dB Bandwidth Verdict
					Ant 0	Ant 1	Ant 0	Ant 1		
HE20	MCS0	2	6535	Full	19.08	19.13	22.08	22.14	320	PASS
HE20	MCS0	2	6695	Full	19.08	19.08	22.44	21.90	320	PASS
HE20	MCS0	2	6855	Full	19.08	19.08	23.22	22.32	320	PASS
HE40	MCS0	2	6565	Full	37.46	37.46	39.84	39.84	320	PASS
HE40	MCS0	2	6685	Full	37.56	37.46	39.96	39.84	320	PASS
HE40	MCS0	2	6845	Full	37.46	37.56	39.72	39.72	320	PASS
HE80	MCS0	2	6625	Full	76.84	76.84	80.88	80.88	320	PASS
HE80	MCS0	2	6705	Full	76.72	76.72	80.88	80.88	320	PASS
HE80	MCS0	2	6785	Full	76.72	76.72	80.88	80.88	320	PASS
HE80	MCS0	2	6865	Full	76.60	76.60	80.88	80.64	320	PASS

TEST RESULTS DATA
EIRP Power Table

UNII-7 MIMO																
Mod.	Data Rate	NTX	Freq. (MHz)	RU Config.	Duty Factor (dB)		Conducted Power with duty factor (dBm)			DG (dBi)		EIRP Power (dBm)	EIRP Power Limit (dBm)	Pass /Fail	Power Setting	
					Ant 0	Ant 1	Ant 0	Ant 1	SUM	Ant 0	Ant 1	SUM			Ant 0	Ant 1
HE20	MCS0	2	6535	Full	0.42	0.42	-2.09	-1.88	1.02	6.30	6.30	7.32	24.00	Pass	-2	-2
HE20	MCS0	2	6535	26/0	2.96	2.96	-8.66	-9.42	-6.01	6.30	6.30	0.29	24.00	Pass	-10	-10
HE20	MCS0	2	6535	52/37	3.29	3.23	-6.37	-7.32	-3.81	6.30	6.30	2.49	24.00	Pass	-7.5	-7.5
HE20	MCS0	2	6535	106/53	3.57	3.66	-3.89	-4.87	-1.34	6.30	6.30	4.96	24.00	Pass	-5	-5
HE20	MCS0	2	6695	Full	0.42	0.42	-2.39	-1.67	0.99	6.30	6.30	7.29	24.00	Pass	-2	-2
HE20	MCS0	2	6695	26/4	2.88	2.98	-7.46	-7.59	-4.51	6.30	6.30	1.79	24.00	Pass	-9	-9
HE20	MCS0	2	6695	52/38	3.02	3.02	-6.07	-6.35	-3.19	6.30	6.30	3.11	24.00	Pass	-7.5	-7.5
HE20	MCS0	2	6695	106/53	3.57	3.66	-3.02	-3.26	-0.13	6.30	6.30	6.17	24.00	Pass	-4.5	-4.5
HE20	MCS0	2	6855	Full	0.42	0.42	-2.03	-2.26	0.86	6.30	6.30	7.16	24.00	Pass	-2	-2
HE20	MCS0	2	6855	26/8	2.89	2.91	-6.92	-7.25	-4.07	6.30	6.30	2.23	24.00	Pass	-9.5	-9.5
HE20	MCS0	2	6855	52/40	3.21	3.21	-5.09	-5.54	-2.30	6.30	6.30	4.00	24.00	Pass	-7	-7
HE20	MCS0	2	6855	106/54	3.55	3.54	-2.60	-3.09	0.17	6.30	6.30	6.47	24.00	Pass	-4	-4
HE40	MCS0	2	6565	Full	0.66	0.66	-0.06	0.19	3.08	6.30	6.30	9.38	24.00	Pass	0	0
HE40	MCS0	2	6565	242/61	3.87	3.85	-1.37	-0.81	1.93	6.30	6.30	8.23	24.00	Pass	-2	-2
HE40	MCS0	2	6685	Full	0.66	0.66	-0.42	-0.03	2.79	6.30	6.30	9.09	24.00	Pass	-0.5	-0.5
HE40	MCS0	2	6685	242/61	3.87	3.85	-0.94	-0.67	2.21	6.30	6.30	8.51	24.00	Pass	-2	-2
HE40	MCS0	2	6845	Full	0.66	0.66	-0.21	-0.13	2.84	6.30	6.30	9.14	24.00	Pass	-0.5	-0.5
HE40	MCS0	2	6845	242/62	3.63	3.63	-0.55	-0.58	2.45	6.30	6.30	8.75	24.00	Pass	-1.5	-1.5
HE80	MCS0	2	6625	Full	1.20	1.21	2.99	3.00	6.01	6.30	6.30	12.31	24.00	Pass	3	3
HE80	MCS0	2	6625	484/65	4.04	4.07	1.57	1.95	4.77	6.30	6.30	11.07	24.00	Pass	1.5	1.5
HE80	MCS0	2	6705	Full	1.20	1.21	3.16	2.81	6.00	6.30	6.30	12.30	24.00	Pass	3	3
HE80	MCS0	2	6705	484/65	4.04	4.07	1.86	1.82	4.85	6.30	6.30	11.15	24.00	Pass	2	2
HE80	MCS0	2	6785	Full	1.20	1.21	3.08	3.16	6.13	6.30	6.30	12.43	24.00	Pass	3.5	3.5
HE80	MCS0	2	6785	484/66	4.09	3.77	1.78	1.59	4.70	6.30	6.30	11.00	24.00	Pass	2.5	2.5
HE80	MCS0	2	6865	Full	1.20	1.21	3.07	2.88	5.99	6.30	6.30	12.29	24.00	Pass	3	3
HE80	MCS0	2	6865	484/66	4.09	3.77	2.57	2.33	5.46	6.30	6.30	11.76	24.00	Pass	2	2

TEST RESULTS DATA
EIRP Power Spectral Density

UNII-7 MIMO														
Mod.	Data Rate	N _{TX}	Freq. (MHz)	RU Config.	Duty Factor (dB)		Conducted Power Density with Duty Factor (dBm/MHz)			DG (dBi)		EIRP Power Density (dBm/MHz)	EIRP Power Density Limit (dBm)	Pass /Fail
					Ant 0	Ant 1	Ant 0	Ant 1	SUM	Ant 0	Ant 1	SUM		
HE20	MCS0	2	6535	Full	0.42	0.42			-10.28	9.16		-1.12	-1.00	Pass
HE20	MCS0	2	6535	26/0	2.96	2.96			-10.47	9.16		-1.31	-1.00	Pass
HE20	MCS0	2	6535	52/37	3.29	3.23			-10.69	9.16		-1.53	-1.00	Pass
HE20	MCS0	2	6535	106/53	3.57	3.66			-10.78	9.16		-1.62	-1.00	Pass
HE20	MCS0	2	6695	Full	0.42	0.42			-10.29	9.16		-1.12	-1.00	Pass
HE20	MCS0	2	6695	26/4	2.88	2.98			-10.79	9.16		-1.62	-1.00	Pass
HE20	MCS0	2	6695	52/38	3.02	3.02			-10.34	9.16		-1.17	-1.00	Pass
HE20	MCS0	2	6695	106/53	3.57	3.66			-10.33	9.16		-1.16	-1.00	Pass
HE20	MCS0	2	6855	Full	0.42	0.42			-10.31	9.16		-1.15	-1.00	Pass
HE20	MCS0	2	6855	26/8	2.89	2.91			-10.71	9.16		-1.55	-1.00	Pass
HE20	MCS0	2	6855	52/40	3.21	3.21			-10.73	9.16		-1.57	-1.00	Pass
HE20	MCS0	2	6855	106/54	3.55	3.54			-10.48	9.16		-1.31	-1.00	Pass
HE40	MCS0	2	6565	Full	0.66	0.66			-10.32	9.16		-1.15	-1.00	Pass
HE40	MCS0	2	6565	242/61	3.87	3.85			-10.77	9.16		-1.61	-1.00	Pass
HE40	MCS0	2	6685	Full	0.66	0.66			-10.57	9.16		-1.40	-1.00	Pass
HE40	MCS0	2	6685	242/61	3.87	3.85			-10.73	9.16		-1.57	-1.00	Pass
HE40	MCS0	2	6845	Full	0.66	0.66			-10.52	9.16		-1.36	-1.00	Pass
HE40	MCS0	2	6845	242/62	3.63	3.63			-10.88	9.16		-1.71	-1.00	Pass
HE80	MCS0	2	6625	Full	1.20	1.21			-10.39	9.16		-1.23	-1.00	Pass
HE80	MCS0	2	6625	484/65	4.04	4.07			-10.81	9.16		-1.64	-1.00	Pass
HE80	MCS0	2	6705	Full	1.20	1.21			-10.37	9.16		-1.21	-1.00	Pass
HE80	MCS0	2	6705	484/65	4.04	4.07			-10.82	9.16		-1.66	-1.00	Pass
HE80	MCS0	2	6785	Full	1.20	1.21			-10.44	9.16		-1.27	-1.00	Pass
HE80	MCS0	2	6785	484/66	4.09	3.77			-10.85	9.16		-1.69	-1.00	Pass
HE80	MCS0	2	6865	Full	1.20	1.21			-10.53	9.16		-1.36	-1.00	Pass
HE80	MCS0	2	6865	484/66	4.09	3.77			-10.70	9.16		-1.54	-1.00	Pass

TEST RESULTS DATA
26dB EBW and 99% OBW

UNII-8 MIMO										
Mod.	Data Rate	NTX	Freq. (MHz)	RU Config.	99% Bandwidth (MHz)		26 dB Bandwidth (MHz)		26 dB Bandwidth (MHz) Limit	26 dB Bandwidth Verdict
					Ant 0	Ant 1	Ant 0	Ant 1		
HE20	MCS0	2	6875	Full	19.08	19.08	22.50	21.78	320	PASS
HE20	MCS0	2	6895	Full	19.08	19.13	22.44	22.50	320	PASS
HE20	MCS0	2	6995	Full	19.13	19.08	22.38	22.62	320	PASS
HE20	MCS0	2	7095	Full	19.03	19.03	22.80	22.26	320	PASS
HE20	MCS0	2	7115	Full	19.03	19.08	22.32	22.08	320	PASS
HE40	MCS0	2	6885	Full	37.56	37.46	39.84	39.60	320	PASS
HE40	MCS0	2	6925	Full	37.56	37.46	39.84	39.84	320	PASS
HE40	MCS0	2	7005	Full	37.36	37.46	39.60	39.72	320	PASS
HE40	MCS0	2	7085	Full	37.66	37.56	39.84	39.72	320	PASS
HE80	MCS0	2	6945	Full	76.84	76.72	80.88	80.64	320	PASS
HE80	MCS0	2	7025	Full	76.48	76.48	80.40	80.64	320	PASS

TEST RESULTS DATA
EIRP Power Table

UNII-8 MIMO																
Mod.	Data Rate	NTX	Freq. (MHz)	RU Config.	Duty Factor (dB)		Conducted Power with duty factor (dBm)			DG (dBi)		EIRP Power (dBm)	EIRP Power Limit (dBm)	Pass /Fail	Power Setting	
					Ant 0	Ant 1	Ant 0	Ant 1	SUM	Ant 0	Ant 1				SUM	Ant 0
HE20	MCS0	2	6875	Full	0.42	0.42	-1.01	-0.91	2.05	6.30	6.30	8.35	24.00	Pass	-1	-1
HE20	MCS0	2	6875	26/8	2.89	2.91	-7.04	-7.36	-4.19	6.30	6.30	2.11	24.00	Pass	-9.5	-9.5
HE20	MCS0	2	6875	52/40	3.21	3.21	-6.08	-6.64	-3.34	6.30	6.30	2.96	24.00	Pass	-7.5	-7.5
HE20	MCS0	2	6875	106/54	3.55	3.54	-3.70	-4.32	-0.99	6.30	6.30	5.31	24.00	Pass	-5	-5
HE20	MCS0	2	6895	Full	0.42	0.42	-1.33	-1.46	1.61	6.20	6.20	7.81	24.00	Pass	-2	-2
HE20	MCS0	2	6895	26/0	2.96	2.96	-8.58	-8.42	-5.49	6.20	6.20	0.71	24.00	Pass	-9.5	-9.5
HE20	MCS0	2	6895	52/37	3.29	3.23	-6.23	-6.12	-3.16	6.20	6.20	3.04	24.00	Pass	-7	-7
HE20	MCS0	2	6895	106/53	3.57	3.66	-3.91	-3.65	-0.77	6.20	6.20	5.43	24.00	Pass	-4.5	-4.5
HE20	MCS0	2	6995	Full	0.42	0.42	-3.42	-2.65	-0.01	6.20	6.20	6.19	24.00	Pass	-3	-3
HE20	MCS0	2	6995	26/4	2.88	2.98	-8.57	-8.67	-5.61	6.20	6.20	0.59	24.00	Pass	-9	-9
HE20	MCS0	2	6995	52/38	3.02	3.02	-7.15	-7.35	-4.23	6.20	6.20	1.97	24.00	Pass	-7.5	-7.5
HE20	MCS0	2	6995	106/53	3.57	3.66	-4.34	-4.58	-1.45	6.20	6.20	4.75	24.00	Pass	-5	-5
HE20	MCS0	2	7095	Full	0.42	0.42	-2.16	-1.91	0.98	6.20	6.20	7.18	24.00	Pass	-2.5	-2.5
HE20	MCS0	2	7095	26/8	2.89	2.91	-10.19	-10.48	-7.32	6.20	6.20	-1.12	24.00	Pass	-11.5	-11.5
HE20	MCS0	2	7095	52/40	3.21	3.21	-8.19	-8.54	-5.36	6.20	6.20	0.84	24.00	Pass	-9.5	-9.5
HE20	MCS0	2	7095	106/54	3.55	3.54	-5.45	-5.88	-2.65	6.20	6.20	3.55	24.00	Pass	-6.5	-6.5
HE20	MCS0	2	7115	Full	0.42	0.42	-1.95	-2.24	0.92	6.20	6.20	7.12	24.00	Pass	-2.5	-2.5
HE20	MCS0	2	7115	26/8	2.89	2.91	-11.10	-11.13	-8.10	6.20	6.20	-1.90	24.00	Pass	-12	-12
HE20	MCS0	2	7115	52/40	3.21	3.21	-8.81	-8.96	-5.88	6.20	6.20	0.32	24.00	Pass	-9.5	-9.5
HE20	MCS0	2	7115	106/54	3.55	3.54	-5.84	-5.93	-2.87	6.20	6.20	3.33	24.00	Pass	-6.5	-6.5
HE40	MCS0	2	6885	Full	0.66	0.66	1.09	1.57	4.35	6.30	6.30	10.65	24.00	Pass	1	1
HE40	MCS0	2	6885	Full	0.66	0.66	-1.30	-0.86	1.94	6.30	6.30	8.24	24.00	Pass	-2	-2
HE40	MCS0	2	6925	Full	0.66	0.66	0.98	1.52	4.27	6.20	6.20	10.47	24.00	Pass	1	1
HE40	MCS0	2	6925	242/61	3.87	3.85	-0.90	-0.06	2.55	6.20	6.20	8.75	24.00	Pass	-1.5	-1.5
HE40	MCS0	2	7005	Full	0.66	0.66	-1.98	-1.87	1.09	6.20	6.20	7.29	24.00	Pass	-2	-2
HE40	MCS0	2	7005	242/62	3.63	3.63	-3.58	-3.81	-0.68	6.20	6.20	5.52	24.00	Pass	-4.5	-4.5
HE40	MCS0	2	7085	Full	0.66	0.66	-1.49	-0.87	1.84	6.20	6.20	8.04	24.00	Pass	-1.5	-1.5
HE40	MCS0	2	7085	242/62	3.63	3.63	-3.12	-3.07	-0.08	6.20	6.20	6.12	24.00	Pass	-4	-4
HE80	MCS0	2	6945	Full	1.20	1.21	3.90	4.62	7.29	6.20	6.20	13.49	24.00	Pass	4	4
HE80	MCS0	2	6945	484/65	4.04	4.07	2.06	2.65	5.38	6.20	6.20	11.58	24.00	Pass	2	2
HE80	MCS0	2	7025	Full	1.20	1.21	0.84	0.93	3.90	6.20	6.20	10.10	24.00	Pass	1	1
HE80	MCS0	2	7025	484/66	4.09	3.77	-0.79	-1.06	2.09	6.20	6.20	8.29	24.00	Pass	-1	-1

TEST RESULTS DATA
EIRP Power Spectral Density

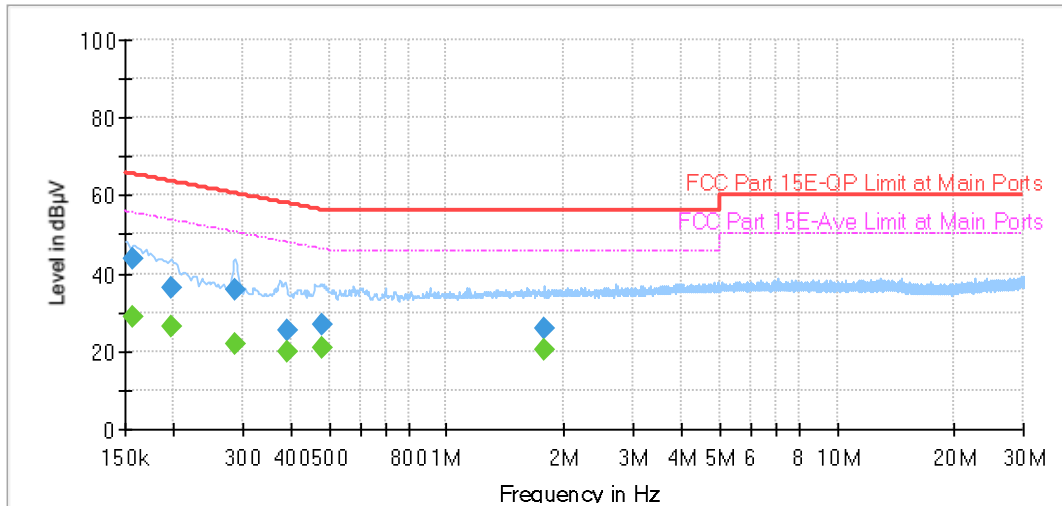
UNII-8 MIMO														
Mod.	Data Rate	NTX	Freq. (MHz)	RU Config.	Duty Factor (dB)		Conducted Power Density with Duty Factor (dBm/MHz)			DG (dBi)		EIRP Power Density (dBm/MHz)	EIRP Power Density Limit (dBm)	Pass /Fail
					Ant 0	Ant 1	Ant 0	Ant 1	SUM	Ant 0	Ant 1			
HE20	MCS0	2	6875	Full	0.42	0.42			-10.62	9.16	-1.46	-1.00	Pass	
HE20	MCS0	2	6875	26/8	2.89	2.91			-10.63	9.16	-1.47	-1.00	Pass	
HE20	MCS0	2	6875	52/40	3.21	3.21			-10.76	9.16	-1.60	-1.00	Pass	
HE20	MCS0	2	6875	106/54	3.55	3.54			-10.63	9.16	-1.47	-1.00	Pass	
HE20	MCS0	2	6895	Full	0.42	0.42			-10.55	9.11	-1.44	-1.00	Pass	
HE20	MCS0	2	6895	26/0	2.96	2.96			-10.88	9.11	-1.77	-1.00	Pass	
HE20	MCS0	2	6895	52/37	3.29	3.23			-10.76	9.11	-1.64	-1.00	Pass	
HE20	MCS0	2	6895	106/53	3.57	3.66			-10.79	9.11	-1.68	-1.00	Pass	
HE20	MCS0	2	6995	Full	0.42	0.42			-11.56	9.11	-2.45	-1.00	Pass	
HE20	MCS0	2	6995	26/4	2.88	2.98			-11.71	9.11	-2.60	-1.00	Pass	
HE20	MCS0	2	6995	52/38	3.02	3.02			-11.61	9.11	-2.50	-1.00	Pass	
HE20	MCS0	2	6995	106/53	3.57	3.66			-11.97	9.11	-2.86	-1.00	Pass	
HE20	MCS0	2	7095	Full	0.42	0.42			-10.51	9.11	-1.40	-1.00	Pass	
HE20	MCS0	2	7095	26/8	2.89	2.91			-11.89	9.11	-2.78	-1.00	Pass	
HE20	MCS0	2	7095	52/40	3.21	3.21			-12.54	9.11	-3.43	-1.00	Pass	
HE20	MCS0	2	7095	106/54	3.55	3.54			-12.11	9.11	-3.00	-1.00	Pass	
HE20	MCS0	2	7115	Full	0.42	0.42			-10.45	9.11	-1.33	-1.00	Pass	
HE20	MCS0	2	7115	26/8	2.89	2.91			-12.16	9.11	-3.05	-1.00	Pass	
HE20	MCS0	2	7115	52/40	3.21	3.21			-12.02	9.11	-2.91	-1.00	Pass	
HE20	MCS0	2	7115	106/54	3.55	3.54			-11.99	9.11	-2.88	-1.00	Pass	
HE40	MCS0	2	6885	Full	0.66	0.66			-10.38	9.16	-1.22	-1.00	Pass	
HE40	MCS0	2	6885	242/62	3.63	3.63			-10.54	9.16	-1.38	-1.00	Pass	
HE40	MCS0	2	6925	Full	0.66	0.66			-10.16	9.11	-1.04	-1.00	Pass	
HE40	MCS0	2	6925	242/61	3.87	3.85			-10.26	9.11	-1.15	-1.00	Pass	
HE40	MCS0	2	7005	Full	0.66	0.66			-11.57	9.11	-2.46	-1.00	Pass	
HE40	MCS0	2	7005	242/62	3.63	3.63			-11.87	9.11	-2.76	-1.00	Pass	
HE40	MCS0	2	7085	Full	0.66	0.66			-11.38	9.11	-2.27	-1.00	Pass	
HE40	MCS0	2	7085	242/62	3.63	3.63			-11.54	9.11	-2.43	-1.00	Pass	
HE80	MCS0	2	6945	Full	1.20	1.21			-10.35	9.11	-1.24	-1.00	Pass	
HE80	MCS0	2	6945	484/65	4.04	4.07			-10.41	9.11	-1.30	-1.00	Pass	
HE80	MCS0	2	7025	Full	1.20	1.21			-12.00	9.11	-2.89	-1.00	Pass	
HE80	MCS0	2	7025	484/66	4.09	3.77			-12.27	9.11	-3.16	-1.00	Pass	



Appendix B. AC Conducted Emission Test Results

Test Engineer :	Tao Zhang	Temperature :	24~25°C
		Relative Humidity :	48~49%
Test Voltage :	120Vac / 60Hz	Phase :	Line

Full Spectrum

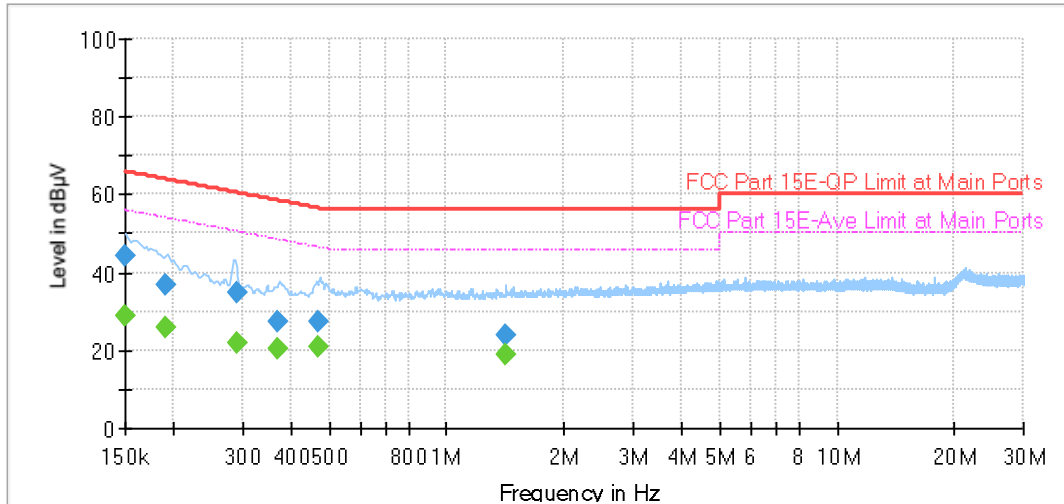


Frequency (MHz)	QuasiPeak (dBµV)	Average (dBµV)	Limit (dBµV)	Margin (dB)	Line	Filter	Corr. (dB)
0.156750	43.61	---	65.63	22.03	L1	OFF	19.7
0.156750	---	28.77	55.63	26.86	L1	OFF	19.7
0.196440	36.41	---	63.76	27.35	L1	OFF	19.7
0.196440	---	26.13	53.76	27.63	L1	OFF	19.7
0.287880	35.83	---	60.59	24.76	L1	OFF	19.7
0.287880	---	21.75	50.59	28.84	L1	OFF	19.7
0.390750	25.47	---	58.05	32.58	L1	OFF	19.7
0.390750	---	19.75	48.05	28.30	L1	OFF	19.7
0.479670	27.07	---	56.35	29.27	L1	OFF	19.7
0.479670	---	20.86	46.35	25.48	L1	OFF	19.7
1.774500	25.91	---	56.00	30.09	L1	OFF	19.8
1.774500	---	20.55	46.00	25.45	L1	OFF	19.8



Test Engineer :	Tao Zhang	Temperature :	24~25°C
		Relative Humidity :	48~49%
Test Voltage :	120Vac / 60Hz	Phase :	Neutral

Full Spectrum



Frequency (MHz)	QuasiPeak (dBµV)	Average (dBµV)	Limit (dBµV)	Margin (dB)	Line	Filter	Corr. (dB)
0.150000	44.41	---	66.00	21.59	N	OFF	19.7
0.150000	---	28.99	56.00	27.01	N	OFF	19.7
0.190230	36.66	---	64.03	27.36	N	OFF	19.7
0.190230	---	26.03	54.03	28.00	N	OFF	19.7
0.289500	34.70	---	60.54	25.84	N	OFF	19.7
0.289500	---	21.94	50.54	28.60	N	OFF	19.7
0.368250	27.23	---	58.54	31.31	N	OFF	19.7
0.368250	---	20.51	48.54	28.03	N	OFF	19.7
0.469500	27.28	---	56.52	29.24	N	OFF	19.7
0.469500	---	20.94	46.52	25.59	N	OFF	19.7
1.420350	24.08	---	56.00	31.92	N	OFF	19.8
1.420350	---	18.76	46.00	27.24	N	OFF	19.8



Appendix C. Radiated Spurious Emission

Test Engineer :	Huang Weiwei	Relative Humidity :	50%
		Temperature :	20~22°C

Radiated Spurious Emission Test Modes

Mode	Band	Band (GHz)	Antenna	Modulation	Channel	Frequency	Data Rate	RU	Remark
Mode 1	U-NII-5	5.925-6.425	0	802.11a	1	5955	6Mbps	-	-
Mode 2	U-NII-5	5.925-6.425	0	802.11a	49	6195	6Mbps	-	-
Mode 3	U-NII-5	5.925-6.425	0	802.11a	93	6415	6Mbps	-	-
Mode 4	U-NII-6	6.425-6.525	0	802.11a	97	6435	6Mbps	-	-
Mode 5	U-NII-6	6.425-6.525	0	802.11a	105	6475	6Mbps	-	-
Mode 6	U-NII-6	6.425-6.525	0	802.11a	113	6515	6Mbps	-	-
Mode 7	U-NII-7	6.525-6.875	0	802.11a	117	6535	6Mbps	-	-
Mode 8	U-NII-7	6.525-6.875	0	802.11a	149	6695	6Mbps	-	-
Mode 9	U-NII-7	6.525-6.875	0	802.11a	181	6855	6Mbps	-	-
Mode 10	U-NII-8	6.525-6.875	0	802.11a	185	6875	6Mbps	-	-
Mode 11	U-NII-8	6.875-7.125	0	802.11a	189	6895	6Mbps	-	-
Mode 12	U-NII-8	6.875-7.125	0	802.11a	209	6995	6Mbps	-	-
Mode 13	U-NII-8	6.875-7.125	0	802.11a	229	7095	6Mbps	-	-
Mode 14	U-NII-8	6.875-7.125	0	802.11a	233	7115	6Mbps	-	-
Mode 15	U-NII-8	6.875-7.125	0	802.11a	233	7115	6Mbps	-	LF
Mode 16	U-NII-5	5.925-6.425	0+1	802.11a	1	5955	6Mbps	-	-
Mode 17	U-NII-5	5.925-6.425	0+1	802.11a	49	6195	6Mbps	-	-
Mode 18	U-NII-5	5.925-6.425	0+1	802.11a	93	6415	6Mbps	-	-
Mode 19	U-NII-6	6.425-6.525	0+1	802.11a	97	6435	6Mbps	-	-
Mode 20	U-NII-6	6.425-6.525	0+1	802.11a	105	6475	6Mbps	-	-
Mode 21	U-NII-6	6.425-6.525	0+1	802.11a	113	6515	6Mbps	-	-
Mode 22	U-NII-7	6.525-6.875	0+1	802.11a	117	6535	6Mbps	-	-
Mode 23	U-NII-7	6.525-6.875	0+1	802.11a	149	6695	6Mbps	-	-
Mode 24	U-NII-7	6.525-6.875	0+1	802.11a	181	6855	6Mbps	-	-
Mode 25	U-NII-7	6.525-6.875	0+1	802.11a	185	6875	6Mbps	-	-
Mode 26	U-NII-8	6.875-7.125	0+1	802.11a	189	6895	6Mbps	-	-
Mode 27	U-NII-8	6.875-7.125	0+1	802.11a	209	6995	6Mbps	-	-
Mode 28	U-NII-8	6.875-7.125	0+1	802.11a	229	7095	6Mbps	-	-
Mode 29	U-NII-8	6.875-7.125	0+1	802.11a	233	7115	6Mbps	-	-
Mode 30	U-NII-5	5.925-6.425	0+1	802.11ax HE20	1	5955	MCS0	Full RU	-
Mode 31	U-NII-5	5.925-6.425	0+1	802.11ax HE20	1	5955	MCS0	Partial_RU_26/0	-



Mode	Band	Band (GHz)	Antenna	Modulation	Channel	Frequency	Data Rate	RU	Remark
Mode 32	U-NII-5	5.925-6.425	0+1	802.11ax HE20	1	5955	MCS0	Partial_RU_52/37	-
Mode 33	U-NII-5	5.925-6.425	0+1	802.11ax HE20	1	5955	MCS0	Partial_RU_106/53	-
Mode 34	U-NII-5	5.925-6.425	0+1	802.11ax HE20	49	6195	MCS0	Full RU	-
Mode 35	U-NII-5	5.925-6.425	0+1	802.11ax HE20	93	6415	MCS0	Full RU	-
Mode 36	U-NII-5	5.925-6.425	0+1	802.11ax HE40	3	5965	MCS0	Full RU	-
Mode 37	U-NII-5	5.925-6.425	0+1	802.11ax HE40	3	5965	MCS0	Partial_RU_242/61	-
Mode 38	U-NII-5	5.925-6.425	0+1	802.11ax HE40	51	6205	MCS0	Full RU	-
Mode 39	U-NII-5	5.925-6.425	0+1	802.11ax HE40	91	6405	MCS0	Full RU	-
Mode 40	U-NII-5	5.925-6.425	0+1	802.11ax HE80	7	5985	MCS0	Full RU	-
Mode 41	U-NII-5	5.925-6.425	0+1	802.11ax HE80	7	5985	MCS0	Partial_RU_484/65	-
Mode 42	U-NII-5	5.925-6.425	0+1	802.11ax HE80	55	6225	MCS0	Full RU	-
Mode 43	U-NII-5	5.925-6.425	0+1	802.11ax HE80	87	6385	MCS0	Full RU	-
Mode 44	U-NII-6	6.425-6.525	0+1	802.11ax HE20	97	6435	MCS0	Full RU	-
Mode 45	U-NII-6	6.425-6.525	0+1	802.11ax HE20	105	6475	MCS0	Full RU	-
Mode 46	U-NII-6	6.425-6.525	0+1	802.11ax HE20	113	6515	MCS0	Full RU	-
Mode 47	U-NII-6	6.425-6.525	0+1	802.11ax HE40	99	6445	MCS0	Full RU	-
Mode 48	U-NII-6	6.425-6.525	0+1	802.11ax HE40	107	6485	MCS0	Full RU	-
Mode 49	U-NII-6	6.425-6.525	0+1	802.11ax HE40	115	6525	MCS0	Full RU	-
Mode 50	U-NII-6	6.425-6.525	0+1	802.11ax HE80	103	6465	MCS0	Full RU	-
Mode 51	U-NII-6	6.425-6.525	0+1	802.11ax HE80	119	6545	MCS0	Full RU	-
Mode 52	U-NII-7	6.525-6.875	0+1	802.11ax HE20	117	6535	MCS0	Full RU	-
Mode 53	U-NII-7	6.525-6.875	0+1	802.11ax HE20	149	6695	MCS0	Full RU	-
Mode 54	U-NII-7	6.525-6.875	0+1	802.11ax HE20	181	6855	MCS0	Full RU	-
Mode 55	U-NII-8	6.525-6.875	0+1	802.11ax HE20	185	6875	MCS0	Full RU	-
Mode 56	U-NII-7	6.525-6.875	0+1	802.11ax HE40	123	6565	MCS0	Full RU	-
Mode 57	U-NII-7	6.525-6.875	0+1	802.11ax HE40	147	6685	MCS0	Full RU	-
Mode 58	U-NII-7	6.525-6.875	0+1	802.11ax HE40	179	6845	MCS0	Full RU	-
Mode 59	U-NII-8	6.525-6.875	0+1	802.11ax HE40	187	6885	MCS0	Full RU	-
Mode 60	U-NII-7	6.525-6.875	0+1	802.11ax HE80	135	6625	MCS0	Full RU	-
Mode 61	U-NII-7	6.525-6.875	0+1	802.11ax HE80	151	6705	MCS0	Full RU	-
Mode 62	U-NII-7	6.525-6.875	0+1	802.11ax HE80	167	6785	MCS0	Full RU	-
Mode 63	U-NII-7	6.525-6.875	0+1	802.11ax HE80	183	6865	MCS0	Full RU	-
Mode 64	U-NII-8	6.875-7.125	0+1	802.11ax HE20	189	6895	MCS0	Full RU	-
Mode 65	U-NII-8	6.875-7.125	0+1	802.11ax HE20	209	6995	MCS0	Full RU	-
Mode 66	U-NII-8	6.875-7.125	0+1	802.11ax HE20	229	7095	MCS0	Full RU	-
Mode 67	U-NII-8	6.875-7.125	0+1	802.11ax HE20	229	7095	MCS0	Partial_RU_26/8	-
Mode 68	U-NII-8	6.875-7.125	0+1	802.11ax HE20	229	7095	MCS0	Partial_RU_52/40	-
Mode 69	U-NII-8	6.875-7.125	0+1	802.11ax HE20	229	7095	MCS0	Partial_RU_106/54	-



Mode	Band	Band (GHz)	Antenna	Modulation	Channel	Frequency	Data Rate	RU	Remark
Mode 70	U-NII-8	6.875-7.125	0+1	802.11ax HE20	233	7115	MCS0	Full RU	-
Mode 71	U-NII-8	6.875-7.125	0+1	802.11ax HE20	233	7115	MCS0	Partial_RU_26/8	-
Mode 72	U-NII-8	6.875-7.125	0+1	802.11ax HE20	233	7115	MCS0	Partial_RU_52/40	-
Mode 73	U-NII-8	6.875-7.125	0+1	802.11ax HE20	233	7115	MCS0	Partial_RU_106/54	-
Mode 74	U-NII-8	6.875-7.125	0+1	802.11ax HE40	195	6925	MCS0	Full RU	-
Mode 75	U-NII-8	6.875-7.125	0+1	802.11ax HE40	211	7005	MCS0	Full RU	-
Mode 76	U-NII-8	6.875-7.125	0+1	802.11ax HE40	227	7085	MCS0	Full RU	-
Mode 77	U-NII-8	6.875-7.125	0+1	802.11ax HE40	227	7085	MCS0	Partial_RU_242/62	-
Mode 78	U-NII-8	6.875-7.125	0+1	802.11ax HE80	199	6945	MCS0	Full RU	-
Mode 79	U-NII-8	6.875-7.125	0+1	802.11ax HE80	215	7025	MCS0	Full RU	-
Mode 80	U-NII-8	6.875-7.125	0+1	802.11ax HE80	215	7025	MCS0	Partial_RU_484/66	-
Mode 81	U-NII-8	6.875-7.125	0+1	802.11ax HE20	229	7095	MCS0	Partial_RU_26/8	LF



Summary of each worse mode

Mode	Modulation	Ch.	Freq. (MHz)	Level (dBuV/m)	Limit (dBuV/m)	Margin (dB)	Pol.	Peak Avg.	Result	Remark
1	802.11a	1	5924.97	44.12	68.2	-24.08	H	Average	Pass	Band Edge
1	802.11a	1	11910.00	51.11	74.00	-22.89	H	Peak	Pass	Harmonic
2	802.11a	49	-	-	-	-	-	-	-	Band Edge
2	802.11a	49	12390.00	49.22	74.00	-24.78	V	Peak	Pass	Harmonic
3	802.11a	93	-	-	-	-	-	-	-	Band Edge
3	802.11a	93	12830.00	50.13	88.20	-38.07	V	Peak	Pass	Harmonic
4	802.11a	97	-	-	-	-	-	-	-	Band Edge
4	802.11a	97	12870.00	47.59	88.20	-40.61	V	Peak	Pass	Harmonic
5	802.11a	105	-	-	-	-	-	-	-	Band Edge
5	802.11a	105	12950.00	48.08	88.20	-40.12	V	Peak	Pass	Harmonic
6	802.11a	113	-	-	-	-	-	-	-	Band Edge
6	802.11a	113	13030.00	48.97	88.20	-39.23	V	Peak	Pass	Harmonic
7	802.11a	117	-	-	-	-	-	-	-	Band Edge
7	802.11a	117	13070.00	48.15	88.20	-40.05	V	Peak	Pass	Harmonic
8	802.11a	149	-	-	-	-	-	-	-	Band Edge
8	802.11a	149	13390.00	47.78	74.00	-26.22	H	Peak	Pass	Harmonic
9	802.11a	181	-	-	-	-	-	-	-	Band Edge
9	802.11a	181	13710.00	48.90	88.20	-39.30	H	Peak	Pass	Harmonic
10	802.11a	185	-	-	-	-	-	-	-	Band Edge
10	802.11a	185	13750.00	48.68	88.20	-39.52	V	Peak	Pass	Harmonic
11	802.11a	189	-	-	-	-	-	-	-	Band Edge
11	802.11a	189	13790.00	48.75	88.20	-39.45	H	Peak	Pass	Harmonic
12	802.11a	209	-	-	-	-	-	-	-	Band Edge
12	802.11a	209	13990.00	47.91	88.20	-40.29	V	Peak	Pass	Harmonic
13	802.11a	229	7251.06	41.1	54	-12.9	H	Average	Pass	Band Edge
13	802.11a	229	14190.00	49.82	88.20	-38.38	H	Peak	Pass	Harmonic
14	802.11a	233	7125	61.54	68.2	-6.66	H	Average	Pass	Band Edge
14	802.11a	233	14230.00	50.51	88.20	-37.69	H	Peak	Pass	Harmonic
15	802.11a	233	34.85	30.27	40	-9.73	H	Peak	Pass	LF
16	802.11a	1	5917.43	40.57	68.20	-27.63	H	AVERAGE	Pass	Band Edge
16	802.11a	1	11910.00	50.16	74.00	-23.84	V	Peak	Pass	Harmonic
17	802.11a	49	-	-	-	-	-	-	-	Band Edge
17	802.11a	49	12390.00	48.96	74.00	-25.04	V	Peak	Pass	Harmonic
18	802.11a	93	-	-	-	-	-	-	-	Band Edge
18	802.11a	93	12830.00	50.68	88.20	-37.52	V	Peak	Pass	Harmonic
19	802.11a	97	-	-	-	-	-	-	-	Band Edge
19	802.11a	97	12870.00	48.22	88.20	-39.98	V	Peak	Pass	Harmonic
20	802.11a	105	-	-	-	-	-	-	-	Band Edge
20	802.11a	105	12950.00	47.75	88.20	-40.45	V	Peak	Pass	Harmonic
21	802.11a	113	-	-	-	-	-	-	-	Band Edge



Mode	Modulation	Ch.	Freq. (MHz)	Level (dBuV/m)	Limit (dBuV/m)	Margin (dB)	Pol.	Peak Avg.	Result	Remark
21	802.11a	113	13030.00	48.75	88.20	-39.45	V	Peak	Pass	Harmonic
22	802.11a	117	-	-	-	-	-	-	-	Band Edge
22	802.11a	117	13070.00	47.62	88.20	-40.58	V	Peak	Pass	Harmonic
23	802.11a	149	-	-	-	-	-	-	-	Band Edge
23	802.11a	149	13390.00	47.33	74.00	-26.67	H	Peak	Pass	Harmonic
24	802.11a	181	-	-	-	-	-	-	-	Band Edge
24	802.11a	181	13710.00	48.25	88.20	-39.95	H	Peak	Pass	Harmonic
25	802.11a	185	-	-	-	-	-	-	-	Band Edge
25	802.11a	185	13750.00	48.06	88.20	-40.14	V	Peak	Pass	Harmonic
26	802.11a	189	-	-	-	-	-	-	-	Band Edge
26	802.11a	189	13790.00	47.35	88.20	-40.85	H	Peak	Pass	Harmonic
27	802.11a	209	-	-	-	-	-	-	-	Band Edge
27	802.11a	209	13990.00	47.25	88.20	-40.95	V	Peak	Pass	Harmonic
28	802.11a	229	7264.83	40.53	54.00	-13.47	H	AVERAGE	Pass	Band Edge
28	802.11a	229	14190.00	48.54	88.20	-39.66	H	Peak	Pass	Harmonic
29	802.11a	233	7125	49.52	68.2	-18.68	V	Average	Pass	Band Edge
29	802.11a	233	14230.00	48.27	88.20	-39.93	H	Peak	Pass	Harmonic
30	802.11ax HE20	1	5918.47	40.71	68.20	-27.49	H	AVERAGE	Pass	Band Edge
30	802.11ax HE20	1	11910.00	49.54	74.00	-24.46	V	Peak	Pass	Harmonic
31	802.11ax HE20	1	5918.34	40.49	68.20	-27.71	H	AVERAGE	Pass	Band Edge
31	802.11ax HE20	1	-	-	-	-	-	-	-	Harmonic
32	802.11ax HE20	1	5904.82	40.61	68.20	-27.59	H	AVERAGE	Pass	Band Edge
32	802.11ax HE20	1	-	-	-	-	-	-	-	Harmonic
33	802.11ax HE20	1	5907.03	40.52	68.20	-27.68	V	AVERAGE	Pass	Band Edge
33	802.11ax HE20	1	-	-	-	-	-	-	-	Harmonic
34	802.11ax HE20	49	-	-	-	-	-	-	-	Band Edge
34	802.11ax HE20	49	12390.00	48.16	74.00	-25.84	V	Peak	Pass	Harmonic
35	802.11ax HE20	93	-	-	-	-	-	-	-	Band Edge
35	802.11ax HE20	93	12830.00	50.44	88.20	-37.76	V	Peak	Pass	Harmonic
36	802.11ax HE40	3	5924.36	41.13	68.20	-27.07	H	AVERAGE	Pass	Band Edge
36	802.11ax HE40	3	11930.00	49.71	74.00	-24.29	H	Peak	Pass	Harmonic
37	802.11ax HE40	3	5912.36	40.53	68.20	-27.67	V	AVERAGE	Pass	Band Edge
37	802.11ax HE40	3	-	-	-	-	-	-	-	Harmonic
38	802.11ax HE40	51	-	-	-	-	-	-	-	Band Edge
38	802.11ax HE40	51	12410.00	48.57	74.00	-25.43	H	Peak	Pass	Harmonic
39	802.11ax HE40	91	-	-	-	-	-	-	-	Band Edge
39	802.11ax HE40	91	12810.00	48.01	88.20	-40.19	V	Peak	Pass	Harmonic
40	802.11ax HE80	7	5924.84	44.17	68.20	-24.03	H	AVERAGE	Pass	Band Edge
40	802.11ax HE80	7	17955.00	50.57	74.00	-23.43	H	Peak	Pass	Harmonic
41	802.11ax HE80	7	5921.96	41.14	68.20	-27.06	H	AVERAGE	Pass	Band Edge
41	802.11ax HE80	7	-	-	-	-	-	-	-	Harmonic



Mode	Modulation	Ch.	Freq. (MHz)	Level (dBuV/m)	Limit (dBuV/m)	Margin (dB)	Pol.	Peak Avg.	Result	Remark
42	802.11ax HE80	55	-	-	-	-	-	-	-	Band Edge
42	802.11ax HE80	55	12450.00	48.73	74.00	-25.27	V	Peak	Pass	Harmonic
43	802.11ax HE80	87	-	-	-	-	-	-	-	Band Edge
43	802.11ax HE80	87	12770.00	48.15	88.20	-40.05	H	Peak	Pass	Harmonic
44	802.11ax HE20	97	-	-	-	-	-	-	-	Band Edge
44	802.11ax HE20	97	12870.00	47.86	88.20	-40.34	H	Peak	Pass	Harmonic
45	802.11ax HE20	105	-	-	-	-	-	-	-	Band Edge
45	802.11ax HE20	105	12950.00	49.79	88.20	-38.41	V	Peak	Pass	Harmonic
46	802.11ax HE20	113	-	-	-	-	-	-	-	Band Edge
46	802.11ax HE20	113	13030.00	47.80	88.20	-40.40	H	Peak	Pass	Harmonic
47	802.11ax HE40	99	-	-	-	-	-	-	-	Band Edge
47	802.11ax HE40	99	12890.00	47.79	88.20	-40.41	H	Peak	Pass	Harmonic
48	802.11ax HE40	107	-	-	-	-	-	-	-	Band Edge
48	802.11ax HE40	107	12970.00	47.98	88.20	-40.22	V	Peak	Pass	Harmonic
49	802.11ax HE40	115	-	-	-	-	-	-	-	Band Edge
49	802.11ax HE40	115	13050.00	47.80	88.20	-40.40	H	Peak	Pass	Harmonic
50	802.11ax HE80	103	-	-	-	-	-	-	-	Band Edge
50	802.11ax HE80	103	12930.00	47.74	88.20	-40.46	H	Peak	Pass	Harmonic
51	802.11ax HE80	119	-	-	-	-	-	-	-	Band Edge
51	802.11ax HE80	119	13010	48.35	88.2	-39.85	H	Peak	Pass	Harmonic
52	802.11ax HE20	117	-	-	-	-	-	-	-	Band Edge
52	802.11ax HE20	117	13070.00	48.15	88.20	-40.05	V	Peak	Pass	Harmonic
53	802.11ax HE20	149	-	-	-	-	-	-	-	Band Edge
53	802.11ax HE20	149	13390.00	47.98	74.00	-26.02	H	Peak	Pass	Harmonic
54	802.11ax HE20	181	-	-	-	-	-	-	-	Band Edge
54	802.11ax HE20	181	13710.00	47.53	88.20	-40.67	H	Peak	Pass	Harmonic
55	802.11ax HE20	185	-	-	-	-	-	-	-	Band Edge
55	802.11ax HE20	185	13750.00	48.76	88.20	-39.44	H	Peak	Pass	Harmonic
56	802.11ax HE40	123	-	-	-	-	-	-	-	Band Edge
56	802.11ax HE40	123	13130.00	49.18	88.20	-39.02	V	Peak	Pass	Harmonic
57	802.11ax HE40	147	-	-	-	-	-	-	-	Band Edge
57	802.11ax HE40	147	13370.00	47.78	74.00	-26.22	H	Peak	Pass	Harmonic
58	802.11ax HE40	179	-	-	-	-	-	-	-	Band Edge
58	802.11ax HE40	179	13690.00	48.37	88.20	-39.83	H	Peak	Pass	Harmonic
59	802.11ax HE40	187	-	-	-	-	-	-	-	Band Edge
59	802.11ax HE40	187	13770.00	48.64	88.20	-39.56	H	Peak	Pass	Harmonic
60	802.11ax HE80	135	-	-	-	-	-	-	-	Band Edge
60	802.11ax HE80	135	13248	47.71	88.2	-40.49	H	Peak	Pass	Harmonic
61	802.11ax HE80	151	-	-	-	-	-	-	-	Band Edge
61	802.11ax HE80	151	13410.00	46.86	88.20	-41.34	V	Peak	Pass	Harmonic
62	802.11ax HE80	167	-	-	-	-	-	-	-	Band Edge



Mode	Modulation	Ch.	Freq. (MHz)	Level (dBuV/m)	Limit (dBuV/m)	Margin (dB)	Pol.	Peak Avg.	Result	Remark
62	802.11ax HE80	167	13570.00	49.02	88.20	-39.18	H	Peak	Pass	Harmonic
63	802.11ax HE80	183	-	-	-	-	-	-	-	Band Edge
63	802.11ax HE80	183	13730.00	47.96	88.20	-40.24	H	Peak	Pass	Harmonic
64	802.11ax HE20	189	-	-	-	-	-	-	-	Band Edge
64	802.11ax HE20	189	13790.00	48.72	88.20	-39.48	V	Peak	Pass	Harmonic
65	802.11ax HE20	209	-	-	-	-	-	-	-	Band Edge
65	802.11ax HE20	209	13990.00	47.62	88.20	-40.58	V	Peak	Pass	Harmonic
66	802.11ax HE20	229	7266.87	41.03	54.00	-12.97	H	AVERAGE	Pass	Band Edge
66	802.11ax HE20	229	14190.00	49.20	88.20	-39.00	V	Peak	Pass	Harmonic
67	802.11ax HE20	229	7269.42	41.12	54.00	-12.88	V	AVERAGE	Pass	Band Edge
67	802.11ax HE20	229	14190.00	48.60	88.20	-39.60	H	Peak	Pass	Harmonic
68	802.11ax HE20	229	7331.39	41.06	54.00	-12.94	V	AVERAGE	Pass	Band Edge
68	802.11ax HE20	229	-	-	-	-	-	-	-	Harmonic
69	802.11ax HE20	229	7263.81	40.49	54.00	-13.51	H	AVERAGE	Pass	Band Edge
69	802.11ax HE20	229	-	-	-	-	-	-	-	Harmonic
70	802.11ax HE20	233	7125	47.46	68.2	-20.74	H	Average	Pass	Band Edge
70	802.11ax HE20	233	14230.00	47.89	88.20	-40.31	V	Peak	Pass	Harmonic
71	802.11ax HE20	233	7125	48.31	68.2	-19.89	H	Average	Pass	Band Edge
71	802.11ax HE20	233	-	-	-	-	-	-	-	Harmonic
72	802.11ax HE20	233	7330.94	32.32	54.00	-21.68	H	Average	Pass	Band Edge
72	802.11ax HE20	233	-	-	-	-	-	-	-	Harmonic
73	802.11ax HE20	233	7125	48.5	68.2	-19.35	H	Average	Pass	Band Edge
73	802.11ax HE20	233	-	-	-	-	-	-	-	Harmonic
74	802.11ax HE40	195	-	-	-	-	-	-	-	Band Edge
74	802.11ax HE40	195	13850.00	48.24	88.20	-39.96	V	Peak	Pass	Harmonic
75	802.11ax HE40	211	-	-	-	-	-	-	-	Band Edge
75	802.11ax HE40	211	14010.00	48.40	88.20	-39.80	V	Peak	Pass	Harmonic
76	802.11ax HE40	227	7262.29	40.54	54.00	-13.46	V	AVERAGE	Pass	Band Edge
76	802.11ax HE40	227	14170.00	48.28	88.20	-39.92	H	Peak	Pass	Harmonic
77	802.11ax HE40	227	7263.35	40.46	54.00	-13.54	H	AVERAGE	Pass	Band Edge
77	802.11ax HE40	227	-	-	-	-	-	-	-	Harmonic
78	802.11ax HE80	199	-	-	-	-	-	-	-	Band Edge
78	802.11ax HE80	199	13890.00	47.80	88.20	-40.40	H	Peak	Pass	Harmonic
79	802.11ax HE80	215	7328.88	41.01	54.00	-12.99	H	AVERAGE	Pass	Band Edge
79	802.11ax HE80	215	14050.00	47.97	88.20	-40.23	V	Peak	Pass	Harmonic
80	802.11ax HE80	215	7250.55	41.08	54.00	-12.92	H	AVERAGE	Pass	Band Edge
80	802.11ax HE80	215	-	-	-	-	-	-	-	Harmonic
81	802.11ax HE20	229	34.85-	30.57	40	-9.43	H	Peak	Pass	LF



	1																																																																							
Mode	Band Edge																																																																							
	U-NII-5_5.925-6.425_802.11a_CH1_5955MHz																																																																							
ANT	0																																																																							
Pol.	Horizontal	Fundamental																																																																						
Peak	<p>Date: 2023-10-14</p> <table border="1"> <thead> <tr> <th>Limit</th> <th>Read</th> <th>Ant</th> <th>Cable</th> <th>Preamp</th> <th>APos</th> <th>TPos</th> <th>Remark</th> </tr> <tr> <th>Freq</th> <th>Level</th> <th>Line Margin</th> <th>Level Factor</th> <th>Loss Factor</th> <th></th> <th></th> <th></th> </tr> <tr> <th>MHz</th> <th>dBuV/m</th> <th>dBuV/m</th> <th>dB</th> <th>dBuV</th> <th>dB/m</th> <th>dB</th> <th>dB</th> </tr> </thead> <tbody> <tr> <td>1 5904.95</td> <td>53.62</td> <td>88.20</td> <td>-34.58</td> <td>42.78</td> <td>35.35</td> <td>8.81</td> <td>33.32</td> <td>296</td> <td>297</td> <td>PEAK</td> </tr> </tbody> </table>	Limit	Read	Ant	Cable	Preamp	APos	TPos	Remark	Freq	Level	Line Margin	Level Factor	Loss Factor				MHz	dBuV/m	dBuV/m	dB	dBuV	dB/m	dB	dB	1 5904.95	53.62	88.20	-34.58	42.78	35.35	8.81	33.32	296	297	PEAK	<p>Date: 2023-10-14</p> <table border="1"> <thead> <tr> <th>Limit</th> <th>Read</th> <th>Ant</th> <th>Cable</th> <th>Preamp</th> <th>APos</th> <th>TPos</th> <th>Remark</th> </tr> <tr> <th>Freq</th> <th>Level</th> <th>Line Margin</th> <th>Level Factor</th> <th>Loss Factor</th> <th></th> <th></th> <th></th> </tr> <tr> <th>MHz</th> <th>dBuV/m</th> <th>dBuV/m</th> <th>dB</th> <th>dBuV</th> <th>dB/m</th> <th>dB</th> <th>dB</th> </tr> </thead> <tbody> <tr> <td>1 5955.00</td> <td>103.41</td> <td>-----</td> <td>-----</td> <td>92.53</td> <td>35.43</td> <td>8.76</td> <td>33.31</td> <td>296</td> <td>297</td> <td>PEAK</td> </tr> </tbody> </table>	Limit	Read	Ant	Cable	Preamp	APos	TPos	Remark	Freq	Level	Line Margin	Level Factor	Loss Factor				MHz	dBuV/m	dBuV/m	dB	dBuV	dB/m	dB	dB	1 5955.00	103.41	-----	-----	92.53	35.43	8.76	33.31	296	297	PEAK
Limit	Read	Ant	Cable	Preamp	APos	TPos	Remark																																																																	
Freq	Level	Line Margin	Level Factor	Loss Factor																																																																				
MHz	dBuV/m	dBuV/m	dB	dBuV	dB/m	dB	dB																																																																	
1 5904.95	53.62	88.20	-34.58	42.78	35.35	8.81	33.32	296	297	PEAK																																																														
Limit	Read	Ant	Cable	Preamp	APos	TPos	Remark																																																																	
Freq	Level	Line Margin	Level Factor	Loss Factor																																																																				
MHz	dBuV/m	dBuV/m	dB	dBuV	dB/m	dB	dB																																																																	
1 5955.00	103.41	-----	-----	92.53	35.43	8.76	33.31	296	297	PEAK																																																														
Avg	<p>Date: 2023-10-14</p> <table border="1"> <thead> <tr> <th>Limit</th> <th>Read</th> <th>Ant</th> <th>Cable</th> <th>Preamp</th> <th>APos</th> <th>TPos</th> <th>Remark</th> </tr> <tr> <th>Freq</th> <th>Level</th> <th>Line Margin</th> <th>Level Factor</th> <th>Loss Factor</th> <th></th> <th></th> <th></th> </tr> <tr> <th>MHz</th> <th>dBuV/m</th> <th>dBuV/m</th> <th>dB</th> <th>dBuV</th> <th>dB/m</th> <th>dB</th> <th>dB</th> </tr> </thead> <tbody> <tr> <td>1 5924.97</td> <td>44.12</td> <td>68.20</td> <td>-24.08</td> <td>33.27</td> <td>35.38</td> <td>8.79</td> <td>33.32</td> <td>296</td> <td>297</td> <td>AVERAGE</td> </tr> </tbody> </table>	Limit	Read	Ant	Cable	Preamp	APos	TPos	Remark	Freq	Level	Line Margin	Level Factor	Loss Factor				MHz	dBuV/m	dBuV/m	dB	dBuV	dB/m	dB	dB	1 5924.97	44.12	68.20	-24.08	33.27	35.38	8.79	33.32	296	297	AVERAGE	<p>Date: 2023-10-14</p> <table border="1"> <thead> <tr> <th>Limit</th> <th>Read</th> <th>Ant</th> <th>Cable</th> <th>Preamp</th> <th>APos</th> <th>TPos</th> <th>Remark</th> </tr> <tr> <th>Freq</th> <th>Level</th> <th>Line Margin</th> <th>Level Factor</th> <th>Loss Factor</th> <th></th> <th></th> <th></th> </tr> <tr> <th>MHz</th> <th>dBuV/m</th> <th>dBuV/m</th> <th>dB</th> <th>dBuV</th> <th>dB/m</th> <th>dB</th> <th>dB</th> </tr> </thead> <tbody> <tr> <td>1 5955.00</td> <td>96.94</td> <td>-----</td> <td>-----</td> <td>86.06</td> <td>35.43</td> <td>8.76</td> <td>33.31</td> <td>296</td> <td>297</td> <td>AVERAGE</td> </tr> </tbody> </table>	Limit	Read	Ant	Cable	Preamp	APos	TPos	Remark	Freq	Level	Line Margin	Level Factor	Loss Factor				MHz	dBuV/m	dBuV/m	dB	dBuV	dB/m	dB	dB	1 5955.00	96.94	-----	-----	86.06	35.43	8.76	33.31	296	297	AVERAGE
Limit	Read	Ant	Cable	Preamp	APos	TPos	Remark																																																																	
Freq	Level	Line Margin	Level Factor	Loss Factor																																																																				
MHz	dBuV/m	dBuV/m	dB	dBuV	dB/m	dB	dB																																																																	
1 5924.97	44.12	68.20	-24.08	33.27	35.38	8.79	33.32	296	297	AVERAGE																																																														
Limit	Read	Ant	Cable	Preamp	APos	TPos	Remark																																																																	
Freq	Level	Line Margin	Level Factor	Loss Factor																																																																				
MHz	dBuV/m	dBuV/m	dB	dBuV	dB/m	dB	dB																																																																	
1 5955.00	96.94	-----	-----	86.06	35.43	8.76	33.31	296	297	AVERAGE																																																														



Mode	1																																																																									
	Band Edge																																																																									
	U-NII-5_5.925-6.425_802.11a_CH1_5955MHz																																																																									
ANT	0																																																																									
Pol.	Vertical	Fundamental																																																																								
Peak	<p style="text-align: right;">Date: 2023-10-14</p> <table border="1"> <thead> <tr> <th>Limit</th> <th>Read</th> <th>Ant</th> <th>Cable</th> <th>Preamp</th> <th>APos</th> <th>TPos</th> <th>Remark</th> </tr> <tr> <th>Freq</th> <th>Level</th> <th>Line Margin</th> <th>Level Factor</th> <th>Loss Factor</th> <th></th> <th></th> <th></th> </tr> <tr> <th>MHz</th> <th>dBuV/m</th> <th>dBuV/m</th> <th>dB</th> <th>dBuV</th> <th>dB/m</th> <th>dB</th> <th>dB</th> </tr> </thead> <tbody> <tr> <td>1</td> <td>5912.49</td> <td>51.85</td> <td>88.20</td> <td>-36.35</td> <td>41.01</td> <td>35.36</td> <td>8.80</td> <td>33.32</td> <td>173</td> <td>0</td> <td>PEAK</td> </tr> </tbody> </table>	Limit	Read	Ant	Cable	Preamp	APos	TPos	Remark	Freq	Level	Line Margin	Level Factor	Loss Factor				MHz	dBuV/m	dBuV/m	dB	dBuV	dB/m	dB	dB	1	5912.49	51.85	88.20	-36.35	41.01	35.36	8.80	33.32	173	0	PEAK	<p style="text-align: right;">Date: 2023-10-14</p> <table border="1"> <thead> <tr> <th>Limit</th> <th>Read</th> <th>Ant</th> <th>Cable</th> <th>Preamp</th> <th>APos</th> <th>TPos</th> <th>Remark</th> </tr> <tr> <th>Freq</th> <th>Level</th> <th>Line Margin</th> <th>Level Factor</th> <th>Loss Factor</th> <th></th> <th></th> <th></th> </tr> <tr> <th>MHz</th> <th>dBuV/m</th> <th>dBuV/m</th> <th>dB</th> <th>dBuV</th> <th>dB/m</th> <th>dB</th> <th>dB</th> </tr> </thead> <tbody> <tr> <td>1</td> <td>5955.00</td> <td>98.92</td> <td>-----</td> <td>-----</td> <td>88.04</td> <td>35.43</td> <td>8.76</td> <td>33.31</td> <td>173</td> <td>0</td> <td>PEAK</td> </tr> </tbody> </table>	Limit	Read	Ant	Cable	Preamp	APos	TPos	Remark	Freq	Level	Line Margin	Level Factor	Loss Factor				MHz	dBuV/m	dBuV/m	dB	dBuV	dB/m	dB	dB	1	5955.00	98.92	-----	-----	88.04	35.43	8.76	33.31	173	0	PEAK
	Limit	Read	Ant	Cable	Preamp	APos	TPos	Remark																																																																		
Freq	Level	Line Margin	Level Factor	Loss Factor																																																																						
MHz	dBuV/m	dBuV/m	dB	dBuV	dB/m	dB	dB																																																																			
1	5912.49	51.85	88.20	-36.35	41.01	35.36	8.80	33.32	173	0	PEAK																																																															
Limit	Read	Ant	Cable	Preamp	APos	TPos	Remark																																																																			
Freq	Level	Line Margin	Level Factor	Loss Factor																																																																						
MHz	dBuV/m	dBuV/m	dB	dBuV	dB/m	dB	dB																																																																			
1	5955.00	98.92	-----	-----	88.04	35.43	8.76	33.31	173	0	PEAK																																																															
Avg	<p style="text-align: right;">Date: 2023-10-14</p> <table border="1"> <thead> <tr> <th>Limit</th> <th>Read</th> <th>Ant</th> <th>Cable</th> <th>Preamp</th> <th>APos</th> <th>TPos</th> <th>Remark</th> </tr> <tr> <th>Freq</th> <th>Level</th> <th>Line Margin</th> <th>Level Factor</th> <th>Loss Factor</th> <th></th> <th></th> <th></th> </tr> <tr> <th>MHz</th> <th>dBuV/m</th> <th>dBuV/m</th> <th>dB</th> <th>dBuV</th> <th>dB/m</th> <th>dB</th> <th>dB</th> </tr> </thead> <tbody> <tr> <td>1</td> <td>5923.93</td> <td>41.57</td> <td>68.20</td> <td>-26.63</td> <td>30.72</td> <td>35.38</td> <td>8.79</td> <td>33.32</td> <td>173</td> <td>0</td> <td>AVERAGE</td> </tr> </tbody> </table>	Limit	Read	Ant	Cable	Preamp	APos	TPos	Remark	Freq	Level	Line Margin	Level Factor	Loss Factor				MHz	dBuV/m	dBuV/m	dB	dBuV	dB/m	dB	dB	1	5923.93	41.57	68.20	-26.63	30.72	35.38	8.79	33.32	173	0	AVERAGE	<p style="text-align: right;">Date: 2023-10-14</p> <table border="1"> <thead> <tr> <th>Limit</th> <th>Read</th> <th>Ant</th> <th>Cable</th> <th>Preamp</th> <th>APos</th> <th>TPos</th> <th>Remark</th> </tr> <tr> <th>Freq</th> <th>Level</th> <th>Line Margin</th> <th>Level Factor</th> <th>Loss Factor</th> <th></th> <th></th> <th></th> </tr> <tr> <th>MHz</th> <th>dBuV/m</th> <th>dBuV/m</th> <th>dB</th> <th>dBuV</th> <th>dB/m</th> <th>dB</th> <th>dB</th> </tr> </thead> <tbody> <tr> <td>1</td> <td>5955.00</td> <td>92.96</td> <td>-----</td> <td>-----</td> <td>82.08</td> <td>35.43</td> <td>8.76</td> <td>33.31</td> <td>173</td> <td>0</td> <td>AVERAGE</td> </tr> </tbody> </table>	Limit	Read	Ant	Cable	Preamp	APos	TPos	Remark	Freq	Level	Line Margin	Level Factor	Loss Factor				MHz	dBuV/m	dBuV/m	dB	dBuV	dB/m	dB	dB	1	5955.00	92.96	-----	-----	82.08	35.43	8.76	33.31	173	0	AVERAGE
	Limit	Read	Ant	Cable	Preamp	APos	TPos	Remark																																																																		
Freq	Level	Line Margin	Level Factor	Loss Factor																																																																						
MHz	dBuV/m	dBuV/m	dB	dBuV	dB/m	dB	dB																																																																			
1	5923.93	41.57	68.20	-26.63	30.72	35.38	8.79	33.32	173	0	AVERAGE																																																															
Limit	Read	Ant	Cable	Preamp	APos	TPos	Remark																																																																			
Freq	Level	Line Margin	Level Factor	Loss Factor																																																																						
MHz	dBuV/m	dBuV/m	dB	dBuV	dB/m	dB	dB																																																																			
1	5955.00	92.96	-----	-----	82.08	35.43	8.76	33.31	173	0	AVERAGE																																																															



Mode	1																																																																																																
	Harmonic																																																																																																
	U-NII-5_5.925-6.425_802.11a_CH1_5955MHz																																																																																																
ANT	0																																																																																																
Pol.	Horizontal	Vertical																																																																																															
Peak Avg																																																																																																	
	<table border="1"> <thead> <tr> <th></th> <th>Limit</th> <th>Read</th> <th>Ant</th> <th>Cable</th> <th>Preamp</th> <th>APos</th> <th>TPos</th> <th></th> </tr> <tr> <th>Freq</th> <th>Level</th> <th>Line Margin</th> <th>Level</th> <th>Factor</th> <th>Loss Factor</th> <th></th> <th></th> <th>Remark</th> </tr> <tr> <th>MHz</th> <th>dBuV/m</th> <th>dBuV/m</th> <th>dB</th> <th>dBuV</th> <th>dB/m</th> <th>dB</th> <th>dB</th> <th>cm</th> <th>deg</th> </tr> </thead> <tbody> <tr> <td>1</td> <td>11910.00</td> <td>51.11</td> <td>74.00</td> <td>-22.89</td> <td>50.41</td> <td>39.09</td> <td>11.66</td> <td>50.05</td> <td>-- -- Peak</td> </tr> <tr> <td>2</td> <td>17865.00</td> <td>49.81</td> <td>74.00</td> <td>-24.19</td> <td>47.07</td> <td>41.55</td> <td>13.31</td> <td>52.12</td> <td>-- -- Peak</td> </tr> </tbody> </table>		Limit	Read	Ant	Cable	Preamp	APos	TPos		Freq	Level	Line Margin	Level	Factor	Loss Factor			Remark	MHz	dBuV/m	dBuV/m	dB	dBuV	dB/m	dB	dB	cm	deg	1	11910.00	51.11	74.00	-22.89	50.41	39.09	11.66	50.05	-- -- Peak	2	17865.00	49.81	74.00	-24.19	47.07	41.55	13.31	52.12	-- -- Peak	<table border="1"> <thead> <tr> <th></th> <th>Limit</th> <th>Read</th> <th>Ant</th> <th>Cable</th> <th>Preamp</th> <th>APos</th> <th>TPos</th> <th></th> </tr> <tr> <th>Freq</th> <th>Level</th> <th>Line Margin</th> <th>Level</th> <th>Factor</th> <th>Loss Factor</th> <th></th> <th></th> <th>Remark</th> </tr> <tr> <th>MHz</th> <th>dBuV/m</th> <th>dBuV/m</th> <th>dB</th> <th>dBuV</th> <th>dB/m</th> <th>dB</th> <th>dB</th> <th>cm</th> <th>deg</th> </tr> </thead> <tbody> <tr> <td>1</td> <td>11910.00</td> <td>50.62</td> <td>74.00</td> <td>-23.38</td> <td>49.92</td> <td>39.09</td> <td>11.66</td> <td>50.05</td> <td>-- -- Peak</td> </tr> <tr> <td>2</td> <td>17865.00</td> <td>49.60</td> <td>74.00</td> <td>-24.40</td> <td>46.86</td> <td>41.55</td> <td>13.31</td> <td>52.12</td> <td>-- -- Peak</td> </tr> </tbody> </table>		Limit	Read	Ant	Cable	Preamp	APos	TPos		Freq	Level	Line Margin	Level	Factor	Loss Factor			Remark	MHz	dBuV/m	dBuV/m	dB	dBuV	dB/m	dB	dB	cm	deg	1	11910.00	50.62	74.00	-23.38	49.92	39.09	11.66	50.05	-- -- Peak	2	17865.00	49.60	74.00	-24.40	46.86	41.55	13.31	52.12
	Limit	Read	Ant	Cable	Preamp	APos	TPos																																																																																										
Freq	Level	Line Margin	Level	Factor	Loss Factor			Remark																																																																																									
MHz	dBuV/m	dBuV/m	dB	dBuV	dB/m	dB	dB	cm	deg																																																																																								
1	11910.00	51.11	74.00	-22.89	50.41	39.09	11.66	50.05	-- -- Peak																																																																																								
2	17865.00	49.81	74.00	-24.19	47.07	41.55	13.31	52.12	-- -- Peak																																																																																								
	Limit	Read	Ant	Cable	Preamp	APos	TPos																																																																																										
Freq	Level	Line Margin	Level	Factor	Loss Factor			Remark																																																																																									
MHz	dBuV/m	dBuV/m	dB	dBuV	dB/m	dB	dB	cm	deg																																																																																								
1	11910.00	50.62	74.00	-23.38	49.92	39.09	11.66	50.05	-- -- Peak																																																																																								
2	17865.00	49.60	74.00	-24.40	46.86	41.55	13.31	52.12	-- -- Peak																																																																																								



Mode	2																																																																			
	Harmonic																																																																			
	U-NII-5_5.925-6.425_802.11a_CH49_6195MHZ																																																																			
ANT	0																																																																			
Pol.	Horizontal	Vertical																																																																		
Peak Avg	<table border="1"> <thead> <tr> <th>Limit</th> <th>Read</th> <th>Ant</th> <th>Cable</th> <th>Preamp</th> <th>APos</th> <th>TPos</th> <th>Remark</th> </tr> <tr> <th>Freq</th> <th>Level</th> <th>Line Margin</th> <th>Level Factor</th> <th>Loss Factor</th> <th></th> <th></th> <th></th> </tr> <tr> <th>MHz</th> <th>dBuV/m</th> <th>dBuV/m</th> <th>dB</th> <th>dBuV</th> <th>dB/m</th> <th>dB</th> <th>dB</th> </tr> </thead> <tbody> <tr> <td>1 12390.00</td> <td>48.29</td> <td>74.00</td> <td>-25.71</td> <td>49.01</td> <td>39.36</td> <td>11.78</td> <td>51.86</td> <td>-- -- Peak</td> </tr> </tbody> </table>	Limit	Read	Ant	Cable	Preamp	APos	TPos	Remark	Freq	Level	Line Margin	Level Factor	Loss Factor				MHz	dBuV/m	dBuV/m	dB	dBuV	dB/m	dB	dB	1 12390.00	48.29	74.00	-25.71	49.01	39.36	11.78	51.86	-- -- Peak	<table border="1"> <thead> <tr> <th>Limit</th> <th>Read</th> <th>Ant</th> <th>Cable</th> <th>Preamp</th> <th>APos</th> <th>TPos</th> <th>Remark</th> </tr> <tr> <th>Freq</th> <th>Level</th> <th>Line Margin</th> <th>Level Factor</th> <th>Loss Factor</th> <th></th> <th></th> <th></th> </tr> <tr> <th>MHz</th> <th>dBuV/m</th> <th>dBuV/m</th> <th>dB</th> <th>dBuV</th> <th>dB/m</th> <th>dB</th> <th>dB</th> </tr> </thead> <tbody> <tr> <td>1 12390.00</td> <td>49.22</td> <td>74.00</td> <td>-24.78</td> <td>49.94</td> <td>39.36</td> <td>11.78</td> <td>51.86</td> <td>-- -- Peak</td> </tr> </tbody> </table>	Limit	Read	Ant	Cable	Preamp	APos	TPos	Remark	Freq	Level	Line Margin	Level Factor	Loss Factor				MHz	dBuV/m	dBuV/m	dB	dBuV	dB/m	dB	dB	1 12390.00	49.22	74.00	-24.78	49.94	39.36	11.78	51.86	-- -- Peak
	Limit	Read	Ant	Cable	Preamp	APos	TPos	Remark																																																												
Freq	Level	Line Margin	Level Factor	Loss Factor																																																																
MHz	dBuV/m	dBuV/m	dB	dBuV	dB/m	dB	dB																																																													
1 12390.00	48.29	74.00	-25.71	49.01	39.36	11.78	51.86	-- -- Peak																																																												
Limit	Read	Ant	Cable	Preamp	APos	TPos	Remark																																																													
Freq	Level	Line Margin	Level Factor	Loss Factor																																																																
MHz	dBuV/m	dBuV/m	dB	dBuV	dB/m	dB	dB																																																													
1 12390.00	49.22	74.00	-24.78	49.94	39.36	11.78	51.86	-- -- Peak																																																												



Mode	3																																																																						
	Harmonic																																																																						
	U-NII-5_5.925-6.425_802.11a_CH93_6415MHz																																																																						
ANT	0																																																																						
Pol.	Horizontal	Vertical																																																																					
Peak Avg																																																																							
	<table border="1"> <thead> <tr> <th>Limit</th> <th>Read</th> <th>Ant</th> <th>Cable</th> <th>Preamp</th> <th>APos</th> <th>TPos</th> <th>Remark</th> </tr> <tr> <th>Freq</th> <th>Level</th> <th>Line Margin</th> <th>Level Factor</th> <th>Loss Factor</th> <th></th> <th></th> <th></th> </tr> <tr> <th>MHz</th> <th>dBuV/m</th> <th>dBuV/m</th> <th>dB</th> <th>dBuV</th> <th>dB/m</th> <th>dB</th> <th>cm</th> <th>deg</th> </tr> </thead> <tbody> <tr> <td>1 12830.00</td> <td>49.92</td> <td>88.20</td> <td>-38.28</td> <td>50.68</td> <td>39.47</td> <td>11.87</td> <td>52.10</td> <td>--</td> <td>Peak</td> </tr> </tbody> </table>	Limit	Read	Ant	Cable	Preamp	APos	TPos	Remark	Freq	Level	Line Margin	Level Factor	Loss Factor				MHz	dBuV/m	dBuV/m	dB	dBuV	dB/m	dB	cm	deg	1 12830.00	49.92	88.20	-38.28	50.68	39.47	11.87	52.10	--	Peak	<table border="1"> <thead> <tr> <th>Limit</th> <th>Read</th> <th>Ant</th> <th>Cable</th> <th>Preamp</th> <th>APos</th> <th>TPos</th> <th>Remark</th> </tr> <tr> <th>Freq</th> <th>Level</th> <th>Line Margin</th> <th>Level Factor</th> <th>Loss Factor</th> <th></th> <th></th> <th></th> </tr> <tr> <th>MHz</th> <th>dBuV/m</th> <th>dBuV/m</th> <th>dB</th> <th>dBuV</th> <th>dB/m</th> <th>dB</th> <th>cm</th> <th>deg</th> </tr> </thead> <tbody> <tr> <td>1 12830.00</td> <td>50.13</td> <td>88.20</td> <td>-38.07</td> <td>50.89</td> <td>39.47</td> <td>11.87</td> <td>52.10</td> <td>--</td> <td>Peak</td> </tr> </tbody> </table>	Limit	Read	Ant	Cable	Preamp	APos	TPos	Remark	Freq	Level	Line Margin	Level Factor	Loss Factor				MHz	dBuV/m	dBuV/m	dB	dBuV	dB/m	dB	cm	deg	1 12830.00	50.13	88.20	-38.07	50.89	39.47	11.87	52.10	--
Limit	Read	Ant	Cable	Preamp	APos	TPos	Remark																																																																
Freq	Level	Line Margin	Level Factor	Loss Factor																																																																			
MHz	dBuV/m	dBuV/m	dB	dBuV	dB/m	dB	cm	deg																																																															
1 12830.00	49.92	88.20	-38.28	50.68	39.47	11.87	52.10	--	Peak																																																														
Limit	Read	Ant	Cable	Preamp	APos	TPos	Remark																																																																
Freq	Level	Line Margin	Level Factor	Loss Factor																																																																			
MHz	dBuV/m	dBuV/m	dB	dBuV	dB/m	dB	cm	deg																																																															
1 12830.00	50.13	88.20	-38.07	50.89	39.47	11.87	52.10	--	Peak																																																														



Mode	4																																																																				
	Harmonic																																																																				
	U-NII-6_6.425-6.525_802.11a_CH97_6435MHz																																																																				
ANT	0																																																																				
Pol.	Horizontal	Vertical																																																																			
Peak Avg																																																																					
	<table border="1"> <thead> <tr> <th>Limit</th> <th>Read</th> <th>Ant</th> <th>Cable</th> <th>Preamp</th> <th>APos</th> <th>TPos</th> <th>Remark</th> </tr> <tr> <th>Freq</th> <th>Level</th> <th>Line Margin</th> <th>Level Factor</th> <th>Loss Factor</th> <th></th> <th></th> <th></th> </tr> <tr> <th>MHz</th> <th>dBuV/m</th> <th>dBuV/m</th> <th>dB</th> <th>dBuV</th> <th>dB/m</th> <th>dB</th> <th>cm</th> <th>deg</th> </tr> </thead> <tbody> <tr> <td>1 12870.00</td> <td>47.36</td> <td>88.20</td> <td>-40.84</td> <td>53.82</td> <td>39.47</td> <td>11.88</td> <td>57.81</td> <td>-- -- Peak</td> </tr> </tbody> </table>	Limit	Read	Ant	Cable	Preamp	APos	TPos	Remark	Freq	Level	Line Margin	Level Factor	Loss Factor				MHz	dBuV/m	dBuV/m	dB	dBuV	dB/m	dB	cm	deg	1 12870.00	47.36	88.20	-40.84	53.82	39.47	11.88	57.81	-- -- Peak	<table border="1"> <thead> <tr> <th>Limit</th> <th>Read</th> <th>Ant</th> <th>Cable</th> <th>Preamp</th> <th>APos</th> <th>TPos</th> <th>Remark</th> </tr> <tr> <th>Freq</th> <th>Level</th> <th>Line Margin</th> <th>Level Factor</th> <th>Loss Factor</th> <th></th> <th></th> <th></th> </tr> <tr> <th>MHz</th> <th>dBuV/m</th> <th>dBuV/m</th> <th>dB</th> <th>dBuV</th> <th>dB/m</th> <th>dB</th> <th>cm</th> <th>deg</th> </tr> </thead> <tbody> <tr> <td>1 12870.00</td> <td>47.59</td> <td>88.20</td> <td>-40.61</td> <td>54.05</td> <td>39.47</td> <td>11.88</td> <td>57.81</td> <td>-- -- Peak</td> </tr> </tbody> </table>	Limit	Read	Ant	Cable	Preamp	APos	TPos	Remark	Freq	Level	Line Margin	Level Factor	Loss Factor				MHz	dBuV/m	dBuV/m	dB	dBuV	dB/m	dB	cm	deg	1 12870.00	47.59	88.20	-40.61	54.05	39.47	11.88	57.81
Limit	Read	Ant	Cable	Preamp	APos	TPos	Remark																																																														
Freq	Level	Line Margin	Level Factor	Loss Factor																																																																	
MHz	dBuV/m	dBuV/m	dB	dBuV	dB/m	dB	cm	deg																																																													
1 12870.00	47.36	88.20	-40.84	53.82	39.47	11.88	57.81	-- -- Peak																																																													
Limit	Read	Ant	Cable	Preamp	APos	TPos	Remark																																																														
Freq	Level	Line Margin	Level Factor	Loss Factor																																																																	
MHz	dBuV/m	dBuV/m	dB	dBuV	dB/m	dB	cm	deg																																																													
1 12870.00	47.59	88.20	-40.61	54.05	39.47	11.88	57.81	-- -- Peak																																																													



Mode	5																																																																						
	Harmonic																																																																						
	U-NII-6_6.425-6.525_802.11a_CH105_6475MHz																																																																						
ANT	0																																																																						
Pol.	Horizontal	Vertical																																																																					
Peak Avg																																																																							
	<table border="1"> <thead> <tr> <th>Limit</th> <th>Read</th> <th>Ant</th> <th>Cable</th> <th>Preamp</th> <th>APos</th> <th>TPos</th> <th>Remark</th> </tr> <tr> <th>Freq</th> <th>Level</th> <th>Line Margin</th> <th>Level Factor</th> <th>Loss Factor</th> <th></th> <th></th> <th></th> </tr> <tr> <th>MHz</th> <th>dBuV/m</th> <th>dBuV/m</th> <th>dB</th> <th>dBuV</th> <th>dB/m</th> <th>dB</th> <th>cm</th> <th>deg</th> </tr> </thead> <tbody> <tr> <td>1 12950.00</td> <td>46.90</td> <td>88.20</td> <td>-41.30</td> <td>53.37</td> <td>39.49</td> <td>11.90</td> <td>57.86</td> <td>--</td> <td>Peak</td> </tr> </tbody> </table>	Limit	Read	Ant	Cable	Preamp	APos	TPos	Remark	Freq	Level	Line Margin	Level Factor	Loss Factor				MHz	dBuV/m	dBuV/m	dB	dBuV	dB/m	dB	cm	deg	1 12950.00	46.90	88.20	-41.30	53.37	39.49	11.90	57.86	--	Peak	<table border="1"> <thead> <tr> <th>Limit</th> <th>Read</th> <th>Ant</th> <th>Cable</th> <th>Preamp</th> <th>APos</th> <th>TPos</th> <th>Remark</th> </tr> <tr> <th>Freq</th> <th>Level</th> <th>Line Margin</th> <th>Level Factor</th> <th>Loss Factor</th> <th></th> <th></th> <th></th> </tr> <tr> <th>MHz</th> <th>dBuV/m</th> <th>dBuV/m</th> <th>dB</th> <th>dBuV</th> <th>dB/m</th> <th>dB</th> <th>cm</th> <th>deg</th> </tr> </thead> <tbody> <tr> <td>1 12950.00</td> <td>48.08</td> <td>88.20</td> <td>-40.12</td> <td>54.55</td> <td>39.49</td> <td>11.90</td> <td>57.86</td> <td>--</td> <td>Peak</td> </tr> </tbody> </table>	Limit	Read	Ant	Cable	Preamp	APos	TPos	Remark	Freq	Level	Line Margin	Level Factor	Loss Factor				MHz	dBuV/m	dBuV/m	dB	dBuV	dB/m	dB	cm	deg	1 12950.00	48.08	88.20	-40.12	54.55	39.49	11.90	57.86	--
Limit	Read	Ant	Cable	Preamp	APos	TPos	Remark																																																																
Freq	Level	Line Margin	Level Factor	Loss Factor																																																																			
MHz	dBuV/m	dBuV/m	dB	dBuV	dB/m	dB	cm	deg																																																															
1 12950.00	46.90	88.20	-41.30	53.37	39.49	11.90	57.86	--	Peak																																																														
Limit	Read	Ant	Cable	Preamp	APos	TPos	Remark																																																																
Freq	Level	Line Margin	Level Factor	Loss Factor																																																																			
MHz	dBuV/m	dBuV/m	dB	dBuV	dB/m	dB	cm	deg																																																															
1 12950.00	48.08	88.20	-40.12	54.55	39.49	11.90	57.86	--	Peak																																																														



Mode	6																																																																						
	Harmonic																																																																						
	U-NII-6_6.425-6.525_802.11a_CH113_6515MHz																																																																						
ANT	0																																																																						
Pol.	Horizontal	Vertical																																																																					
Peak Avg																																																																							
	<table border="1"> <thead> <tr> <th>Limit</th> <th>Read</th> <th>Ant</th> <th>Cable</th> <th>Preamp</th> <th>APos</th> <th>TPos</th> <th>Remark</th> </tr> <tr> <th>Freq</th> <th>Level</th> <th>Line Margin</th> <th>Level Factor</th> <th>Loss Factor</th> <th></th> <th></th> <th></th> </tr> <tr> <th>MHz</th> <th>dBuV/m</th> <th>dBuV/m</th> <th>dB</th> <th>dBuV</th> <th>dB/m</th> <th>dB</th> <th>cm</th> <th>deg</th> </tr> </thead> <tbody> <tr> <td>1 13030.00</td> <td>47.51</td> <td>88.20</td> <td>-40.69</td> <td>54.01</td> <td>39.50</td> <td>11.93</td> <td>57.93</td> <td>--</td> <td>Peak</td> </tr> </tbody> </table>	Limit	Read	Ant	Cable	Preamp	APos	TPos	Remark	Freq	Level	Line Margin	Level Factor	Loss Factor				MHz	dBuV/m	dBuV/m	dB	dBuV	dB/m	dB	cm	deg	1 13030.00	47.51	88.20	-40.69	54.01	39.50	11.93	57.93	--	Peak	<table border="1"> <thead> <tr> <th>Limit</th> <th>Read</th> <th>Ant</th> <th>Cable</th> <th>Preamp</th> <th>APos</th> <th>TPos</th> <th>Remark</th> </tr> <tr> <th>Freq</th> <th>Level</th> <th>Line Margin</th> <th>Level Factor</th> <th>Loss Factor</th> <th></th> <th></th> <th></th> </tr> <tr> <th>MHz</th> <th>dBuV/m</th> <th>dBuV/m</th> <th>dB</th> <th>dBuV</th> <th>dB/m</th> <th>dB</th> <th>cm</th> <th>deg</th> </tr> </thead> <tbody> <tr> <td>1 13030.00</td> <td>48.97</td> <td>88.20</td> <td>-39.23</td> <td>55.47</td> <td>39.50</td> <td>11.93</td> <td>57.93</td> <td>--</td> <td>Peak</td> </tr> </tbody> </table>	Limit	Read	Ant	Cable	Preamp	APos	TPos	Remark	Freq	Level	Line Margin	Level Factor	Loss Factor				MHz	dBuV/m	dBuV/m	dB	dBuV	dB/m	dB	cm	deg	1 13030.00	48.97	88.20	-39.23	55.47	39.50	11.93	57.93	--
Limit	Read	Ant	Cable	Preamp	APos	TPos	Remark																																																																
Freq	Level	Line Margin	Level Factor	Loss Factor																																																																			
MHz	dBuV/m	dBuV/m	dB	dBuV	dB/m	dB	cm	deg																																																															
1 13030.00	47.51	88.20	-40.69	54.01	39.50	11.93	57.93	--	Peak																																																														
Limit	Read	Ant	Cable	Preamp	APos	TPos	Remark																																																																
Freq	Level	Line Margin	Level Factor	Loss Factor																																																																			
MHz	dBuV/m	dBuV/m	dB	dBuV	dB/m	dB	cm	deg																																																															
1 13030.00	48.97	88.20	-39.23	55.47	39.50	11.93	57.93	--	Peak																																																														



Mode	7																																																																							
	Harmonic																																																																							
	U-NII-7_6.525-6.875_802.11a_CH117_6535MHz																																																																							
ANT	0																																																																							
Pol.	Horizontal	Vertical																																																																						
Peak																																																																								
Avg																																																																								
	<table border="1"> <thead> <tr> <th>Limit</th> <th>Read</th> <th>Ant</th> <th>Cable</th> <th>Preamp</th> <th>APos</th> <th>TPos</th> <th>Remark</th> </tr> <tr> <th>Freq</th> <th>Level</th> <th>Line Margin</th> <th>Level Factor</th> <th>Loss Factor</th> <th></th> <th></th> <th></th> </tr> <tr> <th>MHz</th> <th>dBuV/m</th> <th>dBuV/m</th> <th>dB</th> <th>dBuV</th> <th>dB/m</th> <th>dB</th> <th>cm</th> <th>deg</th> </tr> </thead> <tbody> <tr> <td>1 13070.00</td> <td>47.02</td> <td>88.20</td> <td>-41.18</td> <td>53.53</td> <td>39.50</td> <td>11.96</td> <td>57.97</td> <td>--</td> <td>Peak</td> </tr> </tbody> </table>	Limit	Read	Ant	Cable	Preamp	APos	TPos	Remark	Freq	Level	Line Margin	Level Factor	Loss Factor				MHz	dBuV/m	dBuV/m	dB	dBuV	dB/m	dB	cm	deg	1 13070.00	47.02	88.20	-41.18	53.53	39.50	11.96	57.97	--	Peak	<table border="1"> <thead> <tr> <th>Limit</th> <th>Read</th> <th>Ant</th> <th>Cable</th> <th>Preamp</th> <th>APos</th> <th>TPos</th> <th>Remark</th> </tr> <tr> <th>Freq</th> <th>Level</th> <th>Line Margin</th> <th>Level Factor</th> <th>Loss Factor</th> <th></th> <th></th> <th></th> </tr> <tr> <th>MHz</th> <th>dBuV/m</th> <th>dBuV/m</th> <th>dB</th> <th>dBuV</th> <th>dB/m</th> <th>dB</th> <th>cm</th> <th>deg</th> </tr> </thead> <tbody> <tr> <td>1 13070.00</td> <td>48.15</td> <td>88.20</td> <td>-40.05</td> <td>54.66</td> <td>39.50</td> <td>11.96</td> <td>57.97</td> <td>--</td> <td>Peak</td> </tr> </tbody> </table>	Limit	Read	Ant	Cable	Preamp	APos	TPos	Remark	Freq	Level	Line Margin	Level Factor	Loss Factor				MHz	dBuV/m	dBuV/m	dB	dBuV	dB/m	dB	cm	deg	1 13070.00	48.15	88.20	-40.05	54.66	39.50	11.96	57.97	--	Peak
Limit	Read	Ant	Cable	Preamp	APos	TPos	Remark																																																																	
Freq	Level	Line Margin	Level Factor	Loss Factor																																																																				
MHz	dBuV/m	dBuV/m	dB	dBuV	dB/m	dB	cm	deg																																																																
1 13070.00	47.02	88.20	-41.18	53.53	39.50	11.96	57.97	--	Peak																																																															
Limit	Read	Ant	Cable	Preamp	APos	TPos	Remark																																																																	
Freq	Level	Line Margin	Level Factor	Loss Factor																																																																				
MHz	dBuV/m	dBuV/m	dB	dBuV	dB/m	dB	cm	deg																																																																
1 13070.00	48.15	88.20	-40.05	54.66	39.50	11.96	57.97	--	Peak																																																															



Mode	8																																																																				
	Harmonic																																																																				
	U-NII-7_6.525-6.875_802.11a_CH149_6695MHz																																																																				
ANT	0																																																																				
Pol.	Horizontal	Vertical																																																																			
Peak Avg																																																																					
	<table border="1"> <thead> <tr> <th>Limit</th> <th>Read</th> <th>Ant</th> <th>Cable</th> <th>Preamp</th> <th>APos</th> <th>TPos</th> <th>Remark</th> </tr> <tr> <th>Freq</th> <th>Level</th> <th>Line Margin</th> <th>Level Factor</th> <th>Loss Factor</th> <th></th> <th></th> <th></th> </tr> <tr> <th>MHz</th> <th>dBuV/m</th> <th>dBuV/m</th> <th>dB</th> <th>dBuV</th> <th>dB/m</th> <th>dB</th> <th>cm</th> <th>deg</th> </tr> </thead> <tbody> <tr> <td>1 13390.00</td> <td>47.78</td> <td>74.00</td> <td>-26.22</td> <td>54.38</td> <td>39.50</td> <td>12.23</td> <td>58.33</td> <td>-- -- Peak</td> </tr> </tbody> </table>	Limit	Read	Ant	Cable	Preamp	APos	TPos	Remark	Freq	Level	Line Margin	Level Factor	Loss Factor				MHz	dBuV/m	dBuV/m	dB	dBuV	dB/m	dB	cm	deg	1 13390.00	47.78	74.00	-26.22	54.38	39.50	12.23	58.33	-- -- Peak	<table border="1"> <thead> <tr> <th>Limit</th> <th>Read</th> <th>Ant</th> <th>Cable</th> <th>Preamp</th> <th>APos</th> <th>TPos</th> <th>Remark</th> </tr> <tr> <th>Freq</th> <th>Level</th> <th>Line Margin</th> <th>Level Factor</th> <th>Loss Factor</th> <th></th> <th></th> <th></th> </tr> <tr> <th>MHz</th> <th>dBuV/m</th> <th>dBuV/m</th> <th>dB</th> <th>dBuV</th> <th>dB/m</th> <th>dB</th> <th>cm</th> <th>deg</th> </tr> </thead> <tbody> <tr> <td>1 13390.00</td> <td>46.50</td> <td>74.00</td> <td>-27.50</td> <td>53.10</td> <td>39.50</td> <td>12.23</td> <td>58.33</td> <td>-- -- Peak</td> </tr> </tbody> </table>	Limit	Read	Ant	Cable	Preamp	APos	TPos	Remark	Freq	Level	Line Margin	Level Factor	Loss Factor				MHz	dBuV/m	dBuV/m	dB	dBuV	dB/m	dB	cm	deg	1 13390.00	46.50	74.00	-27.50	53.10	39.50	12.23	58.33
Limit	Read	Ant	Cable	Preamp	APos	TPos	Remark																																																														
Freq	Level	Line Margin	Level Factor	Loss Factor																																																																	
MHz	dBuV/m	dBuV/m	dB	dBuV	dB/m	dB	cm	deg																																																													
1 13390.00	47.78	74.00	-26.22	54.38	39.50	12.23	58.33	-- -- Peak																																																													
Limit	Read	Ant	Cable	Preamp	APos	TPos	Remark																																																														
Freq	Level	Line Margin	Level Factor	Loss Factor																																																																	
MHz	dBuV/m	dBuV/m	dB	dBuV	dB/m	dB	cm	deg																																																													
1 13390.00	46.50	74.00	-27.50	53.10	39.50	12.23	58.33	-- -- Peak																																																													



Mode	9																																																																			
	Harmonic																																																																			
	U-NII-7_6.525-6.875_802.11a_CH181_6855MHz																																																																			
ANT	0																																																																			
Pol.	Horizontal	Vertical																																																																		
Peak																																																																				
Avg																																																																				
	<table border="1"> <thead> <tr> <th>Limit</th> <th>Read</th> <th>Ant</th> <th>Cable</th> <th>Preamp</th> <th>APos</th> <th>TPos</th> <th>Remark</th> </tr> <tr> <th>Freq</th> <th>Level</th> <th>Line Margin</th> <th>Level Factor</th> <th>Loss Factor</th> <th></th> <th></th> <th></th> </tr> <tr> <th>MHz</th> <th>dBuV/m</th> <th>dBuV/m</th> <th>dB</th> <th>dBuV</th> <th>dB/m</th> <th>dB</th> <th>dB</th> </tr> </thead> <tbody> <tr> <td>1 13710.00</td> <td>48.90</td> <td>88.20</td> <td>-39.30</td> <td>55.50</td> <td>39.58</td> <td>12.50</td> <td>58.68</td> <td>-- -- Peak</td> </tr> </tbody> </table>	Limit	Read	Ant	Cable	Preamp	APos	TPos	Remark	Freq	Level	Line Margin	Level Factor	Loss Factor				MHz	dBuV/m	dBuV/m	dB	dBuV	dB/m	dB	dB	1 13710.00	48.90	88.20	-39.30	55.50	39.58	12.50	58.68	-- -- Peak	<table border="1"> <thead> <tr> <th>Limit</th> <th>Read</th> <th>Ant</th> <th>Cable</th> <th>Preamp</th> <th>APos</th> <th>TPos</th> <th>Remark</th> </tr> <tr> <th>Freq</th> <th>Level</th> <th>Line Margin</th> <th>Level Factor</th> <th>Loss Factor</th> <th></th> <th></th> <th></th> </tr> <tr> <th>MHz</th> <th>dBuV/m</th> <th>dBuV/m</th> <th>dB</th> <th>dBuV</th> <th>dB/m</th> <th>dB</th> <th>dB</th> </tr> </thead> <tbody> <tr> <td>1 13710.00</td> <td>48.49</td> <td>88.20</td> <td>-39.71</td> <td>55.09</td> <td>39.58</td> <td>12.50</td> <td>58.68</td> <td>-- -- Peak</td> </tr> </tbody> </table>	Limit	Read	Ant	Cable	Preamp	APos	TPos	Remark	Freq	Level	Line Margin	Level Factor	Loss Factor				MHz	dBuV/m	dBuV/m	dB	dBuV	dB/m	dB	dB	1 13710.00	48.49	88.20	-39.71	55.09	39.58	12.50	58.68	-- -- Peak
Limit	Read	Ant	Cable	Preamp	APos	TPos	Remark																																																													
Freq	Level	Line Margin	Level Factor	Loss Factor																																																																
MHz	dBuV/m	dBuV/m	dB	dBuV	dB/m	dB	dB																																																													
1 13710.00	48.90	88.20	-39.30	55.50	39.58	12.50	58.68	-- -- Peak																																																												
Limit	Read	Ant	Cable	Preamp	APos	TPos	Remark																																																													
Freq	Level	Line Margin	Level Factor	Loss Factor																																																																
MHz	dBuV/m	dBuV/m	dB	dBuV	dB/m	dB	dB																																																													
1 13710.00	48.49	88.20	-39.71	55.09	39.58	12.50	58.68	-- -- Peak																																																												



Mode	10																																																																			
	Harmonic																																																																			
	U-NII-8_6.875-7.125_802.11a_CH185_6875MHz																																																																			
ANT	0																																																																			
Pol.	Horizontal	Vertical																																																																		
Peak Avg	<table border="1"> <thead> <tr> <th>Limit</th> <th>Read</th> <th>Ant</th> <th>Cable</th> <th>Preamp</th> <th>APos</th> <th>TPos</th> <th>Remark</th> </tr> <tr> <th>Freq</th> <th>Level</th> <th>Line Margin</th> <th>Level Factor</th> <th>Loss Factor</th> <th></th> <th></th> <th></th> </tr> <tr> <th>MHz</th> <th>dBuV/m</th> <th>dBuV/m</th> <th>dB</th> <th>dBuV</th> <th>dB/m</th> <th>dB</th> <th>dB</th> </tr> </thead> <tbody> <tr> <td>1 13750.00</td> <td>46.87</td> <td>88.20</td> <td>-41.33</td> <td>53.46</td> <td>39.60</td> <td>12.53</td> <td>58.72</td> <td>-- -- Peak</td> </tr> </tbody> </table>	Limit	Read	Ant	Cable	Preamp	APos	TPos	Remark	Freq	Level	Line Margin	Level Factor	Loss Factor				MHz	dBuV/m	dBuV/m	dB	dBuV	dB/m	dB	dB	1 13750.00	46.87	88.20	-41.33	53.46	39.60	12.53	58.72	-- -- Peak	<table border="1"> <thead> <tr> <th>Limit</th> <th>Read</th> <th>Ant</th> <th>Cable</th> <th>Preamp</th> <th>APos</th> <th>TPos</th> <th>Remark</th> </tr> <tr> <th>Freq</th> <th>Level</th> <th>Line Margin</th> <th>Level Factor</th> <th>Loss Factor</th> <th></th> <th></th> <th></th> </tr> <tr> <th>MHz</th> <th>dBuV/m</th> <th>dBuV/m</th> <th>dB</th> <th>dBuV</th> <th>dB/m</th> <th>dB</th> <th>dB</th> </tr> </thead> <tbody> <tr> <td>1 13750.00</td> <td>48.68</td> <td>88.20</td> <td>-39.52</td> <td>55.27</td> <td>39.60</td> <td>12.53</td> <td>58.72</td> <td>-- -- Peak</td> </tr> </tbody> </table>	Limit	Read	Ant	Cable	Preamp	APos	TPos	Remark	Freq	Level	Line Margin	Level Factor	Loss Factor				MHz	dBuV/m	dBuV/m	dB	dBuV	dB/m	dB	dB	1 13750.00	48.68	88.20	-39.52	55.27	39.60	12.53	58.72	-- -- Peak
	Limit	Read	Ant	Cable	Preamp	APos	TPos	Remark																																																												
Freq	Level	Line Margin	Level Factor	Loss Factor																																																																
MHz	dBuV/m	dBuV/m	dB	dBuV	dB/m	dB	dB																																																													
1 13750.00	46.87	88.20	-41.33	53.46	39.60	12.53	58.72	-- -- Peak																																																												
Limit	Read	Ant	Cable	Preamp	APos	TPos	Remark																																																													
Freq	Level	Line Margin	Level Factor	Loss Factor																																																																
MHz	dBuV/m	dBuV/m	dB	dBuV	dB/m	dB	dB																																																													
1 13750.00	48.68	88.20	-39.52	55.27	39.60	12.53	58.72	-- -- Peak																																																												



Mode	11																																																																																
	Harmonic																																																																																
	U-NII-8_6.875-7.125_802.11a_CH189_6895MHz																																																																																
ANT	0																																																																																
Pol.	Horizontal	Vertical																																																																															
Peak Avg																																																																																	
	<table border="1"> <thead> <tr> <th>Limit</th> <th>Read</th> <th>Ant</th> <th>Cable</th> <th>Preamp</th> <th>APos</th> <th>TPos</th> <th>Remark</th> </tr> <tr> <th>Freq</th> <th>Level</th> <th>Line Margin</th> <th>Level Factor</th> <th>Loss Factor</th> <th></th> <th></th> <th></th> </tr> <tr> <th>MHz</th> <th>dBuV/m</th> <th>dBuV/m</th> <th>dB</th> <th>dBuV</th> <th>dB/m</th> <th>dB</th> <th>dB</th> </tr> </thead> <tbody> <tr> <td>1 13790.00</td> <td>48.75</td> <td>88.20</td> <td>-39.45</td> <td>55.33</td> <td>39.62</td> <td>12.56</td> <td>58.76</td> </tr> <tr> <td></td> <td></td> <td></td> <td></td> <td></td> <td></td> <td>148</td> <td>0 Peak</td> </tr> </tbody> </table>	Limit	Read	Ant	Cable	Preamp	APos	TPos	Remark	Freq	Level	Line Margin	Level Factor	Loss Factor				MHz	dBuV/m	dBuV/m	dB	dBuV	dB/m	dB	dB	1 13790.00	48.75	88.20	-39.45	55.33	39.62	12.56	58.76							148	0 Peak	<table border="1"> <thead> <tr> <th>Limit</th> <th>Read</th> <th>Ant</th> <th>Cable</th> <th>Preamp</th> <th>APos</th> <th>TPos</th> <th>Remark</th> </tr> <tr> <th>Freq</th> <th>Level</th> <th>Line Margin</th> <th>Level Factor</th> <th>Loss Factor</th> <th></th> <th></th> <th></th> </tr> <tr> <th>MHz</th> <th>dBuV/m</th> <th>dBuV/m</th> <th>dB</th> <th>dBuV</th> <th>dB/m</th> <th>dB</th> <th>dB</th> </tr> </thead> <tbody> <tr> <td>1 13790.00</td> <td>46.97</td> <td>88.20</td> <td>-41.23</td> <td>53.55</td> <td>39.62</td> <td>12.56</td> <td>58.76</td> </tr> <tr> <td></td> <td></td> <td></td> <td></td> <td></td> <td></td> <td>148</td> <td>0 Peak</td> </tr> </tbody> </table>	Limit	Read	Ant	Cable	Preamp	APos	TPos	Remark	Freq	Level	Line Margin	Level Factor	Loss Factor				MHz	dBuV/m	dBuV/m	dB	dBuV	dB/m	dB	dB	1 13790.00	46.97	88.20	-41.23	53.55	39.62	12.56	58.76							148
Limit	Read	Ant	Cable	Preamp	APos	TPos	Remark																																																																										
Freq	Level	Line Margin	Level Factor	Loss Factor																																																																													
MHz	dBuV/m	dBuV/m	dB	dBuV	dB/m	dB	dB																																																																										
1 13790.00	48.75	88.20	-39.45	55.33	39.62	12.56	58.76																																																																										
						148	0 Peak																																																																										
Limit	Read	Ant	Cable	Preamp	APos	TPos	Remark																																																																										
Freq	Level	Line Margin	Level Factor	Loss Factor																																																																													
MHz	dBuV/m	dBuV/m	dB	dBuV	dB/m	dB	dB																																																																										
1 13790.00	46.97	88.20	-41.23	53.55	39.62	12.56	58.76																																																																										
						148	0 Peak																																																																										



Mode	12																																																																				
	Harmonic																																																																				
	U-NII-8_6.875-7.125_802.11a_CH209_6995MHz																																																																				
ANT	0																																																																				
Pol.	Horizontal	Vertical																																																																			
Peak Avg	<p>Date: 2023-10-14</p>	<p>Date: 2023-10-14</p>																																																																			
	<table border="1"> <thead> <tr> <th>Limit</th> <th>Read</th> <th>Ant</th> <th>Cable</th> <th>Preamp</th> <th>APos</th> <th>TPos</th> <th>Remark</th> </tr> <tr> <th>Freq</th> <th>Level</th> <th>Line Margin</th> <th>Level Factor</th> <th>Loss Factor</th> <th></th> <th></th> <th></th> </tr> <tr> <th>MHz</th> <th>dBuV/m</th> <th>dBuV/m</th> <th>dB</th> <th>dBuV</th> <th>dB/m</th> <th>dB</th> <th>dB</th> </tr> </thead> <tbody> <tr> <td>1 13990.00</td> <td>47.61</td> <td>88.20</td> <td>-40.59</td> <td>54.17</td> <td>39.69</td> <td>12.73</td> <td>58.98</td> <td>148</td> <td>0 Peak</td> </tr> </tbody> </table>	Limit	Read	Ant	Cable	Preamp	APos	TPos	Remark	Freq	Level	Line Margin	Level Factor	Loss Factor				MHz	dBuV/m	dBuV/m	dB	dBuV	dB/m	dB	dB	1 13990.00	47.61	88.20	-40.59	54.17	39.69	12.73	58.98	148	0 Peak	<table border="1"> <thead> <tr> <th>Limit</th> <th>Read</th> <th>Ant</th> <th>Cable</th> <th>Preamp</th> <th>APos</th> <th>TPos</th> <th>Remark</th> </tr> <tr> <th>Freq</th> <th>Level</th> <th>Line Margin</th> <th>Level Factor</th> <th>Loss Factor</th> <th></th> <th></th> <th></th> </tr> <tr> <th>MHz</th> <th>dBuV/m</th> <th>dBuV/m</th> <th>dB</th> <th>dBuV</th> <th>dB/m</th> <th>dB</th> <th>dB</th> </tr> </thead> <tbody> <tr> <td>1 13990.00</td> <td>47.91</td> <td>88.20</td> <td>-40.29</td> <td>54.47</td> <td>39.69</td> <td>12.73</td> <td>58.98</td> <td>148</td> <td>0 Peak</td> </tr> </tbody> </table>	Limit	Read	Ant	Cable	Preamp	APos	TPos	Remark	Freq	Level	Line Margin	Level Factor	Loss Factor				MHz	dBuV/m	dBuV/m	dB	dBuV	dB/m	dB	dB	1 13990.00	47.91	88.20	-40.29	54.47	39.69	12.73	58.98	148
Limit	Read	Ant	Cable	Preamp	APos	TPos	Remark																																																														
Freq	Level	Line Margin	Level Factor	Loss Factor																																																																	
MHz	dBuV/m	dBuV/m	dB	dBuV	dB/m	dB	dB																																																														
1 13990.00	47.61	88.20	-40.59	54.17	39.69	12.73	58.98	148	0 Peak																																																												
Limit	Read	Ant	Cable	Preamp	APos	TPos	Remark																																																														
Freq	Level	Line Margin	Level Factor	Loss Factor																																																																	
MHz	dBuV/m	dBuV/m	dB	dBuV	dB/m	dB	dB																																																														
1 13990.00	47.91	88.20	-40.29	54.47	39.69	12.73	58.98	148	0 Peak																																																												



	13																																																																																																																																																
Mode	Band Edge																																																																																																																																																
	U-NII-8_6.875-7.125_802.11a_CH229_7095MHz																																																																																																																																																
ANT	0																																																																																																																																																
Pol.	Horizontal	Fundamental																																																																																																																																															
	<div style="display: flex; justify-content: space-between;"> <div style="width: 45%;"> <p>Peak</p> <table border="1"> <thead> <tr> <th>Limit</th> <th>Read</th> <th>Ant</th> <th>Cable</th> <th>Preamp</th> <th>Apos</th> <th>Tpos</th> <th>Remark</th> </tr> <tr> <th>Freq Level Line Margin</th> <th>Level Factor</th> <th>Level Factor</th> <th>Loss Factor</th> <th>Loss Factor</th> <th>cm</th> <th>deg</th> <th></th> </tr> <tr> <th>MHz dBuV/m dB</th> <th>dBuV dB/m</th> <th>dB</th> <th>dB</th> <th>dB</th> <th>cm</th> <th>deg</th> <th></th> </tr> </thead> <tbody> <tr> <td>1 7125.60</td> <td>54.89 88.20</td> <td>-33.31</td> <td>43.66</td> <td>36.20</td> <td>8.68</td> <td>33.65</td> <td>285 255 PEAK</td> </tr> <tr> <td>2 7318.89</td> <td>51.10 74.00</td> <td>-22.90</td> <td>39.84</td> <td>36.04</td> <td>8.95</td> <td>33.73</td> <td>285 255 PEAK</td> </tr> </tbody> </table> </div> <div style="width: 45%;"> <p>Fundamental</p> <table border="1"> <thead> <tr> <th>Limit</th> <th>Read</th> <th>Ant</th> <th>Cable</th> <th>Preamp</th> <th>Apos</th> <th>Tpos</th> <th>Remark</th> </tr> <tr> <th>Freq Level Line Margin</th> <th>Level Factor</th> <th>Level Factor</th> <th>Loss Factor</th> <th>Loss Factor</th> <th>cm</th> <th>deg</th> <th></th> </tr> <tr> <th>MHz dBuV/m dB</th> <th>dBuV dB/m</th> <th>dB</th> <th>dB</th> <th>dB</th> <th>cm</th> <th>deg</th> <th></th> </tr> </thead> <tbody> <tr> <td>1 7095.00</td> <td>104.48</td> <td>-----</td> <td>93.18</td> <td>36.22</td> <td>8.72</td> <td>33.64</td> <td>285 255 PEAK</td> </tr> </tbody> </table> </div> </div>	Limit	Read	Ant	Cable	Preamp	Apos	Tpos	Remark	Freq Level Line Margin	Level Factor	Level Factor	Loss Factor	Loss Factor	cm	deg		MHz dBuV/m dB	dBuV dB/m	dB	dB	dB	cm	deg		1 7125.60	54.89 88.20	-33.31	43.66	36.20	8.68	33.65	285 255 PEAK	2 7318.89	51.10 74.00	-22.90	39.84	36.04	8.95	33.73	285 255 PEAK	Limit	Read	Ant	Cable	Preamp	Apos	Tpos	Remark	Freq Level Line Margin	Level Factor	Level Factor	Loss Factor	Loss Factor	cm	deg		MHz dBuV/m dB	dBuV dB/m	dB	dB	dB	cm	deg		1 7095.00	104.48	-----	93.18	36.22	8.72	33.64	285 255 PEAK	<div style="display: flex; justify-content: space-between;"> <div style="width: 45%;"> <p>Avg</p> <table border="1"> <thead> <tr> <th>Limit</th> <th>Read</th> <th>Ant</th> <th>Cable</th> <th>Preamp</th> <th>Apos</th> <th>Tpos</th> <th>Remark</th> </tr> <tr> <th>Freq Level Line Margin</th> <th>Level Factor</th> <th>Level Factor</th> <th>Loss Factor</th> <th>Loss Factor</th> <th>cm</th> <th>deg</th> <th></th> </tr> <tr> <th>MHz dBuV/m dB</th> <th>dBuV dB/m</th> <th>dB</th> <th>dB</th> <th>dB</th> <th>cm</th> <th>deg</th> <th></th> </tr> </thead> <tbody> <tr> <td>1 7125.86</td> <td>46.64 68.20</td> <td>-21.56</td> <td>35.41</td> <td>36.20</td> <td>8.68</td> <td>33.65</td> <td>285 255 AVERAGE</td> </tr> <tr> <td>2 7251.06</td> <td>41.10 54.00</td> <td>-12.90</td> <td>29.96</td> <td>36.10</td> <td>8.74</td> <td>33.70</td> <td>285 255 AVERAGE</td> </tr> </tbody> </table> </div> <div style="width: 45%;"> <p>Fundamental</p> <table border="1"> <thead> <tr> <th>Limit</th> <th>Read</th> <th>Ant</th> <th>Cable</th> <th>Preamp</th> <th>Apos</th> <th>Tpos</th> <th>Remark</th> </tr> <tr> <th>Freq Level Line Margin</th> <th>Level Factor</th> <th>Level Factor</th> <th>Loss Factor</th> <th>Loss Factor</th> <th>cm</th> <th>deg</th> <th></th> </tr> <tr> <th>MHz dBuV/m dB</th> <th>dBuV dB/m</th> <th>dB</th> <th>dB</th> <th>dB</th> <th>cm</th> <th>deg</th> <th></th> </tr> </thead> <tbody> <tr> <td>1 7095.00</td> <td>97.13</td> <td>-----</td> <td>85.83</td> <td>36.22</td> <td>8.72</td> <td>33.64</td> <td>285 255 AVERAGE</td> </tr> </tbody> </table> </div> </div>	Limit	Read	Ant	Cable	Preamp	Apos	Tpos	Remark	Freq Level Line Margin	Level Factor	Level Factor	Loss Factor	Loss Factor	cm	deg		MHz dBuV/m dB	dBuV dB/m	dB	dB	dB	cm	deg		1 7125.86	46.64 68.20	-21.56	35.41	36.20	8.68	33.65	285 255 AVERAGE	2 7251.06	41.10 54.00	-12.90	29.96	36.10	8.74	33.70	285 255 AVERAGE	Limit	Read	Ant	Cable	Preamp	Apos	Tpos	Remark	Freq Level Line Margin	Level Factor	Level Factor	Loss Factor	Loss Factor	cm	deg		MHz dBuV/m dB	dBuV dB/m	dB	dB	dB	cm	deg		1 7095.00	97.13	-----	85.83	36.22	8.72	33.64
Limit	Read	Ant	Cable	Preamp	Apos	Tpos	Remark																																																																																																																																										
Freq Level Line Margin	Level Factor	Level Factor	Loss Factor	Loss Factor	cm	deg																																																																																																																																											
MHz dBuV/m dB	dBuV dB/m	dB	dB	dB	cm	deg																																																																																																																																											
1 7125.60	54.89 88.20	-33.31	43.66	36.20	8.68	33.65	285 255 PEAK																																																																																																																																										
2 7318.89	51.10 74.00	-22.90	39.84	36.04	8.95	33.73	285 255 PEAK																																																																																																																																										
Limit	Read	Ant	Cable	Preamp	Apos	Tpos	Remark																																																																																																																																										
Freq Level Line Margin	Level Factor	Level Factor	Loss Factor	Loss Factor	cm	deg																																																																																																																																											
MHz dBuV/m dB	dBuV dB/m	dB	dB	dB	cm	deg																																																																																																																																											
1 7095.00	104.48	-----	93.18	36.22	8.72	33.64	285 255 PEAK																																																																																																																																										
Limit	Read	Ant	Cable	Preamp	Apos	Tpos	Remark																																																																																																																																										
Freq Level Line Margin	Level Factor	Level Factor	Loss Factor	Loss Factor	cm	deg																																																																																																																																											
MHz dBuV/m dB	dBuV dB/m	dB	dB	dB	cm	deg																																																																																																																																											
1 7125.86	46.64 68.20	-21.56	35.41	36.20	8.68	33.65	285 255 AVERAGE																																																																																																																																										
2 7251.06	41.10 54.00	-12.90	29.96	36.10	8.74	33.70	285 255 AVERAGE																																																																																																																																										
Limit	Read	Ant	Cable	Preamp	Apos	Tpos	Remark																																																																																																																																										
Freq Level Line Margin	Level Factor	Level Factor	Loss Factor	Loss Factor	cm	deg																																																																																																																																											
MHz dBuV/m dB	dBuV dB/m	dB	dB	dB	cm	deg																																																																																																																																											
1 7095.00	97.13	-----	85.83	36.22	8.72	33.64	285 255 AVERAGE																																																																																																																																										



Mode	13																																																																																					
	Band Edge																																																																																					
	U-NII-8_6.875-7.125_802.11a_CH229_7095MHz																																																																																					
ANT	0																																																																																					
Pol.	Vertical	Fundamental																																																																																				
Peak	<table border="1"> <thead> <tr> <th>Limit</th> <th>Read</th> <th>Ant</th> <th>Cable</th> <th>Preamp</th> <th>APos</th> <th>TPos</th> <th>Remark</th> </tr> <tr> <th>Freq</th> <th>Level</th> <th>Line</th> <th>Level</th> <th>Loss</th> <th>Factor</th> <th>Factor</th> <th></th> </tr> <tr> <th>MHz</th> <th>dBuV/m</th> <th>dBuV/m</th> <th>dB</th> <th>dBuV</th> <th>dB/m</th> <th>dB</th> <th>cm</th> </tr> </thead> <tbody> <tr> <td>1</td> <td>7130.45</td> <td>51.34</td> <td>88.20</td> <td>-36.86</td> <td>40.13</td> <td>36.19</td> <td>8.67</td> <td>33.65</td> <td>189</td> <td>33</td> <td>PEAK</td> </tr> <tr> <td>2</td> <td>7280.64</td> <td>50.10</td> <td>74.00</td> <td>-23.90</td> <td>38.91</td> <td>36.07</td> <td>8.83</td> <td>33.71</td> <td>189</td> <td>33</td> <td>PEAK</td> </tr> </tbody> </table>	Limit	Read	Ant	Cable	Preamp	APos	TPos	Remark	Freq	Level	Line	Level	Loss	Factor	Factor		MHz	dBuV/m	dBuV/m	dB	dBuV	dB/m	dB	cm	1	7130.45	51.34	88.20	-36.86	40.13	36.19	8.67	33.65	189	33	PEAK	2	7280.64	50.10	74.00	-23.90	38.91	36.07	8.83	33.71	189	33	PEAK	<table border="1"> <thead> <tr> <th>Limit</th> <th>Read</th> <th>Ant</th> <th>Cable</th> <th>Preamp</th> <th>APos</th> <th>TPos</th> <th>Remark</th> </tr> <tr> <th>Freq</th> <th>Level</th> <th>Line</th> <th>Level</th> <th>Loss</th> <th>Factor</th> <th>Factor</th> <th></th> </tr> <tr> <th>MHz</th> <th>dBuV/m</th> <th>dBuV/m</th> <th>dB</th> <th>dBuV</th> <th>dB/m</th> <th>dB</th> <th>cm</th> </tr> </thead> <tbody> <tr> <td>1</td> <td>7095.00</td> <td>99.08</td> <td>-----</td> <td>-----</td> <td>87.78</td> <td>36.22</td> <td>8.72</td> <td>33.64</td> <td>189</td> <td>33</td> <td>PEAK</td> </tr> </tbody> </table>	Limit	Read	Ant	Cable	Preamp	APos	TPos	Remark	Freq	Level	Line	Level	Loss	Factor	Factor		MHz	dBuV/m	dBuV/m	dB	dBuV	dB/m	dB	cm	1	7095.00	99.08	-----	-----	87.78	36.22	8.72	33.64	189	33	PEAK
	Limit	Read	Ant	Cable	Preamp	APos	TPos	Remark																																																																														
Freq	Level	Line	Level	Loss	Factor	Factor																																																																																
MHz	dBuV/m	dBuV/m	dB	dBuV	dB/m	dB	cm																																																																															
1	7130.45	51.34	88.20	-36.86	40.13	36.19	8.67	33.65	189	33	PEAK																																																																											
2	7280.64	50.10	74.00	-23.90	38.91	36.07	8.83	33.71	189	33	PEAK																																																																											
Limit	Read	Ant	Cable	Preamp	APos	TPos	Remark																																																																															
Freq	Level	Line	Level	Loss	Factor	Factor																																																																																
MHz	dBuV/m	dBuV/m	dB	dBuV	dB/m	dB	cm																																																																															
1	7095.00	99.08	-----	-----	87.78	36.22	8.72	33.64	189	33	PEAK																																																																											
Avg	<table border="1"> <thead> <tr> <th>Limit</th> <th>Read</th> <th>Ant</th> <th>Cable</th> <th>Preamp</th> <th>APos</th> <th>TPos</th> <th>Remark</th> </tr> <tr> <th>Freq</th> <th>Level</th> <th>Line</th> <th>Level</th> <th>Loss</th> <th>Factor</th> <th>Factor</th> <th></th> </tr> <tr> <th>MHz</th> <th>dBuV/m</th> <th>dBuV/m</th> <th>dB</th> <th>dBuV</th> <th>dB/m</th> <th>dB</th> <th>cm</th> </tr> </thead> <tbody> <tr> <td>1</td> <td>7125.35</td> <td>42.04</td> <td>68.20</td> <td>-26.16</td> <td>30.81</td> <td>36.20</td> <td>8.68</td> <td>33.65</td> <td>189</td> <td>33</td> <td>AVERAGE</td> </tr> <tr> <td>2</td> <td>7251.32</td> <td>40.35</td> <td>54.00</td> <td>-13.65</td> <td>29.21</td> <td>36.10</td> <td>8.74</td> <td>33.70</td> <td>189</td> <td>33</td> <td>AVERAGE</td> </tr> </tbody> </table>	Limit	Read	Ant	Cable	Preamp	APos	TPos	Remark	Freq	Level	Line	Level	Loss	Factor	Factor		MHz	dBuV/m	dBuV/m	dB	dBuV	dB/m	dB	cm	1	7125.35	42.04	68.20	-26.16	30.81	36.20	8.68	33.65	189	33	AVERAGE	2	7251.32	40.35	54.00	-13.65	29.21	36.10	8.74	33.70	189	33	AVERAGE	<table border="1"> <thead> <tr> <th>Limit</th> <th>Read</th> <th>Ant</th> <th>Cable</th> <th>Preamp</th> <th>APos</th> <th>TPos</th> <th>Remark</th> </tr> <tr> <th>Freq</th> <th>Level</th> <th>Line</th> <th>Level</th> <th>Loss</th> <th>Factor</th> <th>Factor</th> <th></th> </tr> <tr> <th>MHz</th> <th>dBuV/m</th> <th>dBuV/m</th> <th>dB</th> <th>dBuV</th> <th>dB/m</th> <th>dB</th> <th>cm</th> </tr> </thead> <tbody> <tr> <td>1</td> <td>7095.00</td> <td>93.01</td> <td>-----</td> <td>-----</td> <td>81.71</td> <td>36.22</td> <td>8.72</td> <td>33.64</td> <td>189</td> <td>33</td> <td>AVERAGE</td> </tr> </tbody> </table>	Limit	Read	Ant	Cable	Preamp	APos	TPos	Remark	Freq	Level	Line	Level	Loss	Factor	Factor		MHz	dBuV/m	dBuV/m	dB	dBuV	dB/m	dB	cm	1	7095.00	93.01	-----	-----	81.71	36.22	8.72	33.64	189	33	AVERAGE
Limit	Read	Ant	Cable	Preamp	APos	TPos	Remark																																																																															
Freq	Level	Line	Level	Loss	Factor	Factor																																																																																
MHz	dBuV/m	dBuV/m	dB	dBuV	dB/m	dB	cm																																																																															
1	7125.35	42.04	68.20	-26.16	30.81	36.20	8.68	33.65	189	33	AVERAGE																																																																											
2	7251.32	40.35	54.00	-13.65	29.21	36.10	8.74	33.70	189	33	AVERAGE																																																																											
Limit	Read	Ant	Cable	Preamp	APos	TPos	Remark																																																																															
Freq	Level	Line	Level	Loss	Factor	Factor																																																																																
MHz	dBuV/m	dBuV/m	dB	dBuV	dB/m	dB	cm																																																																															
1	7095.00	93.01	-----	-----	81.71	36.22	8.72	33.64	189	33	AVERAGE																																																																											



Mode	13																																																																						
	Harmonic																																																																						
	U-NII-8_6.875-7.125_802.11a_CH229_7095MHz																																																																						
ANT	0																																																																						
Pol.	Horizontal	Vertical																																																																					
Peak Avg																																																																							
	<table border="1"> <thead> <tr> <th>Limit</th> <th>Read</th> <th>Ant</th> <th>Cable</th> <th>Preamp</th> <th>APos</th> <th>TPos</th> <th>Remark</th> </tr> <tr> <th>Freq</th> <th>Level</th> <th>Line Margin</th> <th>Level Factor</th> <th>Loss Factor</th> <th></th> <th></th> <th></th> </tr> <tr> <th>MHz</th> <th>dBuV/m</th> <th>dBuV/m</th> <th>dB</th> <th>dBuV</th> <th>dB/m</th> <th>dB</th> <th>cm</th> <th>deg</th> </tr> </thead> <tbody> <tr> <td>1 14190.00</td> <td>49.82</td> <td>88.20</td> <td>-38.38</td> <td>56.13</td> <td>39.85</td> <td>12.73</td> <td>58.89</td> <td>149</td> <td>0 Peak</td> </tr> </tbody> </table>	Limit	Read	Ant	Cable	Preamp	APos	TPos	Remark	Freq	Level	Line Margin	Level Factor	Loss Factor				MHz	dBuV/m	dBuV/m	dB	dBuV	dB/m	dB	cm	deg	1 14190.00	49.82	88.20	-38.38	56.13	39.85	12.73	58.89	149	0 Peak	<table border="1"> <thead> <tr> <th>Limit</th> <th>Read</th> <th>Ant</th> <th>Cable</th> <th>Preamp</th> <th>APos</th> <th>TPos</th> <th>Remark</th> </tr> <tr> <th>Freq</th> <th>Level</th> <th>Line Margin</th> <th>Level Factor</th> <th>Loss Factor</th> <th></th> <th></th> <th></th> </tr> <tr> <th>MHz</th> <th>dBuV/m</th> <th>dBuV/m</th> <th>dB</th> <th>dBuV</th> <th>dB/m</th> <th>dB</th> <th>cm</th> <th>deg</th> </tr> </thead> <tbody> <tr> <td>1 14190.00</td> <td>48.31</td> <td>88.20</td> <td>-39.89</td> <td>54.62</td> <td>39.85</td> <td>12.73</td> <td>58.89</td> <td>149</td> <td>0 Peak</td> </tr> </tbody> </table>	Limit	Read	Ant	Cable	Preamp	APos	TPos	Remark	Freq	Level	Line Margin	Level Factor	Loss Factor				MHz	dBuV/m	dBuV/m	dB	dBuV	dB/m	dB	cm	deg	1 14190.00	48.31	88.20	-39.89	54.62	39.85	12.73	58.89	149
Limit	Read	Ant	Cable	Preamp	APos	TPos	Remark																																																																
Freq	Level	Line Margin	Level Factor	Loss Factor																																																																			
MHz	dBuV/m	dBuV/m	dB	dBuV	dB/m	dB	cm	deg																																																															
1 14190.00	49.82	88.20	-38.38	56.13	39.85	12.73	58.89	149	0 Peak																																																														
Limit	Read	Ant	Cable	Preamp	APos	TPos	Remark																																																																
Freq	Level	Line Margin	Level Factor	Loss Factor																																																																			
MHz	dBuV/m	dBuV/m	dB	dBuV	dB/m	dB	cm	deg																																																															
1 14190.00	48.31	88.20	-39.89	54.62	39.85	12.73	58.89	149	0 Peak																																																														



Mode	14																																					
	Band Edge																																					
	U-NII-8_6.875-7.125_802.11a_CH233_7115MHz																																					
ANT	0																																					
Pol.	Horizontal	Fundamental																																				
Peak	<table border="1"> <thead> <tr> <th>1</th> <th>7125.00</th> <th>70.36</th> <th>-17.84</th> <th>88.20</th> <th>60.66</th> <th>35.48</th> <th>8.68</th> <th>34.46</th> <th>102</th> <th>102</th> <th>Peak</th> </tr> <tr> <th>2</th> <th>7320.19</th> <th>41.65</th> <th>-32.35</th> <th>74.00</th> <th>31.95</th> <th>35.43</th> <th>8.95</th> <th>34.68</th> <th>102</th> <th>102</th> <th>Peak</th> </tr> </thead> </table>	1	7125.00	70.36	-17.84	88.20	60.66	35.48	8.68	34.46	102	102	Peak	2	7320.19	41.65	-32.35	74.00	31.95	35.43	8.95	34.68	102	102	Peak	<table border="1"> <thead> <tr> <th>1</th> <th>7115.00</th> <th>92.22</th> <th>-26.98</th> <th>119.20</th> <th>82.49</th> <th>35.48</th> <th>8.68</th> <th>34.43</th> <th>102</th> <th>102</th> <th>Peak</th> </tr> </thead> </table>	1	7115.00	92.22	-26.98	119.20	82.49	35.48	8.68	34.43	102	102	Peak
	1	7125.00	70.36	-17.84	88.20	60.66	35.48	8.68	34.46	102	102	Peak																										
2	7320.19	41.65	-32.35	74.00	31.95	35.43	8.95	34.68	102	102	Peak																											
1	7115.00	92.22	-26.98	119.20	82.49	35.48	8.68	34.43	102	102	Peak																											
Avg	<table border="1"> <thead> <tr> <th>1</th> <th>7125.00</th> <th>61.54</th> <th>-6.66</th> <th>68.20</th> <th>51.84</th> <th>35.48</th> <th>8.68</th> <th>34.46</th> <th>102</th> <th>102</th> <th>Average</th> </tr> <tr> <th>2</th> <th>7257.47</th> <th>31.76</th> <th>-22.24</th> <th>54.00</th> <th>22.23</th> <th>35.45</th> <th>8.70</th> <th>34.62</th> <th>102</th> <th>102</th> <th>Average</th> </tr> </thead> </table>	1	7125.00	61.54	-6.66	68.20	51.84	35.48	8.68	34.46	102	102	Average	2	7257.47	31.76	-22.24	54.00	22.23	35.45	8.70	34.62	102	102	Average	<table border="1"> <thead> <tr> <th>1</th> <th>7115.00</th> <th>87.80</th> <th>-11.40</th> <th>99.20</th> <th>78.07</th> <th>35.48</th> <th>8.68</th> <th>34.43</th> <th>102</th> <th>102</th> <th>Average</th> </tr> </thead> </table>	1	7115.00	87.80	-11.40	99.20	78.07	35.48	8.68	34.43	102	102	Average
	1	7125.00	61.54	-6.66	68.20	51.84	35.48	8.68	34.46	102	102	Average																										
2	7257.47	31.76	-22.24	54.00	22.23	35.45	8.70	34.62	102	102	Average																											
1	7115.00	87.80	-11.40	99.20	78.07	35.48	8.68	34.43	102	102	Average																											



Mode	14																																																								
	Band Edge																																																								
	U-NII-8_6.875-7.125_802.11a_CH233_7115MHz																																																								
ANT	0																																																								
Pol.	Vertical	Fundamental																																																							
Peak	<p>Data: 7 Date: 2023-10-14</p> <table border="1"> <thead> <tr> <th>Peak</th> <th>Freq (MHz)</th> <th>Level (dBuV/m)</th> <th>Over Limit (dB)</th> <th>Limit Line (dBuV/m)</th> <th>ReadAntenna Level (dBuV/m)</th> <th>Cable Loss (dB)</th> <th>Preamp Loss (dB)</th> <th>A/Pos (cm)</th> <th>T/Pos (deg)</th> <th>Remark</th> </tr> </thead> <tbody> <tr> <td>1</td> <td>7125.00</td> <td>67.49</td> <td>-20.71</td> <td>88.20</td> <td>57.79</td> <td>35.48</td> <td>8.68</td> <td>34.46</td> <td>210</td> <td>251 Peak</td> </tr> <tr> <td>2</td> <td>7321.52</td> <td>42.00</td> <td>-32.00</td> <td>74.00</td> <td>32.30</td> <td>35.43</td> <td>8.95</td> <td>34.68</td> <td>210</td> <td>251 Peak</td> </tr> </tbody> </table>	Peak	Freq (MHz)	Level (dBuV/m)	Over Limit (dB)	Limit Line (dBuV/m)	ReadAntenna Level (dBuV/m)	Cable Loss (dB)	Preamp Loss (dB)	A/Pos (cm)	T/Pos (deg)	Remark	1	7125.00	67.49	-20.71	88.20	57.79	35.48	8.68	34.46	210	251 Peak	2	7321.52	42.00	-32.00	74.00	32.30	35.43	8.95	34.68	210	251 Peak	<p>Data: 5 Date: 2023-10-14</p> <table border="1"> <thead> <tr> <th>Peak</th> <th>Freq (MHz)</th> <th>Level (dBuV/m)</th> <th>Over Limit (dB)</th> <th>Limit Line (dBuV/m)</th> <th>ReadAntenna Level (dBuV/m)</th> <th>Cable Loss (dB)</th> <th>Preamp Loss (dB)</th> <th>A/Pos (cm)</th> <th>T/Pos (deg)</th> <th>Remark</th> </tr> </thead> <tbody> <tr> <td>1</td> <td>7115.00</td> <td>88.94</td> <td>-30.26</td> <td>119.20</td> <td>79.21</td> <td>35.48</td> <td>8.68</td> <td>34.43</td> <td>210</td> <td>251 Peak</td> </tr> </tbody> </table>	Peak	Freq (MHz)	Level (dBuV/m)	Over Limit (dB)	Limit Line (dBuV/m)	ReadAntenna Level (dBuV/m)	Cable Loss (dB)	Preamp Loss (dB)	A/Pos (cm)	T/Pos (deg)	Remark	1	7115.00	88.94	-30.26	119.20	79.21	35.48	8.68	34.43	210	251 Peak
	Peak	Freq (MHz)	Level (dBuV/m)	Over Limit (dB)	Limit Line (dBuV/m)	ReadAntenna Level (dBuV/m)	Cable Loss (dB)	Preamp Loss (dB)	A/Pos (cm)	T/Pos (deg)	Remark																																														
1	7125.00	67.49	-20.71	88.20	57.79	35.48	8.68	34.46	210	251 Peak																																															
2	7321.52	42.00	-32.00	74.00	32.30	35.43	8.95	34.68	210	251 Peak																																															
Peak	Freq (MHz)	Level (dBuV/m)	Over Limit (dB)	Limit Line (dBuV/m)	ReadAntenna Level (dBuV/m)	Cable Loss (dB)	Preamp Loss (dB)	A/Pos (cm)	T/Pos (deg)	Remark																																															
1	7115.00	88.94	-30.26	119.20	79.21	35.48	8.68	34.43	210	251 Peak																																															
Avg	<p>Data: 8 Date: 2023-10-14</p> <table border="1"> <thead> <tr> <th>Avg</th> <th>Freq (MHz)</th> <th>Level (dBuV/m)</th> <th>Over Limit (dB)</th> <th>Limit Line (dBuV/m)</th> <th>ReadAntenna Level (dBuV/m)</th> <th>Cable Loss (dB)</th> <th>Preamp Loss (dB)</th> <th>A/Pos (cm)</th> <th>T/Pos (deg)</th> <th>Remark</th> </tr> </thead> <tbody> <tr> <td>1</td> <td>7125.00</td> <td>57.96</td> <td>-10.24</td> <td>68.20</td> <td>48.26</td> <td>35.48</td> <td>8.68</td> <td>34.46</td> <td>210</td> <td>251 Average</td> </tr> <tr> <td>2</td> <td>7264.91</td> <td>31.47</td> <td>-22.53</td> <td>54.00</td> <td>21.82</td> <td>35.44</td> <td>8.83</td> <td>34.62</td> <td>210</td> <td>251 Average</td> </tr> </tbody> </table>	Avg	Freq (MHz)	Level (dBuV/m)	Over Limit (dB)	Limit Line (dBuV/m)	ReadAntenna Level (dBuV/m)	Cable Loss (dB)	Preamp Loss (dB)	A/Pos (cm)	T/Pos (deg)	Remark	1	7125.00	57.96	-10.24	68.20	48.26	35.48	8.68	34.46	210	251 Average	2	7264.91	31.47	-22.53	54.00	21.82	35.44	8.83	34.62	210	251 Average	<p>Data: 6 Date: 2023-10-14</p> <table border="1"> <thead> <tr> <th>Avg</th> <th>Freq (MHz)</th> <th>Level (dBuV/m)</th> <th>Over Limit (dB)</th> <th>Limit Line (dBuV/m)</th> <th>ReadAntenna Level (dBuV/m)</th> <th>Cable Loss (dB)</th> <th>Preamp Loss (dB)</th> <th>A/Pos (cm)</th> <th>T/Pos (deg)</th> <th>Remark</th> </tr> </thead> <tbody> <tr> <td>1</td> <td>7115.00</td> <td>84.99</td> <td>-14.21</td> <td>99.20</td> <td>75.26</td> <td>35.48</td> <td>8.68</td> <td>34.43</td> <td>210</td> <td>251 Average</td> </tr> </tbody> </table>	Avg	Freq (MHz)	Level (dBuV/m)	Over Limit (dB)	Limit Line (dBuV/m)	ReadAntenna Level (dBuV/m)	Cable Loss (dB)	Preamp Loss (dB)	A/Pos (cm)	T/Pos (deg)	Remark	1	7115.00	84.99	-14.21	99.20	75.26	35.48	8.68	34.43	210	251 Average
	Avg	Freq (MHz)	Level (dBuV/m)	Over Limit (dB)	Limit Line (dBuV/m)	ReadAntenna Level (dBuV/m)	Cable Loss (dB)	Preamp Loss (dB)	A/Pos (cm)	T/Pos (deg)	Remark																																														
1	7125.00	57.96	-10.24	68.20	48.26	35.48	8.68	34.46	210	251 Average																																															
2	7264.91	31.47	-22.53	54.00	21.82	35.44	8.83	34.62	210	251 Average																																															
Avg	Freq (MHz)	Level (dBuV/m)	Over Limit (dB)	Limit Line (dBuV/m)	ReadAntenna Level (dBuV/m)	Cable Loss (dB)	Preamp Loss (dB)	A/Pos (cm)	T/Pos (deg)	Remark																																															
1	7115.00	84.99	-14.21	99.20	75.26	35.48	8.68	34.43	210	251 Average																																															



Mode	14																																																																		
	Harmonic																																																																		
	U-NII-8_6.875-7.125_802.11a_CH233_7115MHz																																																																		
ANT	0																																																																		
Pol.	Horizontal	Vertical																																																																	
Peak Avg																																																																			
	<table border="1"> <thead> <tr> <th>Limit</th> <th>Read</th> <th>Ant</th> <th>Cable</th> <th>Preamp</th> <th>APos</th> <th>TPos</th> <th>Remark</th> </tr> <tr> <th>Freq</th> <th>Level</th> <th>Line Margin</th> <th>Level Factor</th> <th>Loss Factor</th> <th></th> <th></th> <th></th> </tr> <tr> <th>MHz</th> <th>dBuV/m</th> <th>dBuV/m</th> <th>dB</th> <th>dBuV</th> <th>dB/m</th> <th>dB</th> <th>dB</th> </tr> </thead> <tbody> <tr> <td>1 14230.00</td> <td>50.51</td> <td>88.20</td> <td>-37.69</td> <td>56.77</td> <td>39.88</td> <td>12.73</td> <td>58.87</td> <td>-- -- Peak</td> </tr> </tbody> </table>	Limit	Read	Ant	Cable	Preamp	APos	TPos	Remark	Freq	Level	Line Margin	Level Factor	Loss Factor				MHz	dBuV/m	dBuV/m	dB	dBuV	dB/m	dB	dB	1 14230.00	50.51	88.20	-37.69	56.77	39.88	12.73	58.87	-- -- Peak	<table border="1"> <thead> <tr> <th>Limit</th> <th>Read</th> <th>Ant</th> <th>Cable</th> <th>Preamp</th> <th>APos</th> <th>TPos</th> <th>Remark</th> </tr> <tr> <th>Freq</th> <th>Level</th> <th>Line Margin</th> <th>Level Factor</th> <th>Loss Factor</th> <th></th> <th></th> <th></th> </tr> <tr> <th>MHz</th> <th>dBuV/m</th> <th>dBuV/m</th> <th>dB</th> <th>dBuV</th> <th>dB/m</th> <th>dB</th> <th>dB</th> </tr> </thead> <tbody> <tr> <td>1 14230.00</td> <td>49.36</td> <td>88.20</td> <td>-38.84</td> <td>55.62</td> <td>39.88</td> <td>12.73</td> <td>58.87</td> <td>-- -- Peak</td> </tr> </tbody> </table>	Limit	Read	Ant	Cable	Preamp	APos	TPos	Remark	Freq	Level	Line Margin	Level Factor	Loss Factor				MHz	dBuV/m	dBuV/m	dB	dBuV	dB/m	dB	dB	1 14230.00	49.36	88.20	-38.84	55.62	39.88	12.73	58.87
Limit	Read	Ant	Cable	Preamp	APos	TPos	Remark																																																												
Freq	Level	Line Margin	Level Factor	Loss Factor																																																															
MHz	dBuV/m	dBuV/m	dB	dBuV	dB/m	dB	dB																																																												
1 14230.00	50.51	88.20	-37.69	56.77	39.88	12.73	58.87	-- -- Peak																																																											
Limit	Read	Ant	Cable	Preamp	APos	TPos	Remark																																																												
Freq	Level	Line Margin	Level Factor	Loss Factor																																																															
MHz	dBuV/m	dBuV/m	dB	dBuV	dB/m	dB	dB																																																												
1 14230.00	49.36	88.20	-38.84	55.62	39.88	12.73	58.87	-- -- Peak																																																											



Mode	15																																																																																																																																																											
	LF																																																																																																																																																											
	U-NII-8_6.875-7.125_802.11a_CH233_7115MHZ																																																																																																																																																											
ANT	0																																																																																																																																																											
Pol.	Horizontal	Vertical																																																																																																																																																										
Peak QP	<p>Data: 1</p> <p>Date: 2023-10-25</p> <table border="1"> <thead> <tr> <th>Peak</th> <th>Freq (MHz)</th> <th>Level (dBuV/m)</th> <th>Over Limit (dB)</th> <th>Limit (dBuV/m)</th> <th>ReadAntenna (dBuV)</th> <th>Cable Loss (dB)</th> <th>Preamp Loss (dB)</th> <th>A/Pos (cm)</th> <th>T/Pos (deg)</th> <th>Remark</th> </tr> </thead> <tbody> <tr><td>1</td><td>34.85</td><td>30.27</td><td>-9.73</td><td>40.00</td><td>45.10</td><td>18.68</td><td>1.29</td><td>34.80</td><td>---</td><td>Peak</td></tr> <tr><td>2</td><td>147.37</td><td>24.24</td><td>-19.26</td><td>43.50</td><td>37.90</td><td>18.74</td><td>2.31</td><td>34.71</td><td>---</td><td>Peak</td></tr> <tr><td>3</td><td>199.75</td><td>27.46</td><td>-16.04</td><td>43.50</td><td>43.42</td><td>15.99</td><td>2.75</td><td>34.70</td><td>---</td><td>Peak</td></tr> <tr><td>4</td><td>310.33</td><td>24.49</td><td>-21.51</td><td>46.00</td><td>36.48</td><td>19.35</td><td>3.26</td><td>34.60</td><td>---</td><td>Peak</td></tr> <tr><td>5</td><td>666.32</td><td>27.43</td><td>-18.57</td><td>46.00</td><td>31.68</td><td>26.53</td><td>3.69</td><td>34.47</td><td>---</td><td>Peak</td></tr> <tr><td>6</td><td>844.80</td><td>29.21</td><td>-16.79</td><td>46.00</td><td>30.42</td><td>28.71</td><td>4.38</td><td>34.30</td><td>---</td><td>Peak</td></tr> </tbody> </table>	Peak	Freq (MHz)	Level (dBuV/m)	Over Limit (dB)	Limit (dBuV/m)	ReadAntenna (dBuV)	Cable Loss (dB)	Preamp Loss (dB)	A/Pos (cm)	T/Pos (deg)	Remark	1	34.85	30.27	-9.73	40.00	45.10	18.68	1.29	34.80	---	Peak	2	147.37	24.24	-19.26	43.50	37.90	18.74	2.31	34.71	---	Peak	3	199.75	27.46	-16.04	43.50	43.42	15.99	2.75	34.70	---	Peak	4	310.33	24.49	-21.51	46.00	36.48	19.35	3.26	34.60	---	Peak	5	666.32	27.43	-18.57	46.00	31.68	26.53	3.69	34.47	---	Peak	6	844.80	29.21	-16.79	46.00	30.42	28.71	4.38	34.30	---	Peak	<p>Data: 2</p> <p>Date: 2023-10-25</p> <table border="1"> <thead> <tr> <th>Peak</th> <th>Freq (MHz)</th> <th>Level (dBuV/m)</th> <th>Over Limit (dB)</th> <th>Limit (dBuV/m)</th> <th>ReadAntenna (dBuV)</th> <th>Cable Loss (dB)</th> <th>Preamp Loss (dB)</th> <th>A/Pos (cm)</th> <th>T/Pos (deg)</th> <th>Remark</th> </tr> </thead> <tbody> <tr><td>1</td><td>34.85</td><td>29.99</td><td>-10.01</td><td>40.00</td><td>44.82</td><td>18.68</td><td>1.29</td><td>34.80</td><td>---</td><td>Peak</td></tr> <tr><td>2</td><td>146.40</td><td>24.40</td><td>-19.10</td><td>43.50</td><td>38.13</td><td>18.67</td><td>2.31</td><td>34.71</td><td>---</td><td>Peak</td></tr> <tr><td>3</td><td>191.99</td><td>27.26</td><td>-16.24</td><td>43.50</td><td>42.85</td><td>16.46</td><td>2.65</td><td>34.70</td><td>---</td><td>Peak</td></tr> <tr><td>4</td><td>307.42</td><td>24.75</td><td>-21.25</td><td>46.00</td><td>36.81</td><td>19.29</td><td>3.25</td><td>34.60</td><td>---</td><td>Peak</td></tr> <tr><td>5</td><td>485.90</td><td>23.05</td><td>-22.95</td><td>46.00</td><td>30.96</td><td>23.18</td><td>3.41</td><td>34.50</td><td>---</td><td>Peak</td></tr> <tr><td>6</td><td>597.45</td><td>27.18</td><td>-18.82</td><td>46.00</td><td>32.21</td><td>25.98</td><td>3.58</td><td>34.59</td><td>---</td><td>Peak</td></tr> </tbody> </table>	Peak	Freq (MHz)	Level (dBuV/m)	Over Limit (dB)	Limit (dBuV/m)	ReadAntenna (dBuV)	Cable Loss (dB)	Preamp Loss (dB)	A/Pos (cm)	T/Pos (deg)	Remark	1	34.85	29.99	-10.01	40.00	44.82	18.68	1.29	34.80	---	Peak	2	146.40	24.40	-19.10	43.50	38.13	18.67	2.31	34.71	---	Peak	3	191.99	27.26	-16.24	43.50	42.85	16.46	2.65	34.70	---	Peak	4	307.42	24.75	-21.25	46.00	36.81	19.29	3.25	34.60	---	Peak	5	485.90	23.05	-22.95	46.00	30.96	23.18	3.41	34.50	---	Peak	6	597.45	27.18	-18.82	46.00	32.21	25.98	3.58	34.59	---	Peak
Peak	Freq (MHz)	Level (dBuV/m)	Over Limit (dB)	Limit (dBuV/m)	ReadAntenna (dBuV)	Cable Loss (dB)	Preamp Loss (dB)	A/Pos (cm)	T/Pos (deg)	Remark																																																																																																																																																		
1	34.85	30.27	-9.73	40.00	45.10	18.68	1.29	34.80	---	Peak																																																																																																																																																		
2	147.37	24.24	-19.26	43.50	37.90	18.74	2.31	34.71	---	Peak																																																																																																																																																		
3	199.75	27.46	-16.04	43.50	43.42	15.99	2.75	34.70	---	Peak																																																																																																																																																		
4	310.33	24.49	-21.51	46.00	36.48	19.35	3.26	34.60	---	Peak																																																																																																																																																		
5	666.32	27.43	-18.57	46.00	31.68	26.53	3.69	34.47	---	Peak																																																																																																																																																		
6	844.80	29.21	-16.79	46.00	30.42	28.71	4.38	34.30	---	Peak																																																																																																																																																		
Peak	Freq (MHz)	Level (dBuV/m)	Over Limit (dB)	Limit (dBuV/m)	ReadAntenna (dBuV)	Cable Loss (dB)	Preamp Loss (dB)	A/Pos (cm)	T/Pos (deg)	Remark																																																																																																																																																		
1	34.85	29.99	-10.01	40.00	44.82	18.68	1.29	34.80	---	Peak																																																																																																																																																		
2	146.40	24.40	-19.10	43.50	38.13	18.67	2.31	34.71	---	Peak																																																																																																																																																		
3	191.99	27.26	-16.24	43.50	42.85	16.46	2.65	34.70	---	Peak																																																																																																																																																		
4	307.42	24.75	-21.25	46.00	36.81	19.29	3.25	34.60	---	Peak																																																																																																																																																		
5	485.90	23.05	-22.95	46.00	30.96	23.18	3.41	34.50	---	Peak																																																																																																																																																		
6	597.45	27.18	-18.82	46.00	32.21	25.98	3.58	34.59	---	Peak																																																																																																																																																		



Mode	16																																																																							
	Band Edge																																																																							
	U-NII-5 5.925-6.425_802.11a_CH1_5955MHZ																																																																							
ANT	0+1																																																																							
Pol.	Horizontal	Fundamental																																																																						
Peak	<table border="1"> <thead> <tr> <th>Limit</th> <th>Read</th> <th>Ant</th> <th>Cable</th> <th>Preamp</th> <th>APos</th> <th>TPos</th> <th>Remark</th> </tr> <tr> <th>Freq</th> <th>Level</th> <th>Line Margin</th> <th>Level Factor</th> <th>Loss Factor</th> <th></th> <th></th> <th></th> </tr> <tr> <th>MHz</th> <th>dBuV/m</th> <th>dBuV/m</th> <th>dB</th> <th>dBuV</th> <th>dB/m</th> <th>dB</th> <th>cm</th> <th>deg</th> </tr> </thead> <tbody> <tr> <td>1 5855.03</td> <td>50.41</td> <td>88.20</td> <td>-37.79</td> <td>39.60</td> <td>35.27</td> <td>8.87</td> <td>33.33</td> <td>400</td> <td>7 PEAK</td> </tr> </tbody> </table>	Limit	Read	Ant	Cable	Preamp	APos	TPos	Remark	Freq	Level	Line Margin	Level Factor	Loss Factor				MHz	dBuV/m	dBuV/m	dB	dBuV	dB/m	dB	cm	deg	1 5855.03	50.41	88.20	-37.79	39.60	35.27	8.87	33.33	400	7 PEAK	<table border="1"> <thead> <tr> <th>Limit</th> <th>Read</th> <th>Ant</th> <th>Cable</th> <th>Preamp</th> <th>APos</th> <th>TPos</th> <th>Remark</th> </tr> <tr> <th>Freq</th> <th>Level</th> <th>Line Margin</th> <th>Level Factor</th> <th>Loss Factor</th> <th></th> <th></th> <th></th> </tr> <tr> <th>MHz</th> <th>dBuV/m</th> <th>dBuV/m</th> <th>dB</th> <th>dBuV</th> <th>dB/m</th> <th>dB</th> <th>cm</th> <th>deg</th> </tr> </thead> <tbody> <tr> <td>1 5955.00</td> <td>84.68</td> <td>-----</td> <td>-----</td> <td>73.80</td> <td>35.44</td> <td>8.75</td> <td>33.31</td> <td>400</td> <td>7 PEAK</td> </tr> </tbody> </table>	Limit	Read	Ant	Cable	Preamp	APos	TPos	Remark	Freq	Level	Line Margin	Level Factor	Loss Factor				MHz	dBuV/m	dBuV/m	dB	dBuV	dB/m	dB	cm	deg	1 5955.00	84.68	-----	-----	73.80	35.44	8.75	33.31	400	7 PEAK
	Limit	Read	Ant	Cable	Preamp	APos	TPos	Remark																																																																
Freq	Level	Line Margin	Level Factor	Loss Factor																																																																				
MHz	dBuV/m	dBuV/m	dB	dBuV	dB/m	dB	cm	deg																																																																
1 5855.03	50.41	88.20	-37.79	39.60	35.27	8.87	33.33	400	7 PEAK																																																															
Limit	Read	Ant	Cable	Preamp	APos	TPos	Remark																																																																	
Freq	Level	Line Margin	Level Factor	Loss Factor																																																																				
MHz	dBuV/m	dBuV/m	dB	dBuV	dB/m	dB	cm	deg																																																																
1 5955.00	84.68	-----	-----	73.80	35.44	8.75	33.31	400	7 PEAK																																																															
Avg	<table border="1"> <thead> <tr> <th>Limit</th> <th>Read</th> <th>Ant</th> <th>Cable</th> <th>Preamp</th> <th>APos</th> <th>TPos</th> <th>Remark</th> </tr> <tr> <th>Freq</th> <th>Level</th> <th>Line Margin</th> <th>Level Factor</th> <th>Loss Factor</th> <th></th> <th></th> <th></th> </tr> <tr> <th>MHz</th> <th>dBuV/m</th> <th>dBuV/m</th> <th>dB</th> <th>dBuV</th> <th>dB/m</th> <th>dB</th> <th>cm</th> <th>deg</th> </tr> </thead> <tbody> <tr> <td>1 5917.43</td> <td>40.57</td> <td>68.20</td> <td>-27.63</td> <td>29.72</td> <td>35.37</td> <td>8.80</td> <td>33.32</td> <td>400</td> <td>7 AVERAGE</td> </tr> </tbody> </table>	Limit	Read	Ant	Cable	Preamp	APos	TPos	Remark	Freq	Level	Line Margin	Level Factor	Loss Factor				MHz	dBuV/m	dBuV/m	dB	dBuV	dB/m	dB	cm	deg	1 5917.43	40.57	68.20	-27.63	29.72	35.37	8.80	33.32	400	7 AVERAGE	<table border="1"> <thead> <tr> <th>Limit</th> <th>Read</th> <th>Ant</th> <th>Cable</th> <th>Preamp</th> <th>APos</th> <th>TPos</th> <th>Remark</th> </tr> <tr> <th>Freq</th> <th>Level</th> <th>Line Margin</th> <th>Level Factor</th> <th>Loss Factor</th> <th></th> <th></th> <th></th> </tr> <tr> <th>MHz</th> <th>dBuV/m</th> <th>dBuV/m</th> <th>dB</th> <th>dBuV</th> <th>dB/m</th> <th>dB</th> <th>cm</th> <th>deg</th> </tr> </thead> <tbody> <tr> <td>1 5955.00</td> <td>77.12</td> <td>99.20</td> <td>-22.08</td> <td>66.24</td> <td>35.44</td> <td>8.75</td> <td>33.31</td> <td>400</td> <td>7 AVERAGE</td> </tr> </tbody> </table>	Limit	Read	Ant	Cable	Preamp	APos	TPos	Remark	Freq	Level	Line Margin	Level Factor	Loss Factor				MHz	dBuV/m	dBuV/m	dB	dBuV	dB/m	dB	cm	deg	1 5955.00	77.12	99.20	-22.08	66.24	35.44	8.75	33.31	400	7 AVERAGE
	Limit	Read	Ant	Cable	Preamp	APos	TPos	Remark																																																																
Freq	Level	Line Margin	Level Factor	Loss Factor																																																																				
MHz	dBuV/m	dBuV/m	dB	dBuV	dB/m	dB	cm	deg																																																																
1 5917.43	40.57	68.20	-27.63	29.72	35.37	8.80	33.32	400	7 AVERAGE																																																															
Limit	Read	Ant	Cable	Preamp	APos	TPos	Remark																																																																	
Freq	Level	Line Margin	Level Factor	Loss Factor																																																																				
MHz	dBuV/m	dBuV/m	dB	dBuV	dB/m	dB	cm	deg																																																																
1 5955.00	77.12	99.20	-22.08	66.24	35.44	8.75	33.31	400	7 AVERAGE																																																															



Mode	16																																																																											
	Band Edge																																																																											
	U-NII-5 5.925-6.425_802.11a_CH1_5955MHZ																																																																											
ANT	0+1																																																																											
Pol.	Vertical	Fundamental																																																																										
Peak	<table border="1"> <thead> <tr> <th>Limit</th> <th>Read</th> <th>Ant</th> <th>Cable</th> <th>Preamp</th> <th>APos</th> <th>TPos</th> <th>Remark</th> </tr> <tr> <th>Freq</th> <th>Level</th> <th>Line Margin</th> <th>Level Factor</th> <th>Loss Factor</th> <th></th> <th></th> <th></th> </tr> <tr> <th>MHz</th> <th>dBuV/m</th> <th>dBuV/m</th> <th>dB</th> <th>dBuV</th> <th>dB/m</th> <th>dB</th> <th>cm</th> <th>deg</th> </tr> </thead> <tbody> <tr> <td>1</td> <td>5892.73</td> <td>50.41</td> <td>88.20</td> <td>-37.79</td> <td>39.57</td> <td>35.33</td> <td>8.83</td> <td>33.32</td> <td>400</td> <td>252</td> <td>PEAK</td> </tr> </tbody> </table>	Limit	Read	Ant	Cable	Preamp	APos	TPos	Remark	Freq	Level	Line Margin	Level Factor	Loss Factor				MHz	dBuV/m	dBuV/m	dB	dBuV	dB/m	dB	cm	deg	1	5892.73	50.41	88.20	-37.79	39.57	35.33	8.83	33.32	400	252	PEAK	<table border="1"> <thead> <tr> <th>Limit</th> <th>Read</th> <th>Ant</th> <th>Cable</th> <th>Preamp</th> <th>APos</th> <th>TPos</th> <th>Remark</th> </tr> <tr> <th>Freq</th> <th>Level</th> <th>Line Margin</th> <th>Level Factor</th> <th>Loss Factor</th> <th></th> <th></th> <th></th> </tr> <tr> <th>MHz</th> <th>dBuV/m</th> <th>dBuV/m</th> <th>dB</th> <th>dBuV</th> <th>dB/m</th> <th>dB</th> <th>cm</th> <th>deg</th> </tr> </thead> <tbody> <tr> <td>1</td> <td>5955.00</td> <td>80.25</td> <td>-----</td> <td>-----</td> <td>69.37</td> <td>35.43</td> <td>8.76</td> <td>33.31</td> <td>400</td> <td>252</td> <td>PEAK</td> </tr> </tbody> </table>	Limit	Read	Ant	Cable	Preamp	APos	TPos	Remark	Freq	Level	Line Margin	Level Factor	Loss Factor				MHz	dBuV/m	dBuV/m	dB	dBuV	dB/m	dB	cm	deg	1	5955.00	80.25	-----	-----	69.37	35.43	8.76	33.31	400	252	PEAK
	Limit	Read	Ant	Cable	Preamp	APos	TPos	Remark																																																																				
Freq	Level	Line Margin	Level Factor	Loss Factor																																																																								
MHz	dBuV/m	dBuV/m	dB	dBuV	dB/m	dB	cm	deg																																																																				
1	5892.73	50.41	88.20	-37.79	39.57	35.33	8.83	33.32	400	252	PEAK																																																																	
Limit	Read	Ant	Cable	Preamp	APos	TPos	Remark																																																																					
Freq	Level	Line Margin	Level Factor	Loss Factor																																																																								
MHz	dBuV/m	dBuV/m	dB	dBuV	dB/m	dB	cm	deg																																																																				
1	5955.00	80.25	-----	-----	69.37	35.43	8.76	33.31	400	252	PEAK																																																																	
Avg	<table border="1"> <thead> <tr> <th>Limit</th> <th>Read</th> <th>Ant</th> <th>Cable</th> <th>Preamp</th> <th>APos</th> <th>TPos</th> <th>Remark</th> </tr> <tr> <th>Freq</th> <th>Level</th> <th>Line Margin</th> <th>Level Factor</th> <th>Loss Factor</th> <th></th> <th></th> <th></th> </tr> <tr> <th>MHz</th> <th>dBuV/m</th> <th>dBuV/m</th> <th>dB</th> <th>dBuV</th> <th>dB/m</th> <th>dB</th> <th>cm</th> <th>deg</th> </tr> </thead> <tbody> <tr> <td>1</td> <td>5921.59</td> <td>40.55</td> <td>68.20</td> <td>-27.65</td> <td>29.70</td> <td>35.38</td> <td>8.79</td> <td>33.32</td> <td>400</td> <td>252</td> <td>AVERAGE</td> </tr> </tbody> </table>	Limit	Read	Ant	Cable	Preamp	APos	TPos	Remark	Freq	Level	Line Margin	Level Factor	Loss Factor				MHz	dBuV/m	dBuV/m	dB	dBuV	dB/m	dB	cm	deg	1	5921.59	40.55	68.20	-27.65	29.70	35.38	8.79	33.32	400	252	AVERAGE	<table border="1"> <thead> <tr> <th>Limit</th> <th>Read</th> <th>Ant</th> <th>Cable</th> <th>Preamp</th> <th>APos</th> <th>TPos</th> <th>Remark</th> </tr> <tr> <th>Freq</th> <th>Level</th> <th>Line Margin</th> <th>Level Factor</th> <th>Loss Factor</th> <th></th> <th></th> <th></th> </tr> <tr> <th>MHz</th> <th>dBuV/m</th> <th>dBuV/m</th> <th>dB</th> <th>dBuV</th> <th>dB/m</th> <th>dB</th> <th>cm</th> <th>deg</th> </tr> </thead> <tbody> <tr> <td>1</td> <td>5955.00</td> <td>73.83</td> <td>99.20</td> <td>-25.37</td> <td>62.95</td> <td>35.43</td> <td>8.76</td> <td>33.31</td> <td>400</td> <td>252</td> <td>AVERAGE</td> </tr> </tbody> </table>	Limit	Read	Ant	Cable	Preamp	APos	TPos	Remark	Freq	Level	Line Margin	Level Factor	Loss Factor				MHz	dBuV/m	dBuV/m	dB	dBuV	dB/m	dB	cm	deg	1	5955.00	73.83	99.20	-25.37	62.95	35.43	8.76	33.31	400	252	AVERAGE
Limit	Read	Ant	Cable	Preamp	APos	TPos	Remark																																																																					
Freq	Level	Line Margin	Level Factor	Loss Factor																																																																								
MHz	dBuV/m	dBuV/m	dB	dBuV	dB/m	dB	cm	deg																																																																				
1	5921.59	40.55	68.20	-27.65	29.70	35.38	8.79	33.32	400	252	AVERAGE																																																																	
Limit	Read	Ant	Cable	Preamp	APos	TPos	Remark																																																																					
Freq	Level	Line Margin	Level Factor	Loss Factor																																																																								
MHz	dBuV/m	dBuV/m	dB	dBuV	dB/m	dB	cm	deg																																																																				
1	5955.00	73.83	99.20	-25.37	62.95	35.43	8.76	33.31	400	252	AVERAGE																																																																	



Mode	16																																																																																																
	Harmonic																																																																																																
	U-NII-5_5.925-6.425_802.11a_CH1_5955MHz																																																																																																
ANT	0+1																																																																																																
Pol.	Horizontal	Vertical																																																																																															
Peak Avg																																																																																																	
	<table border="1"> <thead> <tr> <th>Limit</th> <th>Read</th> <th>Ant</th> <th>Cable</th> <th>Preamp</th> <th>APos</th> <th>TPos</th> <th>Remark</th> </tr> <tr> <th>Freq</th> <th>Level</th> <th>Line Margin</th> <th>Level</th> <th>Factor</th> <th>Loss Factor</th> <th></th> <th></th> </tr> <tr> <th>MHz</th> <th>dBuV/m</th> <th>dBuV/m</th> <th>dB</th> <th>dBuV</th> <th>dB/m</th> <th>dB</th> <th>dB</th> </tr> </thead> <tbody> <tr> <td>1</td> <td>11910.00</td> <td>49.76</td> <td>74.00</td> <td>-24.24</td> <td>49.06</td> <td>39.09</td> <td>11.66</td> <td>50.05</td> <td>--</td> <td>--</td> <td>Peak</td> </tr> <tr> <td>2</td> <td>17865.00</td> <td>49.27</td> <td>74.00</td> <td>-24.73</td> <td>46.53</td> <td>41.55</td> <td>13.31</td> <td>52.12</td> <td>--</td> <td>--</td> <td>Peak</td> </tr> </tbody> </table>	Limit	Read	Ant	Cable	Preamp	APos	TPos	Remark	Freq	Level	Line Margin	Level	Factor	Loss Factor			MHz	dBuV/m	dBuV/m	dB	dBuV	dB/m	dB	dB	1	11910.00	49.76	74.00	-24.24	49.06	39.09	11.66	50.05	--	--	Peak	2	17865.00	49.27	74.00	-24.73	46.53	41.55	13.31	52.12	--	--	Peak	<table border="1"> <thead> <tr> <th>Limit</th> <th>Read</th> <th>Ant</th> <th>Cable</th> <th>Preamp</th> <th>APos</th> <th>TPos</th> <th>Remark</th> </tr> <tr> <th>Freq</th> <th>Level</th> <th>Line Margin</th> <th>Level</th> <th>Factor</th> <th>Loss Factor</th> <th></th> <th></th> </tr> <tr> <th>MHz</th> <th>dBuV/m</th> <th>dBuV/m</th> <th>dB</th> <th>dBuV</th> <th>dB/m</th> <th>dB</th> <th>dB</th> </tr> </thead> <tbody> <tr> <td>1</td> <td>11910.00</td> <td>50.16</td> <td>74.00</td> <td>-23.84</td> <td>49.46</td> <td>39.09</td> <td>11.66</td> <td>50.05</td> <td>--</td> <td>--</td> <td>Peak</td> </tr> <tr> <td>2</td> <td>17865.00</td> <td>49.27</td> <td>74.00</td> <td>-24.73</td> <td>46.53</td> <td>41.55</td> <td>13.31</td> <td>52.12</td> <td>--</td> <td>--</td> <td>Peak</td> </tr> </tbody> </table>	Limit	Read	Ant	Cable	Preamp	APos	TPos	Remark	Freq	Level	Line Margin	Level	Factor	Loss Factor			MHz	dBuV/m	dBuV/m	dB	dBuV	dB/m	dB	dB	1	11910.00	50.16	74.00	-23.84	49.46	39.09	11.66	50.05	--	--	Peak	2	17865.00	49.27	74.00	-24.73	46.53	41.55	13.31	52.12	--	--
Limit	Read	Ant	Cable	Preamp	APos	TPos	Remark																																																																																										
Freq	Level	Line Margin	Level	Factor	Loss Factor																																																																																												
MHz	dBuV/m	dBuV/m	dB	dBuV	dB/m	dB	dB																																																																																										
1	11910.00	49.76	74.00	-24.24	49.06	39.09	11.66	50.05	--	--	Peak																																																																																						
2	17865.00	49.27	74.00	-24.73	46.53	41.55	13.31	52.12	--	--	Peak																																																																																						
Limit	Read	Ant	Cable	Preamp	APos	TPos	Remark																																																																																										
Freq	Level	Line Margin	Level	Factor	Loss Factor																																																																																												
MHz	dBuV/m	dBuV/m	dB	dBuV	dB/m	dB	dB																																																																																										
1	11910.00	50.16	74.00	-23.84	49.46	39.09	11.66	50.05	--	--	Peak																																																																																						
2	17865.00	49.27	74.00	-24.73	46.53	41.55	13.31	52.12	--	--	Peak																																																																																						



Mode	17																																																																				
	Harmonic																																																																				
	U-NII-5_5.925-6.425_802.11a_CH49_6195MHZ																																																																				
ANT	0+1																																																																				
Pol.	Horizontal	Vertical																																																																			
Peak Avg																																																																					
	<table border="1"> <thead> <tr> <th>Limit</th> <th>Read</th> <th>Ant</th> <th>Cable</th> <th>Preamp</th> <th>APos</th> <th>TPos</th> <th>Remark</th> </tr> <tr> <th>Freq</th> <th>Level</th> <th>Line Margin</th> <th>Level Factor</th> <th>Loss Factor</th> <th></th> <th></th> <th></th> </tr> <tr> <th>MHz</th> <th>dBuV/m</th> <th>dBuV/m</th> <th>dB</th> <th>dBuV</th> <th>dB/m</th> <th>dB</th> <th>cm</th> <th>deg</th> </tr> </thead> <tbody> <tr> <td>1 12390.00</td> <td>47.96</td> <td>74.00</td> <td>-26.04</td> <td>48.68</td> <td>39.36</td> <td>11.78</td> <td>51.86</td> <td>-- -- Peak</td> </tr> </tbody> </table>	Limit	Read	Ant	Cable	Preamp	APos	TPos	Remark	Freq	Level	Line Margin	Level Factor	Loss Factor				MHz	dBuV/m	dBuV/m	dB	dBuV	dB/m	dB	cm	deg	1 12390.00	47.96	74.00	-26.04	48.68	39.36	11.78	51.86	-- -- Peak	<table border="1"> <thead> <tr> <th>Limit</th> <th>Read</th> <th>Ant</th> <th>Cable</th> <th>Preamp</th> <th>APos</th> <th>TPos</th> <th>Remark</th> </tr> <tr> <th>Freq</th> <th>Level</th> <th>Line Margin</th> <th>Level Factor</th> <th>Loss Factor</th> <th></th> <th></th> <th></th> </tr> <tr> <th>MHz</th> <th>dBuV/m</th> <th>dBuV/m</th> <th>dB</th> <th>dBuV</th> <th>dB/m</th> <th>dB</th> <th>cm</th> <th>deg</th> </tr> </thead> <tbody> <tr> <td>1 12390.00</td> <td>48.96</td> <td>74.00</td> <td>-25.04</td> <td>49.68</td> <td>39.36</td> <td>11.78</td> <td>51.86</td> <td>-- -- Peak</td> </tr> </tbody> </table>	Limit	Read	Ant	Cable	Preamp	APos	TPos	Remark	Freq	Level	Line Margin	Level Factor	Loss Factor				MHz	dBuV/m	dBuV/m	dB	dBuV	dB/m	dB	cm	deg	1 12390.00	48.96	74.00	-25.04	49.68	39.36	11.78	51.86
Limit	Read	Ant	Cable	Preamp	APos	TPos	Remark																																																														
Freq	Level	Line Margin	Level Factor	Loss Factor																																																																	
MHz	dBuV/m	dBuV/m	dB	dBuV	dB/m	dB	cm	deg																																																													
1 12390.00	47.96	74.00	-26.04	48.68	39.36	11.78	51.86	-- -- Peak																																																													
Limit	Read	Ant	Cable	Preamp	APos	TPos	Remark																																																														
Freq	Level	Line Margin	Level Factor	Loss Factor																																																																	
MHz	dBuV/m	dBuV/m	dB	dBuV	dB/m	dB	cm	deg																																																													
1 12390.00	48.96	74.00	-25.04	49.68	39.36	11.78	51.86	-- -- Peak																																																													



Mode	18																																																																						
	Harmonic																																																																						
	U-NII-5_5.925-6.425_802.11a_CH93_6415MHz																																																																						
ANT	0+1																																																																						
Pol.	Horizontal	Vertical																																																																					
Peak Avg	<p>Date: 2023-10-07</p>	<p>Date: 2023-10-07</p>																																																																					
	<table border="1"> <thead> <tr> <th>Limit</th> <th>Read</th> <th>Ant</th> <th>Cable</th> <th>Preamp</th> <th>APos</th> <th>TPos</th> <th>Remark</th> </tr> <tr> <th>Freq</th> <th>Level</th> <th>Line Margin</th> <th>Level Factor</th> <th>Loss Factor</th> <th></th> <th></th> <th></th> </tr> <tr> <th>MHz</th> <th>dBuV/m</th> <th>dBuV/m</th> <th>dB</th> <th>dBuV</th> <th>dB/m</th> <th>dB</th> <th>cm</th> <th>deg</th> </tr> </thead> <tbody> <tr> <td>1 12830.00</td> <td>49.68</td> <td>88.20</td> <td>-38.52</td> <td>50.44</td> <td>39.47</td> <td>11.87</td> <td>52.10</td> <td>--</td> <td>Peak</td> </tr> </tbody> </table>	Limit	Read	Ant	Cable	Preamp	APos	TPos	Remark	Freq	Level	Line Margin	Level Factor	Loss Factor				MHz	dBuV/m	dBuV/m	dB	dBuV	dB/m	dB	cm	deg	1 12830.00	49.68	88.20	-38.52	50.44	39.47	11.87	52.10	--	Peak	<table border="1"> <thead> <tr> <th>Limit</th> <th>Read</th> <th>Ant</th> <th>Cable</th> <th>Preamp</th> <th>APos</th> <th>TPos</th> <th>Remark</th> </tr> <tr> <th>Freq</th> <th>Level</th> <th>Line Margin</th> <th>Level Factor</th> <th>Loss Factor</th> <th></th> <th></th> <th></th> </tr> <tr> <th>MHz</th> <th>dBuV/m</th> <th>dBuV/m</th> <th>dB</th> <th>dBuV</th> <th>dB/m</th> <th>dB</th> <th>cm</th> <th>deg</th> </tr> </thead> <tbody> <tr> <td>1 12830.00</td> <td>50.68</td> <td>88.20</td> <td>-37.52</td> <td>51.44</td> <td>39.47</td> <td>11.87</td> <td>52.10</td> <td>--</td> <td>Peak</td> </tr> </tbody> </table>	Limit	Read	Ant	Cable	Preamp	APos	TPos	Remark	Freq	Level	Line Margin	Level Factor	Loss Factor				MHz	dBuV/m	dBuV/m	dB	dBuV	dB/m	dB	cm	deg	1 12830.00	50.68	88.20	-37.52	51.44	39.47	11.87	52.10	--
Limit	Read	Ant	Cable	Preamp	APos	TPos	Remark																																																																
Freq	Level	Line Margin	Level Factor	Loss Factor																																																																			
MHz	dBuV/m	dBuV/m	dB	dBuV	dB/m	dB	cm	deg																																																															
1 12830.00	49.68	88.20	-38.52	50.44	39.47	11.87	52.10	--	Peak																																																														
Limit	Read	Ant	Cable	Preamp	APos	TPos	Remark																																																																
Freq	Level	Line Margin	Level Factor	Loss Factor																																																																			
MHz	dBuV/m	dBuV/m	dB	dBuV	dB/m	dB	cm	deg																																																															
1 12830.00	50.68	88.20	-37.52	51.44	39.47	11.87	52.10	--	Peak																																																														



Mode	19																																																																						
	Harmonic																																																																						
	U-NII-6_6.425-6.525_802.11a_CH97_6435MHz																																																																						
ANT	0+1																																																																						
Pol.	Horizontal	Vertical																																																																					
Peak Avg																																																																							
	<table border="1"> <thead> <tr> <th>Limit</th> <th>Read</th> <th>Ant</th> <th>Cable</th> <th>Preamp</th> <th>APos</th> <th>TPos</th> <th>Remark</th> </tr> <tr> <th>Freq</th> <th>Level</th> <th>Line Margin</th> <th>Level Factor</th> <th>Loss Factor</th> <th></th> <th></th> <th></th> </tr> <tr> <th>MHz</th> <th>dBuV/m</th> <th>dBuV/m</th> <th>dB</th> <th>dBuV</th> <th>dB/m</th> <th>dB</th> <th>cm</th> <th>deg</th> </tr> </thead> <tbody> <tr> <td>1 12870.00</td> <td>48.00</td> <td>88.20</td> <td>-40.20</td> <td>54.46</td> <td>39.47</td> <td>11.88</td> <td>57.81</td> <td>--</td> <td>-- Peak</td> </tr> </tbody> </table>	Limit	Read	Ant	Cable	Preamp	APos	TPos	Remark	Freq	Level	Line Margin	Level Factor	Loss Factor				MHz	dBuV/m	dBuV/m	dB	dBuV	dB/m	dB	cm	deg	1 12870.00	48.00	88.20	-40.20	54.46	39.47	11.88	57.81	--	-- Peak	<table border="1"> <thead> <tr> <th>Limit</th> <th>Read</th> <th>Ant</th> <th>Cable</th> <th>Preamp</th> <th>APos</th> <th>TPos</th> <th>Remark</th> </tr> <tr> <th>Freq</th> <th>Level</th> <th>Line Margin</th> <th>Level Factor</th> <th>Loss Factor</th> <th></th> <th></th> <th></th> </tr> <tr> <th>MHz</th> <th>dBuV/m</th> <th>dBuV/m</th> <th>dB</th> <th>dBuV</th> <th>dB/m</th> <th>dB</th> <th>cm</th> <th>deg</th> </tr> </thead> <tbody> <tr> <td>1 12870.00</td> <td>48.22</td> <td>88.20</td> <td>-39.98</td> <td>54.68</td> <td>39.47</td> <td>11.88</td> <td>57.81</td> <td>--</td> <td>-- Peak</td> </tr> </tbody> </table>	Limit	Read	Ant	Cable	Preamp	APos	TPos	Remark	Freq	Level	Line Margin	Level Factor	Loss Factor				MHz	dBuV/m	dBuV/m	dB	dBuV	dB/m	dB	cm	deg	1 12870.00	48.22	88.20	-39.98	54.68	39.47	11.88	57.81	--
Limit	Read	Ant	Cable	Preamp	APos	TPos	Remark																																																																
Freq	Level	Line Margin	Level Factor	Loss Factor																																																																			
MHz	dBuV/m	dBuV/m	dB	dBuV	dB/m	dB	cm	deg																																																															
1 12870.00	48.00	88.20	-40.20	54.46	39.47	11.88	57.81	--	-- Peak																																																														
Limit	Read	Ant	Cable	Preamp	APos	TPos	Remark																																																																
Freq	Level	Line Margin	Level Factor	Loss Factor																																																																			
MHz	dBuV/m	dBuV/m	dB	dBuV	dB/m	dB	cm	deg																																																															
1 12870.00	48.22	88.20	-39.98	54.68	39.47	11.88	57.81	--	-- Peak																																																														



Mode	20																																																																				
	Harmonic																																																																				
	U-NII-6_6.425-6.525_802.11a_CH105_6475MHz																																																																				
ANT	0+1																																																																				
Pol.	Horizontal	Vertical																																																																			
Peak Avg																																																																					
	<table border="1"> <thead> <tr> <th>Limit</th> <th>Read</th> <th>Ant</th> <th>Cable</th> <th>Preamp</th> <th>APos</th> <th>TPos</th> <th>Remark</th> </tr> <tr> <th>Freq</th> <th>Level</th> <th>Line Margin</th> <th>Level Factor</th> <th>Loss Factor</th> <th></th> <th></th> <th></th> </tr> <tr> <th>MHz</th> <th>dBuV/m</th> <th>dBuV/m</th> <th>dB</th> <th>dBuV</th> <th>dB/m</th> <th>dB</th> <th>cm</th> <th>deg</th> </tr> </thead> <tbody> <tr> <td>1 12950.00</td> <td>47.54</td> <td>88.20</td> <td>-40.66</td> <td>54.01</td> <td>39.49</td> <td>11.90</td> <td>57.86</td> <td>-- -- Peak</td> </tr> </tbody> </table>	Limit	Read	Ant	Cable	Preamp	APos	TPos	Remark	Freq	Level	Line Margin	Level Factor	Loss Factor				MHz	dBuV/m	dBuV/m	dB	dBuV	dB/m	dB	cm	deg	1 12950.00	47.54	88.20	-40.66	54.01	39.49	11.90	57.86	-- -- Peak	<table border="1"> <thead> <tr> <th>Limit</th> <th>Read</th> <th>Ant</th> <th>Cable</th> <th>Preamp</th> <th>APos</th> <th>TPos</th> <th>Remark</th> </tr> <tr> <th>Freq</th> <th>Level</th> <th>Line Margin</th> <th>Level Factor</th> <th>Loss Factor</th> <th></th> <th></th> <th></th> </tr> <tr> <th>MHz</th> <th>dBuV/m</th> <th>dBuV/m</th> <th>dB</th> <th>dBuV</th> <th>dB/m</th> <th>dB</th> <th>cm</th> <th>deg</th> </tr> </thead> <tbody> <tr> <td>1 12950.00</td> <td>47.75</td> <td>88.20</td> <td>-40.45</td> <td>54.22</td> <td>39.49</td> <td>11.90</td> <td>57.86</td> <td>-- -- Peak</td> </tr> </tbody> </table>	Limit	Read	Ant	Cable	Preamp	APos	TPos	Remark	Freq	Level	Line Margin	Level Factor	Loss Factor				MHz	dBuV/m	dBuV/m	dB	dBuV	dB/m	dB	cm	deg	1 12950.00	47.75	88.20	-40.45	54.22	39.49	11.90	57.86
Limit	Read	Ant	Cable	Preamp	APos	TPos	Remark																																																														
Freq	Level	Line Margin	Level Factor	Loss Factor																																																																	
MHz	dBuV/m	dBuV/m	dB	dBuV	dB/m	dB	cm	deg																																																													
1 12950.00	47.54	88.20	-40.66	54.01	39.49	11.90	57.86	-- -- Peak																																																													
Limit	Read	Ant	Cable	Preamp	APos	TPos	Remark																																																														
Freq	Level	Line Margin	Level Factor	Loss Factor																																																																	
MHz	dBuV/m	dBuV/m	dB	dBuV	dB/m	dB	cm	deg																																																													
1 12950.00	47.75	88.20	-40.45	54.22	39.49	11.90	57.86	-- -- Peak																																																													



Mode	21																																																																						
	Harmonic																																																																						
	U-NII-6_6.425-6.525_802.11a_CH113_6515MHz																																																																						
ANT	0+1																																																																						
Pol.	Horizontal	Vertical																																																																					
Peak Avg																																																																							
	<table border="1"> <thead> <tr> <th>Limit</th> <th>Read</th> <th>Ant</th> <th>Cable</th> <th>Preamp</th> <th>APos</th> <th>TPos</th> <th>Remark</th> </tr> <tr> <th>Freq</th> <th>Level</th> <th>Line Margin</th> <th>Level Factor</th> <th>Loss Factor</th> <th></th> <th></th> <th></th> </tr> <tr> <th>MHz</th> <th>dBuV/m</th> <th>dBuV/m</th> <th>dB</th> <th>dBuV</th> <th>dB/m</th> <th>dB</th> <th>cm</th> <th>deg</th> </tr> </thead> <tbody> <tr> <td>1 13030.00</td> <td>47.83</td> <td>88.20</td> <td>-40.37</td> <td>54.33</td> <td>39.50</td> <td>11.93</td> <td>57.93</td> <td>--</td> <td>Peak</td> </tr> </tbody> </table>	Limit	Read	Ant	Cable	Preamp	APos	TPos	Remark	Freq	Level	Line Margin	Level Factor	Loss Factor				MHz	dBuV/m	dBuV/m	dB	dBuV	dB/m	dB	cm	deg	1 13030.00	47.83	88.20	-40.37	54.33	39.50	11.93	57.93	--	Peak	<table border="1"> <thead> <tr> <th>Limit</th> <th>Read</th> <th>Ant</th> <th>Cable</th> <th>Preamp</th> <th>APos</th> <th>TPos</th> <th>Remark</th> </tr> <tr> <th>Freq</th> <th>Level</th> <th>Line Margin</th> <th>Level Factor</th> <th>Loss Factor</th> <th></th> <th></th> <th></th> </tr> <tr> <th>MHz</th> <th>dBuV/m</th> <th>dBuV/m</th> <th>dB</th> <th>dBuV</th> <th>dB/m</th> <th>dB</th> <th>cm</th> <th>deg</th> </tr> </thead> <tbody> <tr> <td>1 13030.00</td> <td>48.75</td> <td>88.20</td> <td>-39.45</td> <td>55.25</td> <td>39.50</td> <td>11.93</td> <td>57.93</td> <td>--</td> <td>Peak</td> </tr> </tbody> </table>	Limit	Read	Ant	Cable	Preamp	APos	TPos	Remark	Freq	Level	Line Margin	Level Factor	Loss Factor				MHz	dBuV/m	dBuV/m	dB	dBuV	dB/m	dB	cm	deg	1 13030.00	48.75	88.20	-39.45	55.25	39.50	11.93	57.93	--
Limit	Read	Ant	Cable	Preamp	APos	TPos	Remark																																																																
Freq	Level	Line Margin	Level Factor	Loss Factor																																																																			
MHz	dBuV/m	dBuV/m	dB	dBuV	dB/m	dB	cm	deg																																																															
1 13030.00	47.83	88.20	-40.37	54.33	39.50	11.93	57.93	--	Peak																																																														
Limit	Read	Ant	Cable	Preamp	APos	TPos	Remark																																																																
Freq	Level	Line Margin	Level Factor	Loss Factor																																																																			
MHz	dBuV/m	dBuV/m	dB	dBuV	dB/m	dB	cm	deg																																																															
1 13030.00	48.75	88.20	-39.45	55.25	39.50	11.93	57.93	--	Peak																																																														



Mode	22																																																																						
	Harmonic																																																																						
	U-NII-7_6.525-6.875_802.11a_CH117_6535MHz																																																																						
ANT	0+1																																																																						
Pol.	Horizontal	Vertical																																																																					
Peak Avg																																																																							
	<table border="1"> <thead> <tr> <th>Limit</th> <th>Read</th> <th>Ant</th> <th>Cable</th> <th>Preamp</th> <th>APos</th> <th>TPos</th> <th>Remark</th> </tr> <tr> <th>Freq</th> <th>Level</th> <th>Line Margin</th> <th>Level Factor</th> <th>Loss Factor</th> <th></th> <th></th> <th></th> </tr> <tr> <th>MHz</th> <th>dBuV/m</th> <th>dBuV/m</th> <th>dB</th> <th>dBuV</th> <th>dB/m</th> <th>dB</th> <th>cm</th> <th>deg</th> </tr> </thead> <tbody> <tr> <td>1 13070.00</td> <td>46.38</td> <td>88.20</td> <td>-41.82</td> <td>52.89</td> <td>39.50</td> <td>11.96</td> <td>57.97</td> <td>--</td> <td>Peak</td> </tr> </tbody> </table>	Limit	Read	Ant	Cable	Preamp	APos	TPos	Remark	Freq	Level	Line Margin	Level Factor	Loss Factor				MHz	dBuV/m	dBuV/m	dB	dBuV	dB/m	dB	cm	deg	1 13070.00	46.38	88.20	-41.82	52.89	39.50	11.96	57.97	--	Peak	<table border="1"> <thead> <tr> <th>Limit</th> <th>Read</th> <th>Ant</th> <th>Cable</th> <th>Preamp</th> <th>APos</th> <th>TPos</th> <th>Remark</th> </tr> <tr> <th>Freq</th> <th>Level</th> <th>Line Margin</th> <th>Level Factor</th> <th>Loss Factor</th> <th></th> <th></th> <th></th> </tr> <tr> <th>MHz</th> <th>dBuV/m</th> <th>dBuV/m</th> <th>dB</th> <th>dBuV</th> <th>dB/m</th> <th>dB</th> <th>cm</th> <th>deg</th> </tr> </thead> <tbody> <tr> <td>1 13070.00</td> <td>47.62</td> <td>88.20</td> <td>-40.58</td> <td>54.13</td> <td>39.50</td> <td>11.96</td> <td>57.97</td> <td>--</td> <td>Peak</td> </tr> </tbody> </table>	Limit	Read	Ant	Cable	Preamp	APos	TPos	Remark	Freq	Level	Line Margin	Level Factor	Loss Factor				MHz	dBuV/m	dBuV/m	dB	dBuV	dB/m	dB	cm	deg	1 13070.00	47.62	88.20	-40.58	54.13	39.50	11.96	57.97	--
Limit	Read	Ant	Cable	Preamp	APos	TPos	Remark																																																																
Freq	Level	Line Margin	Level Factor	Loss Factor																																																																			
MHz	dBuV/m	dBuV/m	dB	dBuV	dB/m	dB	cm	deg																																																															
1 13070.00	46.38	88.20	-41.82	52.89	39.50	11.96	57.97	--	Peak																																																														
Limit	Read	Ant	Cable	Preamp	APos	TPos	Remark																																																																
Freq	Level	Line Margin	Level Factor	Loss Factor																																																																			
MHz	dBuV/m	dBuV/m	dB	dBuV	dB/m	dB	cm	deg																																																															
1 13070.00	47.62	88.20	-40.58	54.13	39.50	11.96	57.97	--	Peak																																																														



Mode	23																																																																						
	Harmonic																																																																						
	U-NII-7_6.525-6.875_802.11a_CH149_6695MHz																																																																						
ANT	0+1																																																																						
Pol.	Horizontal	Vertical																																																																					
Peak Avg																																																																							
	<table border="1"> <thead> <tr> <th>Limit</th> <th>Read</th> <th>Ant</th> <th>Cable</th> <th>Preamp</th> <th>APos</th> <th>TPos</th> <th>Remark</th> </tr> <tr> <th>Freq</th> <th>Level</th> <th>Line Margin</th> <th>Level Factor</th> <th>Loss Factor</th> <th></th> <th></th> <th></th> </tr> <tr> <th>MHz</th> <th>dBuV/m</th> <th>dBuV/m</th> <th>dB</th> <th>dBuV</th> <th>dB/m</th> <th>dB</th> <th>cm</th> <th>deg</th> </tr> </thead> <tbody> <tr> <td>1 13390.00</td> <td>47.33</td> <td>74.00</td> <td>-26.67</td> <td>53.93</td> <td>39.50</td> <td>12.23</td> <td>58.33</td> <td>--</td> <td>Peak</td> </tr> </tbody> </table>	Limit	Read	Ant	Cable	Preamp	APos	TPos	Remark	Freq	Level	Line Margin	Level Factor	Loss Factor				MHz	dBuV/m	dBuV/m	dB	dBuV	dB/m	dB	cm	deg	1 13390.00	47.33	74.00	-26.67	53.93	39.50	12.23	58.33	--	Peak	<table border="1"> <thead> <tr> <th>Limit</th> <th>Read</th> <th>Ant</th> <th>Cable</th> <th>Preamp</th> <th>APos</th> <th>TPos</th> <th>Remark</th> </tr> <tr> <th>Freq</th> <th>Level</th> <th>Line Margin</th> <th>Level Factor</th> <th>Loss Factor</th> <th></th> <th></th> <th></th> </tr> <tr> <th>MHz</th> <th>dBuV/m</th> <th>dBuV/m</th> <th>dB</th> <th>dBuV</th> <th>dB/m</th> <th>dB</th> <th>cm</th> <th>deg</th> </tr> </thead> <tbody> <tr> <td>1 13390.00</td> <td>47.18</td> <td>74.00</td> <td>-26.82</td> <td>53.78</td> <td>39.50</td> <td>12.23</td> <td>58.33</td> <td>--</td> <td>Peak</td> </tr> </tbody> </table>	Limit	Read	Ant	Cable	Preamp	APos	TPos	Remark	Freq	Level	Line Margin	Level Factor	Loss Factor				MHz	dBuV/m	dBuV/m	dB	dBuV	dB/m	dB	cm	deg	1 13390.00	47.18	74.00	-26.82	53.78	39.50	12.23	58.33	--
Limit	Read	Ant	Cable	Preamp	APos	TPos	Remark																																																																
Freq	Level	Line Margin	Level Factor	Loss Factor																																																																			
MHz	dBuV/m	dBuV/m	dB	dBuV	dB/m	dB	cm	deg																																																															
1 13390.00	47.33	74.00	-26.67	53.93	39.50	12.23	58.33	--	Peak																																																														
Limit	Read	Ant	Cable	Preamp	APos	TPos	Remark																																																																
Freq	Level	Line Margin	Level Factor	Loss Factor																																																																			
MHz	dBuV/m	dBuV/m	dB	dBuV	dB/m	dB	cm	deg																																																															
1 13390.00	47.18	74.00	-26.82	53.78	39.50	12.23	58.33	--	Peak																																																														



Mode	24																																																																		
	Harmonic																																																																		
	U-NII-7_6.525-6.875_802.11a_CH181_6855MHz																																																																		
ANT	0+1																																																																		
Pol.	Horizontal	Vertical																																																																	
Peak Avg																																																																			
	<table border="1"> <thead> <tr> <th>Freq</th> <th>Level</th> <th>Limit</th> <th>Line Margin</th> <th>Read Level</th> <th>Ant Factor</th> <th>Cable Loss</th> <th>Preamp Loss</th> <th>APos</th> <th>TPos</th> <th>Remark</th> </tr> <tr> <th>MHz</th> <th>dBuV/m</th> <th>dBuV/m</th> <th>dB</th> <th>dBuV</th> <th>dB/m</th> <th>dB</th> <th>dB</th> <th>cm</th> <th>deg</th> <th></th> </tr> </thead> <tbody> <tr> <td>1 13710.00</td> <td>48.25</td> <td>88.20</td> <td>-39.95</td> <td>54.85</td> <td>39.58</td> <td>12.50</td> <td>58.68</td> <td>--</td> <td>--</td> <td>Peak</td> </tr> </tbody> </table>	Freq	Level	Limit	Line Margin	Read Level	Ant Factor	Cable Loss	Preamp Loss	APos	TPos	Remark	MHz	dBuV/m	dBuV/m	dB	dBuV	dB/m	dB	dB	cm	deg		1 13710.00	48.25	88.20	-39.95	54.85	39.58	12.50	58.68	--	--	Peak	<table border="1"> <thead> <tr> <th>Freq</th> <th>Level</th> <th>Limit</th> <th>Line Margin</th> <th>Read Level</th> <th>Ant Factor</th> <th>Cable Loss</th> <th>Preamp Loss</th> <th>APos</th> <th>TPos</th> <th>Remark</th> </tr> <tr> <th>MHz</th> <th>dBuV/m</th> <th>dBuV/m</th> <th>dB</th> <th>dBuV</th> <th>dB/m</th> <th>dB</th> <th>dB</th> <th>cm</th> <th>deg</th> <th></th> </tr> </thead> <tbody> <tr> <td>1 13710.00</td> <td>48.04</td> <td>88.20</td> <td>-40.16</td> <td>54.64</td> <td>39.58</td> <td>12.50</td> <td>58.68</td> <td>--</td> <td>--</td> <td>Peak</td> </tr> </tbody> </table>	Freq	Level	Limit	Line Margin	Read Level	Ant Factor	Cable Loss	Preamp Loss	APos	TPos	Remark	MHz	dBuV/m	dBuV/m	dB	dBuV	dB/m	dB	dB	cm	deg		1 13710.00	48.04	88.20	-40.16	54.64	39.58	12.50	58.68	--	--
Freq	Level	Limit	Line Margin	Read Level	Ant Factor	Cable Loss	Preamp Loss	APos	TPos	Remark																																																									
MHz	dBuV/m	dBuV/m	dB	dBuV	dB/m	dB	dB	cm	deg																																																										
1 13710.00	48.25	88.20	-39.95	54.85	39.58	12.50	58.68	--	--	Peak																																																									
Freq	Level	Limit	Line Margin	Read Level	Ant Factor	Cable Loss	Preamp Loss	APos	TPos	Remark																																																									
MHz	dBuV/m	dBuV/m	dB	dBuV	dB/m	dB	dB	cm	deg																																																										
1 13710.00	48.04	88.20	-40.16	54.64	39.58	12.50	58.68	--	--	Peak																																																									



Mode	25																																																																			
	Harmonic																																																																			
	U-NII-7_6.525-6.875_802.11a_CH185_6875MHz																																																																			
ANT	0+1																																																																			
Pol.	Horizontal	Vertical																																																																		
Peak Avg	<table border="1"> <thead> <tr> <th>Limit</th> <th>Read</th> <th>Ant</th> <th>Cable</th> <th>Preamp</th> <th>APos</th> <th>TPos</th> <th>Remark</th> </tr> <tr> <th>Freq</th> <th>Level</th> <th>Line Margin</th> <th>Level Factor</th> <th>Loss Factor</th> <th></th> <th></th> <th></th> </tr> <tr> <th>MHz</th> <th>dBuV/m</th> <th>dBuV/m</th> <th>dB</th> <th>dBuV</th> <th>dB/m</th> <th>dB</th> <th>dB</th> </tr> </thead> <tbody> <tr> <td>1 13750.00</td> <td>46.23</td> <td>88.20</td> <td>-41.97</td> <td>52.82</td> <td>39.60</td> <td>12.53</td> <td>58.72</td> <td>-- -- Peak</td> </tr> </tbody> </table>	Limit	Read	Ant	Cable	Preamp	APos	TPos	Remark	Freq	Level	Line Margin	Level Factor	Loss Factor				MHz	dBuV/m	dBuV/m	dB	dBuV	dB/m	dB	dB	1 13750.00	46.23	88.20	-41.97	52.82	39.60	12.53	58.72	-- -- Peak	<table border="1"> <thead> <tr> <th>Limit</th> <th>Read</th> <th>Ant</th> <th>Cable</th> <th>Preamp</th> <th>APos</th> <th>TPos</th> <th>Remark</th> </tr> <tr> <th>Freq</th> <th>Level</th> <th>Line Margin</th> <th>Level Factor</th> <th>Loss Factor</th> <th></th> <th></th> <th></th> </tr> <tr> <th>MHz</th> <th>dBuV/m</th> <th>dBuV/m</th> <th>dB</th> <th>dBuV</th> <th>dB/m</th> <th>dB</th> <th>dB</th> </tr> </thead> <tbody> <tr> <td>1 13750.00</td> <td>48.06</td> <td>88.20</td> <td>-40.14</td> <td>54.65</td> <td>39.60</td> <td>12.53</td> <td>58.72</td> <td>-- -- Peak</td> </tr> </tbody> </table>	Limit	Read	Ant	Cable	Preamp	APos	TPos	Remark	Freq	Level	Line Margin	Level Factor	Loss Factor				MHz	dBuV/m	dBuV/m	dB	dBuV	dB/m	dB	dB	1 13750.00	48.06	88.20	-40.14	54.65	39.60	12.53	58.72	-- -- Peak
	Limit	Read	Ant	Cable	Preamp	APos	TPos	Remark																																																												
Freq	Level	Line Margin	Level Factor	Loss Factor																																																																
MHz	dBuV/m	dBuV/m	dB	dBuV	dB/m	dB	dB																																																													
1 13750.00	46.23	88.20	-41.97	52.82	39.60	12.53	58.72	-- -- Peak																																																												
Limit	Read	Ant	Cable	Preamp	APos	TPos	Remark																																																													
Freq	Level	Line Margin	Level Factor	Loss Factor																																																																
MHz	dBuV/m	dBuV/m	dB	dBuV	dB/m	dB	dB																																																													
1 13750.00	48.06	88.20	-40.14	54.65	39.60	12.53	58.72	-- -- Peak																																																												



Mode	26																																																																					
	Harmonic																																																																					
	U-NII-8_6.875-7.125_802.11a_CH189_6895MHz																																																																					
ANT	0+1																																																																					
Pol.	Horizontal	Vertical																																																																				
Peak Avg	<table border="1"> <thead> <tr> <th>Limit</th> <th>Read</th> <th>Ant</th> <th>Cable</th> <th>Preamp</th> <th>APos</th> <th>TPos</th> <th>Remark</th> </tr> <tr> <th>Freq</th> <th>Level</th> <th>Line Margin</th> <th>Level Factor</th> <th>Loss Factor</th> <th>dB</th> <th>cm</th> <th>deg</th> </tr> <tr> <th>MHz</th> <th>dBuV/m</th> <th>dBuV/m</th> <th>dB</th> <th>dBuV</th> <th>dB/m</th> <th>dB</th> <th></th> </tr> </thead> <tbody> <tr> <td>1 13790.00</td> <td>47.35</td> <td>88.20</td> <td>-40.85</td> <td>53.93</td> <td>39.62</td> <td>12.56</td> <td>58.76</td> <td>148</td> <td>0 Peak</td> </tr> </tbody> </table>	Limit	Read	Ant	Cable	Preamp	APos	TPos	Remark	Freq	Level	Line Margin	Level Factor	Loss Factor	dB	cm	deg	MHz	dBuV/m	dBuV/m	dB	dBuV	dB/m	dB		1 13790.00	47.35	88.20	-40.85	53.93	39.62	12.56	58.76	148	0 Peak	<table border="1"> <thead> <tr> <th>Limit</th> <th>Read</th> <th>Ant</th> <th>Cable</th> <th>Preamp</th> <th>APos</th> <th>TPos</th> <th>Remark</th> </tr> <tr> <th>Freq</th> <th>Level</th> <th>Line Margin</th> <th>Level Factor</th> <th>Loss Factor</th> <th>dB</th> <th>cm</th> <th>deg</th> </tr> <tr> <th>MHz</th> <th>dBuV/m</th> <th>dBuV/m</th> <th>dB</th> <th>dBuV</th> <th>dB/m</th> <th>dB</th> <th></th> </tr> </thead> <tbody> <tr> <td>1 13790.00</td> <td>47.34</td> <td>88.20</td> <td>-40.86</td> <td>53.92</td> <td>39.62</td> <td>12.56</td> <td>58.76</td> <td>148</td> <td>0 Peak</td> </tr> </tbody> </table>	Limit	Read	Ant	Cable	Preamp	APos	TPos	Remark	Freq	Level	Line Margin	Level Factor	Loss Factor	dB	cm	deg	MHz	dBuV/m	dBuV/m	dB	dBuV	dB/m	dB		1 13790.00	47.34	88.20	-40.86	53.92	39.62	12.56	58.76	148	0 Peak
	Limit	Read	Ant	Cable	Preamp	APos	TPos	Remark																																																														
Freq	Level	Line Margin	Level Factor	Loss Factor	dB	cm	deg																																																															
MHz	dBuV/m	dBuV/m	dB	dBuV	dB/m	dB																																																																
1 13790.00	47.35	88.20	-40.85	53.93	39.62	12.56	58.76	148	0 Peak																																																													
Limit	Read	Ant	Cable	Preamp	APos	TPos	Remark																																																															
Freq	Level	Line Margin	Level Factor	Loss Factor	dB	cm	deg																																																															
MHz	dBuV/m	dBuV/m	dB	dBuV	dB/m	dB																																																																
1 13790.00	47.34	88.20	-40.86	53.92	39.62	12.56	58.76	148	0 Peak																																																													



Mode	27																																																																				
	Harmonic																																																																				
	U-NII-8_6.875-7.125_802.11a_CH209_6995MHz																																																																				
ANT	0+1																																																																				
Pol.	Horizontal	Vertical																																																																			
Peak Avg																																																																					
	<table border="1"> <thead> <tr> <th>Limit</th> <th>Read</th> <th>Ant</th> <th>Cable</th> <th>Preamp</th> <th>Apos</th> <th>TPos</th> <th>Remark</th> </tr> <tr> <th>Freq</th> <th>Level</th> <th>Line Margin</th> <th>Level Factor</th> <th>Loss Factor</th> <th></th> <th></th> <th></th> </tr> <tr> <th>MHz</th> <th>dBuV/m</th> <th>dBuV/m</th> <th>dB</th> <th>dBuV</th> <th>dB/m</th> <th>dB</th> <th>dB</th> </tr> </thead> <tbody> <tr> <td>1 13990.00</td> <td>47.15</td> <td>88.20</td> <td>-41.05</td> <td>53.71</td> <td>39.69</td> <td>12.73</td> <td>58.98</td> <td>148</td> <td>0 Peak</td> </tr> </tbody> </table>	Limit	Read	Ant	Cable	Preamp	Apos	TPos	Remark	Freq	Level	Line Margin	Level Factor	Loss Factor				MHz	dBuV/m	dBuV/m	dB	dBuV	dB/m	dB	dB	1 13990.00	47.15	88.20	-41.05	53.71	39.69	12.73	58.98	148	0 Peak	<table border="1"> <thead> <tr> <th>Limit</th> <th>Read</th> <th>Ant</th> <th>Cable</th> <th>Preamp</th> <th>Apos</th> <th>TPos</th> <th>Remark</th> </tr> <tr> <th>Freq</th> <th>Level</th> <th>Line Margin</th> <th>Level Factor</th> <th>Loss Factor</th> <th></th> <th></th> <th></th> </tr> <tr> <th>MHz</th> <th>dBuV/m</th> <th>dBuV/m</th> <th>dB</th> <th>dBuV</th> <th>dB/m</th> <th>dB</th> <th>dB</th> </tr> </thead> <tbody> <tr> <td>1 13990.00</td> <td>47.25</td> <td>88.20</td> <td>-40.95</td> <td>53.81</td> <td>39.69</td> <td>12.73</td> <td>58.98</td> <td>148</td> <td>0 Peak</td> </tr> </tbody> </table>	Limit	Read	Ant	Cable	Preamp	Apos	TPos	Remark	Freq	Level	Line Margin	Level Factor	Loss Factor				MHz	dBuV/m	dBuV/m	dB	dBuV	dB/m	dB	dB	1 13990.00	47.25	88.20	-40.95	53.81	39.69	12.73	58.98	148
Limit	Read	Ant	Cable	Preamp	Apos	TPos	Remark																																																														
Freq	Level	Line Margin	Level Factor	Loss Factor																																																																	
MHz	dBuV/m	dBuV/m	dB	dBuV	dB/m	dB	dB																																																														
1 13990.00	47.15	88.20	-41.05	53.71	39.69	12.73	58.98	148	0 Peak																																																												
Limit	Read	Ant	Cable	Preamp	Apos	TPos	Remark																																																														
Freq	Level	Line Margin	Level Factor	Loss Factor																																																																	
MHz	dBuV/m	dBuV/m	dB	dBuV	dB/m	dB	dB																																																														
1 13990.00	47.25	88.20	-40.95	53.81	39.69	12.73	58.98	148	0 Peak																																																												



	28																																																																																					
Mode	Band Edge																																																																																					
	U-NII-8_6.875-7.125_802.11a_CH229_7095MHz																																																																																					
ANT	0+1																																																																																					
Pol.	Horizontal	Fundamental																																																																																				
Peak	<table border="1"> <thead> <tr> <th>Limit</th> <th>Read</th> <th>Ant</th> <th>Cable</th> <th>Preamp</th> <th>APos</th> <th>TPos</th> <th>Remark</th> </tr> <tr> <th>Freq</th> <th>Level</th> <th>Line</th> <th>Margin</th> <th>Level</th> <th>Factor</th> <th>Loss</th> <th>Factor</th> </tr> <tr> <th>MHz</th> <th>dBuV/m</th> <th>dBuV/m</th> <th>dB</th> <th>dBuV</th> <th>dB/m</th> <th>dB</th> <th>dB</th> </tr> </thead> <tbody> <tr> <td>1</td> <td>7125.86</td> <td>51.05</td> <td>88.20</td> <td>-37.15</td> <td>39.82</td> <td>36.20</td> <td>8.68</td> <td>33.65</td> <td>300</td> <td>249</td> <td>PEAK</td> </tr> <tr> <td>2</td> <td>7273.50</td> <td>50.21</td> <td>74.00</td> <td>-23.79</td> <td>39.03</td> <td>36.08</td> <td>8.81</td> <td>33.71</td> <td>300</td> <td>249</td> <td>PEAK</td> </tr> </tbody> </table>	Limit	Read	Ant	Cable	Preamp	APos	TPos	Remark	Freq	Level	Line	Margin	Level	Factor	Loss	Factor	MHz	dBuV/m	dBuV/m	dB	dBuV	dB/m	dB	dB	1	7125.86	51.05	88.20	-37.15	39.82	36.20	8.68	33.65	300	249	PEAK	2	7273.50	50.21	74.00	-23.79	39.03	36.08	8.81	33.71	300	249	PEAK	<table border="1"> <thead> <tr> <th>Limit</th> <th>Read</th> <th>Ant</th> <th>Cable</th> <th>Preamp</th> <th>APos</th> <th>TPos</th> <th>Remark</th> </tr> <tr> <th>Freq</th> <th>Level</th> <th>Line</th> <th>Margin</th> <th>Level</th> <th>Factor</th> <th>Loss</th> <th>Factor</th> </tr> <tr> <th>MHz</th> <th>dBuV/m</th> <th>dBuV/m</th> <th>dB</th> <th>dBuV</th> <th>dB/m</th> <th>dB</th> <th>dB</th> </tr> </thead> <tbody> <tr> <td>1</td> <td>7095.00</td> <td>89.44</td> <td>-----</td> <td>-----</td> <td>78.14</td> <td>36.22</td> <td>8.72</td> <td>33.64</td> <td>300</td> <td>249</td> <td>PEAK</td> </tr> </tbody> </table>	Limit	Read	Ant	Cable	Preamp	APos	TPos	Remark	Freq	Level	Line	Margin	Level	Factor	Loss	Factor	MHz	dBuV/m	dBuV/m	dB	dBuV	dB/m	dB	dB	1	7095.00	89.44	-----	-----	78.14	36.22	8.72	33.64	300	249	PEAK
	Limit	Read	Ant	Cable	Preamp	APos	TPos	Remark																																																																														
Freq	Level	Line	Margin	Level	Factor	Loss	Factor																																																																															
MHz	dBuV/m	dBuV/m	dB	dBuV	dB/m	dB	dB																																																																															
1	7125.86	51.05	88.20	-37.15	39.82	36.20	8.68	33.65	300	249	PEAK																																																																											
2	7273.50	50.21	74.00	-23.79	39.03	36.08	8.81	33.71	300	249	PEAK																																																																											
Limit	Read	Ant	Cable	Preamp	APos	TPos	Remark																																																																															
Freq	Level	Line	Margin	Level	Factor	Loss	Factor																																																																															
MHz	dBuV/m	dBuV/m	dB	dBuV	dB/m	dB	dB																																																																															
1	7095.00	89.44	-----	-----	78.14	36.22	8.72	33.64	300	249	PEAK																																																																											
Avg	<table border="1"> <thead> <tr> <th>Limit</th> <th>Read</th> <th>Ant</th> <th>Cable</th> <th>Preamp</th> <th>APos</th> <th>TPos</th> <th>Remark</th> </tr> <tr> <th>Freq</th> <th>Level</th> <th>Line</th> <th>Margin</th> <th>Level</th> <th>Factor</th> <th>Loss</th> <th>Factor</th> </tr> <tr> <th>MHz</th> <th>dBuV/m</th> <th>dBuV/m</th> <th>dB</th> <th>dBuV</th> <th>dB/m</th> <th>dB</th> <th>dB</th> </tr> </thead> <tbody> <tr> <td>1</td> <td>7146.51</td> <td>40.70</td> <td>68.20</td> <td>-27.50</td> <td>29.53</td> <td>36.18</td> <td>8.65</td> <td>33.66</td> <td>300</td> <td>249</td> <td>AVERAGE</td> </tr> <tr> <td>2</td> <td>7264.83</td> <td>40.53</td> <td>54.00</td> <td>-13.47</td> <td>29.37</td> <td>36.09</td> <td>8.78</td> <td>33.71</td> <td>300</td> <td>249</td> <td>AVERAGE</td> </tr> </tbody> </table>	Limit	Read	Ant	Cable	Preamp	APos	TPos	Remark	Freq	Level	Line	Margin	Level	Factor	Loss	Factor	MHz	dBuV/m	dBuV/m	dB	dBuV	dB/m	dB	dB	1	7146.51	40.70	68.20	-27.50	29.53	36.18	8.65	33.66	300	249	AVERAGE	2	7264.83	40.53	54.00	-13.47	29.37	36.09	8.78	33.71	300	249	AVERAGE	<table border="1"> <thead> <tr> <th>Limit</th> <th>Read</th> <th>Ant</th> <th>Cable</th> <th>Preamp</th> <th>APos</th> <th>TPos</th> <th>Remark</th> </tr> <tr> <th>Freq</th> <th>Level</th> <th>Line</th> <th>Margin</th> <th>Level</th> <th>Factor</th> <th>Loss</th> <th>Factor</th> </tr> <tr> <th>MHz</th> <th>dBuV/m</th> <th>dBuV/m</th> <th>dB</th> <th>dBuV</th> <th>dB/m</th> <th>dB</th> <th>dB</th> </tr> </thead> <tbody> <tr> <td>1</td> <td>7095.00</td> <td>82.57</td> <td>-----</td> <td>-----</td> <td>71.27</td> <td>36.22</td> <td>8.72</td> <td>33.64</td> <td>300</td> <td>249</td> <td>AVERAGE</td> </tr> </tbody> </table>	Limit	Read	Ant	Cable	Preamp	APos	TPos	Remark	Freq	Level	Line	Margin	Level	Factor	Loss	Factor	MHz	dBuV/m	dBuV/m	dB	dBuV	dB/m	dB	dB	1	7095.00	82.57	-----	-----	71.27	36.22	8.72	33.64	300	249	AVERAGE
	Limit	Read	Ant	Cable	Preamp	APos	TPos	Remark																																																																														
Freq	Level	Line	Margin	Level	Factor	Loss	Factor																																																																															
MHz	dBuV/m	dBuV/m	dB	dBuV	dB/m	dB	dB																																																																															
1	7146.51	40.70	68.20	-27.50	29.53	36.18	8.65	33.66	300	249	AVERAGE																																																																											
2	7264.83	40.53	54.00	-13.47	29.37	36.09	8.78	33.71	300	249	AVERAGE																																																																											
Limit	Read	Ant	Cable	Preamp	APos	TPos	Remark																																																																															
Freq	Level	Line	Margin	Level	Factor	Loss	Factor																																																																															
MHz	dBuV/m	dBuV/m	dB	dBuV	dB/m	dB	dB																																																																															
1	7095.00	82.57	-----	-----	71.27	36.22	8.72	33.64	300	249	AVERAGE																																																																											