



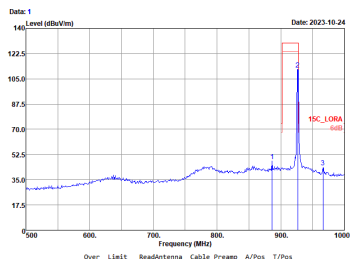
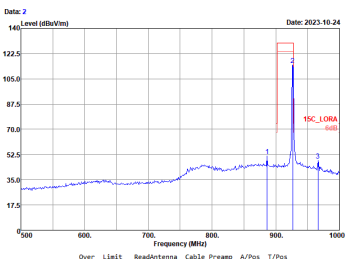
LoRa 500KHz DTS SF=7 (Band Edge @ 3m)

LoRa	902.5~926.5 Band Edge @ 3m																																																																																																															
ANT	LoRa 500KHz DTS SF=7 CH01 902.5																																																																																																															
	Horizontal	Vertical																																																																																																														
Peak	<p>Date: 1 Date: 2023-10-24</p> <table border="1"> <thead> <tr> <th>Peak</th> <th>Freq</th> <th>Level</th> <th>Over</th> <th>Limit</th> <th>ReadAntenna</th> <th>Cable</th> <th>Preamp</th> <th>A/Pos</th> <th>T/Pos</th> <th>Remark</th> </tr> <tr> <th></th> <th>MHz</th> <th>dBuV/m</th> <th>dB</th> <th>Line</th> <th>Level</th> <th>Factor</th> <th>Loss</th> <th>Factor</th> <th>cm</th> <th>deg</th> </tr> </thead> <tbody> <tr> <td>1</td> <td>902.26</td> <td>50.76</td> <td>-----</td> <td>53.19</td> <td>28.76</td> <td>3.13</td> <td>34.38</td> <td>---</td> <td>---</td> <td>Peak</td> </tr> <tr> <td>2</td> <td>902.59</td> <td>115.45</td> <td>-14.55</td> <td>130.00</td> <td>117.93</td> <td>28.67</td> <td>3.15</td> <td>34.38</td> <td>---</td> <td>Peak</td> </tr> <tr> <td>3</td> <td>942.77</td> <td>49.12</td> <td>-----</td> <td>50.58</td> <td>29.68</td> <td>3.24</td> <td>34.38</td> <td>---</td> <td>---</td> <td>Peak</td> </tr> </tbody> </table>	Peak	Freq	Level	Over	Limit	ReadAntenna	Cable	Preamp	A/Pos	T/Pos	Remark		MHz	dBuV/m	dB	Line	Level	Factor	Loss	Factor	cm	deg	1	902.26	50.76	-----	53.19	28.76	3.13	34.38	---	---	Peak	2	902.59	115.45	-14.55	130.00	117.93	28.67	3.15	34.38	---	Peak	3	942.77	49.12	-----	50.58	29.68	3.24	34.38	---	---	Peak	<p>Date: 2 Date: 2023-10-24</p> <table border="1"> <thead> <tr> <th>Peak</th> <th>Freq</th> <th>Level</th> <th>Over</th> <th>Limit</th> <th>ReadAntenna</th> <th>Cable</th> <th>Preamp</th> <th>A/Pos</th> <th>T/Pos</th> <th>Remark</th> </tr> <tr> <th></th> <th>MHz</th> <th>dBuV/m</th> <th>dB</th> <th>Line</th> <th>Level</th> <th>Factor</th> <th>Loss</th> <th>Factor</th> <th>cm</th> <th>deg</th> </tr> </thead> <tbody> <tr> <td>1</td> <td>902.26</td> <td>53.44</td> <td>-----</td> <td>55.87</td> <td>30.76</td> <td>3.11</td> <td>34.38</td> <td>---</td> <td>---</td> <td>Peak</td> </tr> <tr> <td>2</td> <td>902.59</td> <td>117.11</td> <td>-12.89</td> <td>130.00</td> <td>115.59</td> <td>28.67</td> <td>3.15</td> <td>34.38</td> <td>---</td> <td>Peak</td> </tr> <tr> <td>3</td> <td>942.77</td> <td>52.32</td> <td>-----</td> <td>53.78</td> <td>29.68</td> <td>3.24</td> <td>34.38</td> <td>---</td> <td>---</td> <td>Peak</td> </tr> </tbody> </table>	Peak	Freq	Level	Over	Limit	ReadAntenna	Cable	Preamp	A/Pos	T/Pos	Remark		MHz	dBuV/m	dB	Line	Level	Factor	Loss	Factor	cm	deg	1	902.26	53.44	-----	55.87	30.76	3.11	34.38	---	---	Peak	2	902.59	117.11	-12.89	130.00	115.59	28.67	3.15	34.38	---	Peak	3	942.77	52.32	-----	53.78	29.68	3.24	34.38	---	---	Peak
Peak	Freq	Level	Over	Limit	ReadAntenna	Cable	Preamp	A/Pos	T/Pos	Remark																																																																																																						
	MHz	dBuV/m	dB	Line	Level	Factor	Loss	Factor	cm	deg																																																																																																						
1	902.26	50.76	-----	53.19	28.76	3.13	34.38	---	---	Peak																																																																																																						
2	902.59	115.45	-14.55	130.00	117.93	28.67	3.15	34.38	---	Peak																																																																																																						
3	942.77	49.12	-----	50.58	29.68	3.24	34.38	---	---	Peak																																																																																																						
Peak	Freq	Level	Over	Limit	ReadAntenna	Cable	Preamp	A/Pos	T/Pos	Remark																																																																																																						
	MHz	dBuV/m	dB	Line	Level	Factor	Loss	Factor	cm	deg																																																																																																						
1	902.26	53.44	-----	55.87	30.76	3.11	34.38	---	---	Peak																																																																																																						
2	902.59	117.11	-12.89	130.00	115.59	28.67	3.15	34.38	---	Peak																																																																																																						
3	942.77	52.32	-----	53.78	29.68	3.24	34.38	---	---	Peak																																																																																																						



LoRa	902.5-926.5 Band Edge @ 3m																																																																																																																	
ANT	LoRa 500KHz DTS SF=7 CH16 914.5																																																																																																																	
	Horizontal	Vertical																																																																																																																
Peak	<p>Date: 3 Date: 2023-10-24</p> <table border="1"> <thead> <tr> <th>Over</th> <th>Limit</th> <th>ReadAntenna</th> <th>Cable</th> <th>Preamp</th> <th>A/Pos</th> <th>T/Pos</th> <th>Remark</th> </tr> <tr> <th>Freq</th> <th>Level</th> <th>Limit</th> <th>Line</th> <th>Level</th> <th>Factor</th> <th>Loss</th> <th>Factor</th> </tr> <tr> <th>MHz</th> <th>dBuV/m</th> <th>dB</th> <th>dBuV/m</th> <th>dBuV</th> <th>dB/m</th> <th>dB</th> <th>cm</th> <th>deg</th> </tr> </thead> <tbody> <tr> <td>1</td> <td>873.98</td> <td>52.82</td> <td>.....</td> <td>55.88</td> <td>28.72</td> <td>3.12</td> <td>34.38</td> <td>---</td> <td>Peak</td> </tr> <tr> <td>2</td> <td>914.50</td> <td>114.81</td> <td>-15.98</td> <td>138.88</td> <td>116.17</td> <td>28.96</td> <td>3.18</td> <td>34.38</td> <td>---</td> <td>Peak</td> </tr> <tr> <td>3</td> <td>954.41</td> <td>48.11</td> <td>.....</td> <td>49.34</td> <td>29.79</td> <td>3.27</td> <td>34.29</td> <td>---</td> <td>Peak</td> </tr> </tbody> </table>	Over	Limit	ReadAntenna	Cable	Preamp	A/Pos	T/Pos	Remark	Freq	Level	Limit	Line	Level	Factor	Loss	Factor	MHz	dBuV/m	dB	dBuV/m	dBuV	dB/m	dB	cm	deg	1	873.98	52.82	.....	55.88	28.72	3.12	34.38	---	Peak	2	914.50	114.81	-15.98	138.88	116.17	28.96	3.18	34.38	---	Peak	3	954.41	48.11	.....	49.34	29.79	3.27	34.29	---	Peak	<p>Date: 4 Date: 2023-10-24</p> <table border="1"> <thead> <tr> <th>Over</th> <th>Limit</th> <th>ReadAntenna</th> <th>Cable</th> <th>Preamp</th> <th>A/Pos</th> <th>T/Pos</th> <th>Remark</th> </tr> <tr> <th>Freq</th> <th>Level</th> <th>Limit</th> <th>Line</th> <th>Level</th> <th>Factor</th> <th>Loss</th> <th>Factor</th> </tr> <tr> <th>MHz</th> <th>dBuV/m</th> <th>dB</th> <th>dBuV/m</th> <th>dBuV</th> <th>dB/m</th> <th>dB</th> <th>cm</th> <th>deg</th> </tr> </thead> <tbody> <tr> <td>1</td> <td>873.98</td> <td>55.97</td> <td>.....</td> <td>58.45</td> <td>28.72</td> <td>3.12</td> <td>34.38</td> <td>---</td> <td>Peak</td> </tr> <tr> <td>2</td> <td>914.50</td> <td>117.11</td> <td>-12.89</td> <td>138.88</td> <td>119.27</td> <td>28.96</td> <td>3.18</td> <td>34.38</td> <td>---</td> <td>Peak</td> </tr> <tr> <td>3</td> <td>954.41</td> <td>52.42</td> <td>.....</td> <td>53.65</td> <td>29.79</td> <td>3.27</td> <td>34.29</td> <td>---</td> <td>Peak</td> </tr> </tbody> </table>	Over	Limit	ReadAntenna	Cable	Preamp	A/Pos	T/Pos	Remark	Freq	Level	Limit	Line	Level	Factor	Loss	Factor	MHz	dBuV/m	dB	dBuV/m	dBuV	dB/m	dB	cm	deg	1	873.98	55.97	.....	58.45	28.72	3.12	34.38	---	Peak	2	914.50	117.11	-12.89	138.88	119.27	28.96	3.18	34.38	---	Peak	3	954.41	52.42	.....	53.65	29.79	3.27	34.29	---	Peak
Over	Limit	ReadAntenna	Cable	Preamp	A/Pos	T/Pos	Remark																																																																																																											
Freq	Level	Limit	Line	Level	Factor	Loss	Factor																																																																																																											
MHz	dBuV/m	dB	dBuV/m	dBuV	dB/m	dB	cm	deg																																																																																																										
1	873.98	52.82	.....	55.88	28.72	3.12	34.38	---	Peak																																																																																																									
2	914.50	114.81	-15.98	138.88	116.17	28.96	3.18	34.38	---	Peak																																																																																																								
3	954.41	48.11	.....	49.34	29.79	3.27	34.29	---	Peak																																																																																																									
Over	Limit	ReadAntenna	Cable	Preamp	A/Pos	T/Pos	Remark																																																																																																											
Freq	Level	Limit	Line	Level	Factor	Loss	Factor																																																																																																											
MHz	dBuV/m	dB	dBuV/m	dBuV	dB/m	dB	cm	deg																																																																																																										
1	873.98	55.97	.....	58.45	28.72	3.12	34.38	---	Peak																																																																																																									
2	914.50	117.11	-12.89	138.88	119.27	28.96	3.18	34.38	---	Peak																																																																																																								
3	954.41	52.42	.....	53.65	29.79	3.27	34.29	---	Peak																																																																																																									



LoRa	902.5-926.5 Band Edge @ 3m																																																																																																															
ANT	LoRa 500KHz DTS SF=7 CH31 926.5																																																																																																															
	Horizontal	Vertical																																																																																																														
<p><b>Peak</b></p>	 <table border="1" data-bbox="446 672 798 739"> <thead> <tr> <th>Over</th> <th>Limit</th> <th>ReadAntenna</th> <th>Cable</th> <th>Preamp</th> <th>A/Pos</th> <th>T/Pos</th> <th>Remark</th> </tr> <tr> <th>Freq</th> <th>Level</th> <th>Limit</th> <th>Line</th> <th>Level</th> <th>Factor</th> <th>Loss</th> <th>Factor</th> </tr> <tr> <th>MHz</th> <th>dBuV/m</th> <th>dB</th> <th>dBuV/m</th> <th>dBuV</th> <th>dB/m</th> <th>dB</th> <th>cm</th> <th>deg</th> </tr> </thead> <tbody> <tr> <td>1</td> <td>886.51</td> <td>47.85</td> <td>-----</td> <td>58.31</td> <td>28.68</td> <td>3.14</td> <td>34.38</td> <td>---</td> <td>Peak</td> </tr> <tr> <td>2</td> <td>926.58</td> <td>111.68</td> <td>-18.08</td> <td>138.08</td> <td>113.26</td> <td>3.23</td> <td>34.38</td> <td>---</td> <td>Peak</td> </tr> <tr> <td>3</td> <td>966.85</td> <td>43.72</td> <td>-----</td> <td>44.85</td> <td>29.85</td> <td>3.29</td> <td>34.27</td> <td>---</td> <td>Peak</td> </tr> </tbody> </table>	Over	Limit	ReadAntenna	Cable	Preamp	A/Pos	T/Pos	Remark	Freq	Level	Limit	Line	Level	Factor	Loss	Factor	MHz	dBuV/m	dB	dBuV/m	dBuV	dB/m	dB	cm	deg	1	886.51	47.85	-----	58.31	28.68	3.14	34.38	---	Peak	2	926.58	111.68	-18.08	138.08	113.26	3.23	34.38	---	Peak	3	966.85	43.72	-----	44.85	29.85	3.29	34.27	---	Peak	 <table border="1" data-bbox="925 672 1276 739"> <thead> <tr> <th>Over</th> <th>Limit</th> <th>ReadAntenna</th> <th>Cable</th> <th>Preamp</th> <th>A/Pos</th> <th>T/Pos</th> <th>Remark</th> </tr> <tr> <th>Freq</th> <th>Level</th> <th>Limit</th> <th>Line</th> <th>Level</th> <th>Factor</th> <th>Loss</th> <th>Factor</th> </tr> <tr> <th>MHz</th> <th>dBuV/m</th> <th>dB</th> <th>dBuV/m</th> <th>dBuV</th> <th>dB/m</th> <th>dB</th> <th>cm</th> <th>deg</th> </tr> </thead> <tbody> <tr> <td>1</td> <td>886.51</td> <td>51.68</td> <td>-----</td> <td>54.88</td> <td>28.68</td> <td>3.14</td> <td>34.38</td> <td>---</td> <td>Peak</td> </tr> <tr> <td>2</td> <td>926.58</td> <td>114.74</td> <td>-15.26</td> <td>138.08</td> <td>115.68</td> <td>3.21</td> <td>34.38</td> <td>---</td> <td>Peak</td> </tr> <tr> <td>3</td> <td>966.85</td> <td>48.19</td> <td>-----</td> <td>49.32</td> <td>29.85</td> <td>3.29</td> <td>34.27</td> <td>---</td> <td>Peak</td> </tr> </tbody> </table>	Over	Limit	ReadAntenna	Cable	Preamp	A/Pos	T/Pos	Remark	Freq	Level	Limit	Line	Level	Factor	Loss	Factor	MHz	dBuV/m	dB	dBuV/m	dBuV	dB/m	dB	cm	deg	1	886.51	51.68	-----	54.88	28.68	3.14	34.38	---	Peak	2	926.58	114.74	-15.26	138.08	115.68	3.21	34.38	---	Peak	3	966.85	48.19	-----	49.32	29.85	3.29	34.27	---	Peak
Over	Limit	ReadAntenna	Cable	Preamp	A/Pos	T/Pos	Remark																																																																																																									
Freq	Level	Limit	Line	Level	Factor	Loss	Factor																																																																																																									
MHz	dBuV/m	dB	dBuV/m	dBuV	dB/m	dB	cm	deg																																																																																																								
1	886.51	47.85	-----	58.31	28.68	3.14	34.38	---	Peak																																																																																																							
2	926.58	111.68	-18.08	138.08	113.26	3.23	34.38	---	Peak																																																																																																							
3	966.85	43.72	-----	44.85	29.85	3.29	34.27	---	Peak																																																																																																							
Over	Limit	ReadAntenna	Cable	Preamp	A/Pos	T/Pos	Remark																																																																																																									
Freq	Level	Limit	Line	Level	Factor	Loss	Factor																																																																																																									
MHz	dBuV/m	dB	dBuV/m	dBuV	dB/m	dB	cm	deg																																																																																																								
1	886.51	51.68	-----	54.88	28.68	3.14	34.38	---	Peak																																																																																																							
2	926.58	114.74	-15.26	138.08	115.68	3.21	34.38	---	Peak																																																																																																							
3	966.85	48.19	-----	49.32	29.85	3.29	34.27	---	Peak																																																																																																							



LoRa 500KHz DTS SF=7 (Harmonic @ 3m)

LoRa	902.5~926.5 Harmonic @ 3m																																																																																																															
ANT	LoRa 500KHz DTS SF=7 CH01 902.5																																																																																																															
	Horizontal	Vertical																																																																																																														
Peak	<p>Date: 1 Date: 2023-10-10</p> <table border="1"> <thead> <tr> <th>Peak</th> <th>Freq</th> <th>Level</th> <th>Over</th> <th>Limit</th> <th>ReadAntenna</th> <th>Cable</th> <th>Preamp</th> <th>A/Pos</th> <th>T/Pos</th> <th>Remark</th> </tr> <tr> <th></th> <th>[MHz]</th> <th>[dBuV/m]</th> <th>[dB]</th> <th>[dBuV/m]</th> <th>[dB]</th> <th>[dB]</th> <th>[dB]</th> <th>[dB]</th> <th>[dB]</th> <th></th> </tr> </thead> <tbody> <tr> <td>1</td> <td>1895.00</td> <td>36.38</td> <td>-37.62</td> <td>74.00</td> <td>68.73</td> <td>29.40</td> <td>4.21</td> <td>57.96</td> <td>---</td> <td>Peak</td> </tr> <tr> <td>2</td> <td>2797.50</td> <td>42.21</td> <td>-31.79</td> <td>74.00</td> <td>62.92</td> <td>31.60</td> <td>5.20</td> <td>57.51</td> <td>---</td> <td>Peak</td> </tr> <tr> <td>3</td> <td>3610.00</td> <td>40.59</td> <td>-33.41</td> <td>74.00</td> <td>58.60</td> <td>32.77</td> <td>6.19</td> <td>57.05</td> <td>---</td> <td>Peak</td> </tr> </tbody> </table>	Peak	Freq	Level	Over	Limit	ReadAntenna	Cable	Preamp	A/Pos	T/Pos	Remark		[MHz]	[dBuV/m]	[dB]	[dBuV/m]	[dB]	[dB]	[dB]	[dB]	[dB]		1	1895.00	36.38	-37.62	74.00	68.73	29.40	4.21	57.96	---	Peak	2	2797.50	42.21	-31.79	74.00	62.92	31.60	5.20	57.51	---	Peak	3	3610.00	40.59	-33.41	74.00	58.60	32.77	6.19	57.05	---	Peak	<p>Date: 2 Date: 2023-10-10</p> <table border="1"> <thead> <tr> <th>Peak</th> <th>Freq</th> <th>Level</th> <th>Over</th> <th>Limit</th> <th>ReadAntenna</th> <th>Cable</th> <th>Preamp</th> <th>A/Pos</th> <th>T/Pos</th> <th>Remark</th> </tr> <tr> <th></th> <th>[MHz]</th> <th>[dBuV/m]</th> <th>[dB]</th> <th>[dBuV/m]</th> <th>[dB]</th> <th>[dB]</th> <th>[dB]</th> <th>[dB]</th> <th>[dB]</th> <th></th> </tr> </thead> <tbody> <tr> <td>1</td> <td>1895.00</td> <td>36.48</td> <td>-37.52</td> <td>74.00</td> <td>68.83</td> <td>29.40</td> <td>4.21</td> <td>57.96</td> <td>---</td> <td>Peak</td> </tr> <tr> <td>2</td> <td>2797.50</td> <td>40.85</td> <td>-33.15</td> <td>74.00</td> <td>61.56</td> <td>31.60</td> <td>5.20</td> <td>57.51</td> <td>---</td> <td>Peak</td> </tr> <tr> <td>3</td> <td>3610.00</td> <td>40.67</td> <td>-33.33</td> <td>74.00</td> <td>58.76</td> <td>32.77</td> <td>6.19</td> <td>57.05</td> <td>---</td> <td>Peak</td> </tr> </tbody> </table>	Peak	Freq	Level	Over	Limit	ReadAntenna	Cable	Preamp	A/Pos	T/Pos	Remark		[MHz]	[dBuV/m]	[dB]	[dBuV/m]	[dB]	[dB]	[dB]	[dB]	[dB]		1	1895.00	36.48	-37.52	74.00	68.83	29.40	4.21	57.96	---	Peak	2	2797.50	40.85	-33.15	74.00	61.56	31.60	5.20	57.51	---	Peak	3	3610.00	40.67	-33.33	74.00	58.76	32.77	6.19	57.05	---	Peak
Peak	Freq	Level	Over	Limit	ReadAntenna	Cable	Preamp	A/Pos	T/Pos	Remark																																																																																																						
	[MHz]	[dBuV/m]	[dB]	[dBuV/m]	[dB]	[dB]	[dB]	[dB]	[dB]																																																																																																							
1	1895.00	36.38	-37.62	74.00	68.73	29.40	4.21	57.96	---	Peak																																																																																																						
2	2797.50	42.21	-31.79	74.00	62.92	31.60	5.20	57.51	---	Peak																																																																																																						
3	3610.00	40.59	-33.41	74.00	58.60	32.77	6.19	57.05	---	Peak																																																																																																						
Peak	Freq	Level	Over	Limit	ReadAntenna	Cable	Preamp	A/Pos	T/Pos	Remark																																																																																																						
	[MHz]	[dBuV/m]	[dB]	[dBuV/m]	[dB]	[dB]	[dB]	[dB]	[dB]																																																																																																							
1	1895.00	36.48	-37.52	74.00	68.83	29.40	4.21	57.96	---	Peak																																																																																																						
2	2797.50	40.85	-33.15	74.00	61.56	31.60	5.20	57.51	---	Peak																																																																																																						
3	3610.00	40.67	-33.33	74.00	58.76	32.77	6.19	57.05	---	Peak																																																																																																						



LoRa	902.5~926.5 Harmonic @ 3m																																																																																																																													
ANT	LoRa 500KHz DTS SF=7 CH16 914.5																																																																																																																													
	Horizontal	Vertical																																																																																																																												
Peak	<p>Date: 1 Date: 2023-10-10</p> <table border="1"> <thead> <tr> <th>Over</th> <th>Limit</th> <th>ReadAntenna</th> <th>Cable</th> <th>Preamp</th> <th>A/Pos</th> <th>T/Pos</th> <th>Remark</th> </tr> <tr> <th>Freq</th> <th>Level</th> <th>Limit</th> <th>Line</th> <th>Level</th> <th>Factor</th> <th>Loss</th> <th>Factor</th> </tr> <tr> <th>MHz</th> <th>dBuV/m</th> <th>dB</th> <th>dBuV/m</th> <th>dBuV</th> <th>dB/m</th> <th>dB</th> <th>dB</th> <th>cm</th> <th>deg</th> </tr> </thead> <tbody> <tr> <td>1</td> <td>1829.00</td> <td>36.34</td> <td>-37.66</td> <td>74.00</td> <td>69.50</td> <td>29.60</td> <td>4.21</td> <td>57.97</td> <td>---</td> <td>---</td> <td>Peak</td> </tr> <tr> <td>2</td> <td>2743.50</td> <td>39.11</td> <td>-34.89</td> <td>74.00</td> <td>59.75</td> <td>31.60</td> <td>5.24</td> <td>57.48</td> <td>---</td> <td>---</td> <td>Peak</td> </tr> <tr> <td>3</td> <td>3658.00</td> <td>41.87</td> <td>-32.13</td> <td>74.00</td> <td>59.91</td> <td>32.82</td> <td>6.18</td> <td>57.84</td> <td>---</td> <td>---</td> <td>Peak</td> </tr> </tbody> </table>	Over	Limit	ReadAntenna	Cable	Preamp	A/Pos	T/Pos	Remark	Freq	Level	Limit	Line	Level	Factor	Loss	Factor	MHz	dBuV/m	dB	dBuV/m	dBuV	dB/m	dB	dB	cm	deg	1	1829.00	36.34	-37.66	74.00	69.50	29.60	4.21	57.97	---	---	Peak	2	2743.50	39.11	-34.89	74.00	59.75	31.60	5.24	57.48	---	---	Peak	3	3658.00	41.87	-32.13	74.00	59.91	32.82	6.18	57.84	---	---	Peak	<p>Date: 2 Date: 2023-10-10</p> <table border="1"> <thead> <tr> <th>Over</th> <th>Limit</th> <th>ReadAntenna</th> <th>Cable</th> <th>Preamp</th> <th>A/Pos</th> <th>T/Pos</th> <th>Remark</th> </tr> <tr> <th>Freq</th> <th>Level</th> <th>Limit</th> <th>Line</th> <th>Level</th> <th>Factor</th> <th>Loss</th> <th>Factor</th> </tr> <tr> <th>MHz</th> <th>dBuV/m</th> <th>dB</th> <th>dBuV/m</th> <th>dBuV</th> <th>dB/m</th> <th>dB</th> <th>dB</th> <th>cm</th> <th>deg</th> </tr> </thead> <tbody> <tr> <td>1</td> <td>1829.00</td> <td>37.47</td> <td>-36.53</td> <td>74.00</td> <td>61.63</td> <td>29.60</td> <td>4.21</td> <td>57.97</td> <td>---</td> <td>---</td> <td>Peak</td> </tr> <tr> <td>2</td> <td>2743.50</td> <td>41.62</td> <td>-32.38</td> <td>74.00</td> <td>62.26</td> <td>31.60</td> <td>5.24</td> <td>57.48</td> <td>---</td> <td>---</td> <td>Peak</td> </tr> <tr> <td>3</td> <td>3658.00</td> <td>41.43</td> <td>-32.57</td> <td>74.00</td> <td>59.47</td> <td>32.82</td> <td>6.18</td> <td>57.84</td> <td>---</td> <td>---</td> <td>Peak</td> </tr> </tbody> </table>	Over	Limit	ReadAntenna	Cable	Preamp	A/Pos	T/Pos	Remark	Freq	Level	Limit	Line	Level	Factor	Loss	Factor	MHz	dBuV/m	dB	dBuV/m	dBuV	dB/m	dB	dB	cm	deg	1	1829.00	37.47	-36.53	74.00	61.63	29.60	4.21	57.97	---	---	Peak	2	2743.50	41.62	-32.38	74.00	62.26	31.60	5.24	57.48	---	---	Peak	3	3658.00	41.43	-32.57	74.00	59.47	32.82	6.18	57.84	---	---	Peak
Over	Limit	ReadAntenna	Cable	Preamp	A/Pos	T/Pos	Remark																																																																																																																							
Freq	Level	Limit	Line	Level	Factor	Loss	Factor																																																																																																																							
MHz	dBuV/m	dB	dBuV/m	dBuV	dB/m	dB	dB	cm	deg																																																																																																																					
1	1829.00	36.34	-37.66	74.00	69.50	29.60	4.21	57.97	---	---	Peak																																																																																																																			
2	2743.50	39.11	-34.89	74.00	59.75	31.60	5.24	57.48	---	---	Peak																																																																																																																			
3	3658.00	41.87	-32.13	74.00	59.91	32.82	6.18	57.84	---	---	Peak																																																																																																																			
Over	Limit	ReadAntenna	Cable	Preamp	A/Pos	T/Pos	Remark																																																																																																																							
Freq	Level	Limit	Line	Level	Factor	Loss	Factor																																																																																																																							
MHz	dBuV/m	dB	dBuV/m	dBuV	dB/m	dB	dB	cm	deg																																																																																																																					
1	1829.00	37.47	-36.53	74.00	61.63	29.60	4.21	57.97	---	---	Peak																																																																																																																			
2	2743.50	41.62	-32.38	74.00	62.26	31.60	5.24	57.48	---	---	Peak																																																																																																																			
3	3658.00	41.43	-32.57	74.00	59.47	32.82	6.18	57.84	---	---	Peak																																																																																																																			



LoRa	902.5~926.5 Harmonic @ 3m																																																																																																																											
ANT	LoRa 500KHz DTS SF=7 CH31 926.5																																																																																																																											
	Horizontal	Vertical																																																																																																																										
Peak	<p>Date: 1 Date: 2023-10-10</p> <table border="1"> <thead> <tr> <th>Over</th> <th>Limit</th> <th>ReadAntenna</th> <th>Cable</th> <th>Preamp</th> <th>A/Pos</th> <th>T/Pos</th> <th>Remark</th> </tr> <tr> <th>Freq</th> <th>Level</th> <th>Limit</th> <th>Line</th> <th>Level</th> <th>Factor</th> <th>Loss</th> <th>Factor</th> </tr> <tr> <th>MHz</th> <th>dBuV/m</th> <th>dB</th> <th>dBuV/m</th> <th>dBuV</th> <th>dB/m</th> <th>dB</th> <th>cm</th> <th>deg</th> </tr> </thead> <tbody> <tr> <td>1</td> <td>1853.00</td> <td>36.81</td> <td>-37.19</td> <td>74.00</td> <td>68.83</td> <td>29.70</td> <td>4.25</td> <td>57.97</td> <td>---</td> <td>---</td> <td>Peak</td> </tr> <tr> <td>2</td> <td>2779.50</td> <td>39.16</td> <td>-34.84</td> <td>74.00</td> <td>59.66</td> <td>31.67</td> <td>5.28</td> <td>57.45</td> <td>---</td> <td>---</td> <td>Peak</td> </tr> <tr> <td>3</td> <td>3706.00</td> <td>41.85</td> <td>-32.95</td> <td>74.00</td> <td>59.01</td> <td>32.89</td> <td>6.17</td> <td>57.82</td> <td>---</td> <td>---</td> <td>Peak</td> </tr> </tbody> </table>	Over	Limit	ReadAntenna	Cable	Preamp	A/Pos	T/Pos	Remark	Freq	Level	Limit	Line	Level	Factor	Loss	Factor	MHz	dBuV/m	dB	dBuV/m	dBuV	dB/m	dB	cm	deg	1	1853.00	36.81	-37.19	74.00	68.83	29.70	4.25	57.97	---	---	Peak	2	2779.50	39.16	-34.84	74.00	59.66	31.67	5.28	57.45	---	---	Peak	3	3706.00	41.85	-32.95	74.00	59.01	32.89	6.17	57.82	---	---	Peak	<p>Date: 2 Date: 2023-10-10</p> <table border="1"> <thead> <tr> <th>Over</th> <th>Limit</th> <th>ReadAntenna</th> <th>Cable</th> <th>Preamp</th> <th>A/Pos</th> <th>T/Pos</th> <th>Remark</th> </tr> <tr> <th>Freq</th> <th>Level</th> <th>Limit</th> <th>Line</th> <th>Level</th> <th>Factor</th> <th>Loss</th> <th>Factor</th> </tr> <tr> <th>MHz</th> <th>dBuV/m</th> <th>dB</th> <th>dBuV/m</th> <th>dBuV</th> <th>dB/m</th> <th>dB</th> <th>cm</th> <th>deg</th> </tr> </thead> <tbody> <tr> <td>1</td> <td>1853.00</td> <td>36.86</td> <td>-37.04</td> <td>74.00</td> <td>68.98</td> <td>29.70</td> <td>4.25</td> <td>57.97</td> <td>---</td> <td>---</td> <td>Peak</td> </tr> <tr> <td>2</td> <td>2779.50</td> <td>43.46</td> <td>-30.54</td> <td>74.00</td> <td>63.96</td> <td>31.67</td> <td>5.28</td> <td>57.45</td> <td>---</td> <td>---</td> <td>Peak</td> </tr> <tr> <td>3</td> <td>3706.00</td> <td>48.93</td> <td>-25.07</td> <td>74.00</td> <td>58.89</td> <td>32.89</td> <td>6.17</td> <td>57.82</td> <td>---</td> <td>---</td> <td>Peak</td> </tr> </tbody> </table>	Over	Limit	ReadAntenna	Cable	Preamp	A/Pos	T/Pos	Remark	Freq	Level	Limit	Line	Level	Factor	Loss	Factor	MHz	dBuV/m	dB	dBuV/m	dBuV	dB/m	dB	cm	deg	1	1853.00	36.86	-37.04	74.00	68.98	29.70	4.25	57.97	---	---	Peak	2	2779.50	43.46	-30.54	74.00	63.96	31.67	5.28	57.45	---	---	Peak	3	3706.00	48.93	-25.07	74.00	58.89	32.89	6.17	57.82	---	---	Peak
Over	Limit	ReadAntenna	Cable	Preamp	A/Pos	T/Pos	Remark																																																																																																																					
Freq	Level	Limit	Line	Level	Factor	Loss	Factor																																																																																																																					
MHz	dBuV/m	dB	dBuV/m	dBuV	dB/m	dB	cm	deg																																																																																																																				
1	1853.00	36.81	-37.19	74.00	68.83	29.70	4.25	57.97	---	---	Peak																																																																																																																	
2	2779.50	39.16	-34.84	74.00	59.66	31.67	5.28	57.45	---	---	Peak																																																																																																																	
3	3706.00	41.85	-32.95	74.00	59.01	32.89	6.17	57.82	---	---	Peak																																																																																																																	
Over	Limit	ReadAntenna	Cable	Preamp	A/Pos	T/Pos	Remark																																																																																																																					
Freq	Level	Limit	Line	Level	Factor	Loss	Factor																																																																																																																					
MHz	dBuV/m	dB	dBuV/m	dBuV	dB/m	dB	cm	deg																																																																																																																				
1	1853.00	36.86	-37.04	74.00	68.98	29.70	4.25	57.97	---	---	Peak																																																																																																																	
2	2779.50	43.46	-30.54	74.00	63.96	31.67	5.28	57.45	---	---	Peak																																																																																																																	
3	3706.00	48.93	-25.07	74.00	58.89	32.89	6.17	57.82	---	---	Peak																																																																																																																	



LoRa 500KHz DTS SF=11 (Band Edge @ 3m)

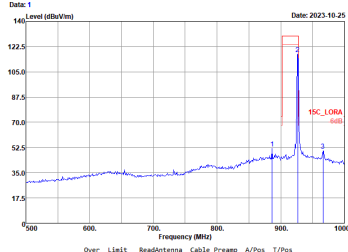
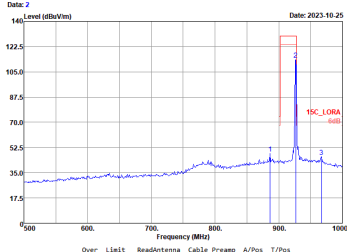
LoRa	903.3~926.5 Band Edge @ 3m																																																																																																	
ANT	LoRa 500KHz DTS SF=11 CH02 903.3																																																																																																	
	Horizontal	Vertical																																																																																																
Peak	<table border="1"> <thead> <tr> <th>Peak</th> <th>Freq (MHz)</th> <th>Level (dBuV/m)</th> <th>Over Level (dB)</th> <th>Limit (dBuV/m)</th> <th>ReadAntenna Loss (dB)</th> <th>Cable Loss (dB)</th> <th>Preamp Factor</th> <th>Loss Factor</th> <th>A/Pos (dB)</th> <th>T/Pos (dB)</th> <th>Remark</th> </tr> </thead> <tbody> <tr> <td>1</td> <td>883.23</td> <td>53.99</td> <td>-</td> <td>53.88</td> <td>29.88</td> <td>3.88</td> <td>31.89</td> <td>125</td> <td></td> <td></td> <td>52 Peak</td> </tr> <tr> <td>2</td> <td>903.30</td> <td>128.88</td> <td>-9.12</td> <td>138.00</td> <td>119.85</td> <td>29.56</td> <td>3.16</td> <td>30.89</td> <td>125</td> <td></td> <td>52 Peak</td> </tr> <tr> <td>3</td> <td>942.77</td> <td>53.48</td> <td>-</td> <td>58.99</td> <td>38.88</td> <td>3.22</td> <td>38.81</td> <td>125</td> <td></td> <td></td> <td>52 Peak</td> </tr> </tbody> </table>	Peak	Freq (MHz)	Level (dBuV/m)	Over Level (dB)	Limit (dBuV/m)	ReadAntenna Loss (dB)	Cable Loss (dB)	Preamp Factor	Loss Factor	A/Pos (dB)	T/Pos (dB)	Remark	1	883.23	53.99	-	53.88	29.88	3.88	31.89	125			52 Peak	2	903.30	128.88	-9.12	138.00	119.85	29.56	3.16	30.89	125		52 Peak	3	942.77	53.48	-	58.99	38.88	3.22	38.81	125			52 Peak	<table border="1"> <thead> <tr> <th>Peak</th> <th>Freq (MHz)</th> <th>Level (dBuV/m)</th> <th>Over Level (dB)</th> <th>Limit (dBuV/m)</th> <th>ReadAntenna Loss (dB)</th> <th>Cable Loss (dB)</th> <th>Preamp Factor</th> <th>Loss Factor</th> <th>A/Pos (dB)</th> <th>T/Pos (dB)</th> <th>Remark</th> </tr> </thead> <tbody> <tr> <td>1</td> <td>883.23</td> <td>46.54</td> <td>-</td> <td>45.43</td> <td>29.88</td> <td>3.88</td> <td>31.89</td> <td>100</td> <td></td> <td></td> <td>32 Peak</td> </tr> <tr> <td>2</td> <td>903.30</td> <td>112.46</td> <td>-17.54</td> <td>138.00</td> <td>118.63</td> <td>29.56</td> <td>3.16</td> <td>30.89</td> <td>100</td> <td></td> <td>32 Peak</td> </tr> <tr> <td>3</td> <td>943.74</td> <td>47.48</td> <td>-</td> <td>44.99</td> <td>38.89</td> <td>3.22</td> <td>38.81</td> <td>100</td> <td></td> <td></td> <td>32 Peak</td> </tr> </tbody> </table>	Peak	Freq (MHz)	Level (dBuV/m)	Over Level (dB)	Limit (dBuV/m)	ReadAntenna Loss (dB)	Cable Loss (dB)	Preamp Factor	Loss Factor	A/Pos (dB)	T/Pos (dB)	Remark	1	883.23	46.54	-	45.43	29.88	3.88	31.89	100			32 Peak	2	903.30	112.46	-17.54	138.00	118.63	29.56	3.16	30.89	100		32 Peak	3	943.74	47.48	-	44.99	38.89	3.22	38.81	100			32 Peak
Peak	Freq (MHz)	Level (dBuV/m)	Over Level (dB)	Limit (dBuV/m)	ReadAntenna Loss (dB)	Cable Loss (dB)	Preamp Factor	Loss Factor	A/Pos (dB)	T/Pos (dB)	Remark																																																																																							
1	883.23	53.99	-	53.88	29.88	3.88	31.89	125			52 Peak																																																																																							
2	903.30	128.88	-9.12	138.00	119.85	29.56	3.16	30.89	125		52 Peak																																																																																							
3	942.77	53.48	-	58.99	38.88	3.22	38.81	125			52 Peak																																																																																							
Peak	Freq (MHz)	Level (dBuV/m)	Over Level (dB)	Limit (dBuV/m)	ReadAntenna Loss (dB)	Cable Loss (dB)	Preamp Factor	Loss Factor	A/Pos (dB)	T/Pos (dB)	Remark																																																																																							
1	883.23	46.54	-	45.43	29.88	3.88	31.89	100			32 Peak																																																																																							
2	903.30	112.46	-17.54	138.00	118.63	29.56	3.16	30.89	100		32 Peak																																																																																							
3	943.74	47.48	-	44.99	38.89	3.22	38.81	100			32 Peak																																																																																							



LoRa	903.3-926.5 Band Edge @ 3m																																																																																																																	
ANT	LoRa 500KHz DTS SF=11 CH16 914.5																																																																																																																	
	Horizontal	Vertical																																																																																																																
Peak	<p>Date: 3 Date: 2023-10-25</p> <table border="1"> <thead> <tr> <th>Over</th> <th>Limit</th> <th>ReadAntenna</th> <th>Cable</th> <th>Preamp</th> <th>A/Pos</th> <th>T/Pos</th> <th>Remark</th> </tr> <tr> <th>Freq</th> <th>Level</th> <th>Limit</th> <th>Line</th> <th>Level</th> <th>Factor</th> <th>Loss</th> <th>Factor</th> </tr> <tr> <th>MHz</th> <th>dBuV/m</th> <th>dB</th> <th>dBuV/m</th> <th>dBuV</th> <th>dB/m</th> <th>dB</th> <th>cm</th> <th>deg</th> </tr> </thead> <tbody> <tr> <td>1</td> <td>874.87</td> <td>51.86</td> <td>-----</td> <td>54.32</td> <td>28.72</td> <td>3.12</td> <td>34.38</td> <td>---</td> <td>Peak</td> </tr> <tr> <td>2</td> <td>914.50</td> <td>116.29</td> <td>-13.75</td> <td>130.00</td> <td>118.45</td> <td>28.96</td> <td>3.18</td> <td>34.38</td> <td>---</td> <td>Peak</td> </tr> <tr> <td>3</td> <td>954.41</td> <td>48.82</td> <td>-----</td> <td>49.25</td> <td>29.79</td> <td>3.27</td> <td>34.29</td> <td>---</td> <td>Peak</td> </tr> </tbody> </table>	Over	Limit	ReadAntenna	Cable	Preamp	A/Pos	T/Pos	Remark	Freq	Level	Limit	Line	Level	Factor	Loss	Factor	MHz	dBuV/m	dB	dBuV/m	dBuV	dB/m	dB	cm	deg	1	874.87	51.86	-----	54.32	28.72	3.12	34.38	---	Peak	2	914.50	116.29	-13.75	130.00	118.45	28.96	3.18	34.38	---	Peak	3	954.41	48.82	-----	49.25	29.79	3.27	34.29	---	Peak	<p>Date: 4 Date: 2023-10-25</p> <table border="1"> <thead> <tr> <th>Over</th> <th>Limit</th> <th>ReadAntenna</th> <th>Cable</th> <th>Preamp</th> <th>A/Pos</th> <th>T/Pos</th> <th>Remark</th> </tr> <tr> <th>Freq</th> <th>Level</th> <th>Limit</th> <th>Line</th> <th>Level</th> <th>Factor</th> <th>Loss</th> <th>Factor</th> </tr> <tr> <th>MHz</th> <th>dBuV/m</th> <th>dB</th> <th>dBuV/m</th> <th>dBuV</th> <th>dB/m</th> <th>dB</th> <th>cm</th> <th>deg</th> </tr> </thead> <tbody> <tr> <td>1</td> <td>874.87</td> <td>55.57</td> <td>-----</td> <td>58.85</td> <td>28.72</td> <td>3.12</td> <td>34.38</td> <td>---</td> <td>Peak</td> </tr> <tr> <td>2</td> <td>914.50</td> <td>118.16</td> <td>-11.84</td> <td>130.00</td> <td>120.32</td> <td>28.96</td> <td>3.18</td> <td>34.38</td> <td>---</td> <td>Peak</td> </tr> <tr> <td>3</td> <td>954.41</td> <td>52.91</td> <td>-----</td> <td>54.34</td> <td>29.79</td> <td>3.27</td> <td>34.29</td> <td>---</td> <td>Peak</td> </tr> </tbody> </table>	Over	Limit	ReadAntenna	Cable	Preamp	A/Pos	T/Pos	Remark	Freq	Level	Limit	Line	Level	Factor	Loss	Factor	MHz	dBuV/m	dB	dBuV/m	dBuV	dB/m	dB	cm	deg	1	874.87	55.57	-----	58.85	28.72	3.12	34.38	---	Peak	2	914.50	118.16	-11.84	130.00	120.32	28.96	3.18	34.38	---	Peak	3	954.41	52.91	-----	54.34	29.79	3.27	34.29	---	Peak
Over	Limit	ReadAntenna	Cable	Preamp	A/Pos	T/Pos	Remark																																																																																																											
Freq	Level	Limit	Line	Level	Factor	Loss	Factor																																																																																																											
MHz	dBuV/m	dB	dBuV/m	dBuV	dB/m	dB	cm	deg																																																																																																										
1	874.87	51.86	-----	54.32	28.72	3.12	34.38	---	Peak																																																																																																									
2	914.50	116.29	-13.75	130.00	118.45	28.96	3.18	34.38	---	Peak																																																																																																								
3	954.41	48.82	-----	49.25	29.79	3.27	34.29	---	Peak																																																																																																									
Over	Limit	ReadAntenna	Cable	Preamp	A/Pos	T/Pos	Remark																																																																																																											
Freq	Level	Limit	Line	Level	Factor	Loss	Factor																																																																																																											
MHz	dBuV/m	dB	dBuV/m	dBuV	dB/m	dB	cm	deg																																																																																																										
1	874.87	55.57	-----	58.85	28.72	3.12	34.38	---	Peak																																																																																																									
2	914.50	118.16	-11.84	130.00	120.32	28.96	3.18	34.38	---	Peak																																																																																																								
3	954.41	52.91	-----	54.34	29.79	3.27	34.29	---	Peak																																																																																																									





LoRa	903.3-926.5 Band Edge @ 3m																																																																																																															
ANT	LoRa 500KHz DTS SF=11 CH31 926.5																																																																																																															
	Horizontal	Vertical																																																																																																														
<p><b>Peak</b></p>	 <table border="1" data-bbox="446 672 794 739"> <thead> <tr> <th>Over</th> <th>Limit</th> <th>ReadAntenna</th> <th>Cable</th> <th>Preamp</th> <th>A/Pos</th> <th>T/Pos</th> <th>Remark</th> </tr> <tr> <th>Freq</th> <th>Level</th> <th>Limit</th> <th>Line</th> <th>Level</th> <th>Factor</th> <th>Loss</th> <th>Factor</th> </tr> <tr> <th>MHz</th> <th>dBuV/m</th> <th>dB</th> <th>dBuV/m</th> <th>dBuV</th> <th>dB/m</th> <th>dB</th> <th>cm</th> <th>deg</th> </tr> </thead> <tbody> <tr> <td>1</td> <td>886.51</td> <td>51.95</td> <td>-----</td> <td>54.43</td> <td>28.68</td> <td>3.14</td> <td>34.38</td> <td>---</td> <td>Peak</td> </tr> <tr> <td>2</td> <td>926.58</td> <td>117.58</td> <td>-12.42</td> <td>138.08</td> <td>119.44</td> <td>29.23</td> <td>34.38</td> <td>---</td> <td>Peak</td> </tr> <tr> <td>3</td> <td>966.05</td> <td>58.14</td> <td>-----</td> <td>51.27</td> <td>29.85</td> <td>3.29</td> <td>34.27</td> <td>---</td> <td>Peak</td> </tr> </tbody> </table>	Over	Limit	ReadAntenna	Cable	Preamp	A/Pos	T/Pos	Remark	Freq	Level	Limit	Line	Level	Factor	Loss	Factor	MHz	dBuV/m	dB	dBuV/m	dBuV	dB/m	dB	cm	deg	1	886.51	51.95	-----	54.43	28.68	3.14	34.38	---	Peak	2	926.58	117.58	-12.42	138.08	119.44	29.23	34.38	---	Peak	3	966.05	58.14	-----	51.27	29.85	3.29	34.27	---	Peak	 <table border="1" data-bbox="922 672 1270 739"> <thead> <tr> <th>Over</th> <th>Limit</th> <th>ReadAntenna</th> <th>Cable</th> <th>Preamp</th> <th>A/Pos</th> <th>T/Pos</th> <th>Remark</th> </tr> <tr> <th>Freq</th> <th>Level</th> <th>Limit</th> <th>Line</th> <th>Level</th> <th>Factor</th> <th>Loss</th> <th>Factor</th> </tr> <tr> <th>MHz</th> <th>dBuV/m</th> <th>dB</th> <th>dBuV/m</th> <th>dBuV</th> <th>dB/m</th> <th>dB</th> <th>cm</th> <th>deg</th> </tr> </thead> <tbody> <tr> <td>1</td> <td>886.51</td> <td>48.52</td> <td>-----</td> <td>51.88</td> <td>28.68</td> <td>3.14</td> <td>34.38</td> <td>---</td> <td>Peak</td> </tr> <tr> <td>2</td> <td>926.58</td> <td>113.32</td> <td>-16.68</td> <td>138.08</td> <td>115.18</td> <td>29.23</td> <td>34.38</td> <td>---</td> <td>Peak</td> </tr> <tr> <td>3</td> <td>967.82</td> <td>46.19</td> <td>-----</td> <td>47.38</td> <td>29.85</td> <td>3.29</td> <td>34.26</td> <td>---</td> <td>Peak</td> </tr> </tbody> </table>	Over	Limit	ReadAntenna	Cable	Preamp	A/Pos	T/Pos	Remark	Freq	Level	Limit	Line	Level	Factor	Loss	Factor	MHz	dBuV/m	dB	dBuV/m	dBuV	dB/m	dB	cm	deg	1	886.51	48.52	-----	51.88	28.68	3.14	34.38	---	Peak	2	926.58	113.32	-16.68	138.08	115.18	29.23	34.38	---	Peak	3	967.82	46.19	-----	47.38	29.85	3.29	34.26	---	Peak
Over	Limit	ReadAntenna	Cable	Preamp	A/Pos	T/Pos	Remark																																																																																																									
Freq	Level	Limit	Line	Level	Factor	Loss	Factor																																																																																																									
MHz	dBuV/m	dB	dBuV/m	dBuV	dB/m	dB	cm	deg																																																																																																								
1	886.51	51.95	-----	54.43	28.68	3.14	34.38	---	Peak																																																																																																							
2	926.58	117.58	-12.42	138.08	119.44	29.23	34.38	---	Peak																																																																																																							
3	966.05	58.14	-----	51.27	29.85	3.29	34.27	---	Peak																																																																																																							
Over	Limit	ReadAntenna	Cable	Preamp	A/Pos	T/Pos	Remark																																																																																																									
Freq	Level	Limit	Line	Level	Factor	Loss	Factor																																																																																																									
MHz	dBuV/m	dB	dBuV/m	dBuV	dB/m	dB	cm	deg																																																																																																								
1	886.51	48.52	-----	51.88	28.68	3.14	34.38	---	Peak																																																																																																							
2	926.58	113.32	-16.68	138.08	115.18	29.23	34.38	---	Peak																																																																																																							
3	967.82	46.19	-----	47.38	29.85	3.29	34.26	---	Peak																																																																																																							





LoRa	903.3~926.5 Harmonic @ 3m																																																																																																																					
ANT	LoRa 500KHz DTS SF=11 CH16 914.5																																																																																																																					
	Horizontal	Vertical																																																																																																																				
Peak	<p>Date: 1 Date: 2023-10-10</p> <table border="1"> <thead> <tr> <th>Over</th> <th>Limit</th> <th>ReadAntenna</th> <th>Cable</th> <th>Preamp</th> <th>A/Pos</th> <th>T/Pos</th> <th>Remark</th> </tr> <tr> <th>Freq</th> <th>Level</th> <th>Limit</th> <th>Line</th> <th>Level</th> <th>Factor</th> <th>Loss</th> <th>Factor</th> </tr> <tr> <th>MHz</th> <th>dBuV/m</th> <th>dB</th> <th>dBuV/m</th> <th>dBuV</th> <th>dB/m</th> <th>dB</th> <th>cm</th> <th>deg</th> </tr> </thead> <tbody> <tr> <td>1</td> <td>1829.00</td> <td>36.25</td> <td>-37.75</td> <td>74.00</td> <td>68.43</td> <td>29.68</td> <td>4.21</td> <td>57.97</td> <td>---</td> <td>Peak</td> </tr> <tr> <td>2</td> <td>2742.50</td> <td>39.16</td> <td>-34.84</td> <td>74.00</td> <td>59.80</td> <td>31.68</td> <td>5.24</td> <td>57.48</td> <td>---</td> <td>Peak</td> </tr> <tr> <td>3</td> <td>3658.00</td> <td>42.17</td> <td>-31.83</td> <td>74.00</td> <td>68.21</td> <td>32.82</td> <td>6.18</td> <td>57.84</td> <td>---</td> <td>Peak</td> </tr> </tbody> </table>	Over	Limit	ReadAntenna	Cable	Preamp	A/Pos	T/Pos	Remark	Freq	Level	Limit	Line	Level	Factor	Loss	Factor	MHz	dBuV/m	dB	dBuV/m	dBuV	dB/m	dB	cm	deg	1	1829.00	36.25	-37.75	74.00	68.43	29.68	4.21	57.97	---	Peak	2	2742.50	39.16	-34.84	74.00	59.80	31.68	5.24	57.48	---	Peak	3	3658.00	42.17	-31.83	74.00	68.21	32.82	6.18	57.84	---	Peak	<p>Date: 2 Date: 2023-10-10</p> <table border="1"> <thead> <tr> <th>Over</th> <th>Limit</th> <th>ReadAntenna</th> <th>Cable</th> <th>Preamp</th> <th>A/Pos</th> <th>T/Pos</th> <th>Remark</th> </tr> <tr> <th>Freq</th> <th>Level</th> <th>Limit</th> <th>Line</th> <th>Level</th> <th>Factor</th> <th>Loss</th> <th>Factor</th> </tr> <tr> <th>MHz</th> <th>dBuV/m</th> <th>dB</th> <th>dBuV/m</th> <th>dBuV</th> <th>dB/m</th> <th>dB</th> <th>cm</th> <th>deg</th> </tr> </thead> <tbody> <tr> <td>1</td> <td>1829.00</td> <td>36.41</td> <td>-37.59</td> <td>74.00</td> <td>68.57</td> <td>29.68</td> <td>4.21</td> <td>57.97</td> <td>---</td> <td>Peak</td> </tr> <tr> <td>2</td> <td>2742.50</td> <td>39.68</td> <td>-34.48</td> <td>74.00</td> <td>60.24</td> <td>31.68</td> <td>5.24</td> <td>57.48</td> <td>---</td> <td>Peak</td> </tr> <tr> <td>3</td> <td>3658.00</td> <td>41.53</td> <td>-32.47</td> <td>74.00</td> <td>59.57</td> <td>32.82</td> <td>6.18</td> <td>57.84</td> <td>---</td> <td>Peak</td> </tr> </tbody> </table>	Over	Limit	ReadAntenna	Cable	Preamp	A/Pos	T/Pos	Remark	Freq	Level	Limit	Line	Level	Factor	Loss	Factor	MHz	dBuV/m	dB	dBuV/m	dBuV	dB/m	dB	cm	deg	1	1829.00	36.41	-37.59	74.00	68.57	29.68	4.21	57.97	---	Peak	2	2742.50	39.68	-34.48	74.00	60.24	31.68	5.24	57.48	---	Peak	3	3658.00	41.53	-32.47	74.00	59.57	32.82	6.18	57.84	---	Peak
Over	Limit	ReadAntenna	Cable	Preamp	A/Pos	T/Pos	Remark																																																																																																															
Freq	Level	Limit	Line	Level	Factor	Loss	Factor																																																																																																															
MHz	dBuV/m	dB	dBuV/m	dBuV	dB/m	dB	cm	deg																																																																																																														
1	1829.00	36.25	-37.75	74.00	68.43	29.68	4.21	57.97	---	Peak																																																																																																												
2	2742.50	39.16	-34.84	74.00	59.80	31.68	5.24	57.48	---	Peak																																																																																																												
3	3658.00	42.17	-31.83	74.00	68.21	32.82	6.18	57.84	---	Peak																																																																																																												
Over	Limit	ReadAntenna	Cable	Preamp	A/Pos	T/Pos	Remark																																																																																																															
Freq	Level	Limit	Line	Level	Factor	Loss	Factor																																																																																																															
MHz	dBuV/m	dB	dBuV/m	dBuV	dB/m	dB	cm	deg																																																																																																														
1	1829.00	36.41	-37.59	74.00	68.57	29.68	4.21	57.97	---	Peak																																																																																																												
2	2742.50	39.68	-34.48	74.00	60.24	31.68	5.24	57.48	---	Peak																																																																																																												
3	3658.00	41.53	-32.47	74.00	59.57	32.82	6.18	57.84	---	Peak																																																																																																												



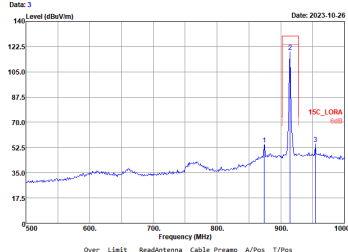
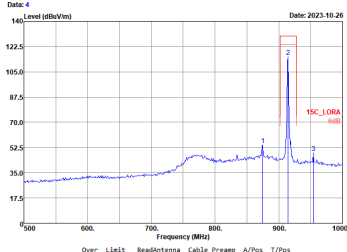
LoRa	903.3~926.5 Harmonic @ 3m																																																																																																																									
ANT	LoRa 500KHz DTS SF=11 CH31 926.5																																																																																																																									
	Horizontal	Vertical																																																																																																																								
Peak	<p>Date: 1 Date: 2023-10-10</p> <table border="1"> <thead> <tr> <th>Over</th> <th>Limit</th> <th>ReadAntenna</th> <th>Cable</th> <th>Preamp</th> <th>A/Pos</th> <th>T/Pos</th> <th>Remark</th> </tr> <tr> <th>Freq</th> <th>Level</th> <th>Limit</th> <th>Line</th> <th>Level</th> <th>Factor</th> <th>Loss</th> <th>Factor</th> </tr> <tr> <th>MHz</th> <th>dBuV/m</th> <th>dB</th> <th>dBuV/m</th> <th>dBuV</th> <th>dB/m</th> <th>dB</th> <th>dB</th> </tr> </thead> <tbody> <tr> <td>1</td> <td>1853.00</td> <td>36.10</td> <td>-37.00</td> <td>74.00</td> <td>68.12</td> <td>29.70</td> <td>4.25</td> <td>57.97</td> <td>---</td> <td>---</td> <td>Peak</td> </tr> <tr> <td>2</td> <td>2779.50</td> <td>39.81</td> <td>-34.10</td> <td>74.00</td> <td>68.31</td> <td>31.67</td> <td>5.28</td> <td>57.45</td> <td>---</td> <td>---</td> <td>Peak</td> </tr> <tr> <td>3</td> <td>3706.00</td> <td>48.17</td> <td>-33.83</td> <td>74.00</td> <td>58.13</td> <td>32.89</td> <td>6.17</td> <td>57.82</td> <td>---</td> <td>---</td> <td>Peak</td> </tr> </tbody> </table>	Over	Limit	ReadAntenna	Cable	Preamp	A/Pos	T/Pos	Remark	Freq	Level	Limit	Line	Level	Factor	Loss	Factor	MHz	dBuV/m	dB	dBuV/m	dBuV	dB/m	dB	dB	1	1853.00	36.10	-37.00	74.00	68.12	29.70	4.25	57.97	---	---	Peak	2	2779.50	39.81	-34.10	74.00	68.31	31.67	5.28	57.45	---	---	Peak	3	3706.00	48.17	-33.83	74.00	58.13	32.89	6.17	57.82	---	---	Peak	<p>Date: 2 Date: 2023-10-10</p> <table border="1"> <thead> <tr> <th>Over</th> <th>Limit</th> <th>ReadAntenna</th> <th>Cable</th> <th>Preamp</th> <th>A/Pos</th> <th>T/Pos</th> <th>Remark</th> </tr> <tr> <th>Freq</th> <th>Level</th> <th>Limit</th> <th>Line</th> <th>Level</th> <th>Factor</th> <th>Loss</th> <th>Factor</th> </tr> <tr> <th>MHz</th> <th>dBuV/m</th> <th>dB</th> <th>dBuV/m</th> <th>dBuV</th> <th>dB/m</th> <th>dB</th> <th>dB</th> </tr> </thead> <tbody> <tr> <td>1</td> <td>1853.00</td> <td>36.30</td> <td>-37.70</td> <td>74.00</td> <td>68.32</td> <td>29.70</td> <td>4.25</td> <td>57.97</td> <td>---</td> <td>---</td> <td>Peak</td> </tr> <tr> <td>2</td> <td>2779.50</td> <td>40.28</td> <td>-33.72</td> <td>74.00</td> <td>68.70</td> <td>31.67</td> <td>5.28</td> <td>57.45</td> <td>---</td> <td>---</td> <td>Peak</td> </tr> <tr> <td>3</td> <td>3706.00</td> <td>41.34</td> <td>-32.66</td> <td>74.00</td> <td>59.30</td> <td>32.89</td> <td>6.17</td> <td>57.82</td> <td>---</td> <td>---</td> <td>Peak</td> </tr> </tbody> </table>	Over	Limit	ReadAntenna	Cable	Preamp	A/Pos	T/Pos	Remark	Freq	Level	Limit	Line	Level	Factor	Loss	Factor	MHz	dBuV/m	dB	dBuV/m	dBuV	dB/m	dB	dB	1	1853.00	36.30	-37.70	74.00	68.32	29.70	4.25	57.97	---	---	Peak	2	2779.50	40.28	-33.72	74.00	68.70	31.67	5.28	57.45	---	---	Peak	3	3706.00	41.34	-32.66	74.00	59.30	32.89	6.17	57.82	---	---	Peak
Over	Limit	ReadAntenna	Cable	Preamp	A/Pos	T/Pos	Remark																																																																																																																			
Freq	Level	Limit	Line	Level	Factor	Loss	Factor																																																																																																																			
MHz	dBuV/m	dB	dBuV/m	dBuV	dB/m	dB	dB																																																																																																																			
1	1853.00	36.10	-37.00	74.00	68.12	29.70	4.25	57.97	---	---	Peak																																																																																																															
2	2779.50	39.81	-34.10	74.00	68.31	31.67	5.28	57.45	---	---	Peak																																																																																																															
3	3706.00	48.17	-33.83	74.00	58.13	32.89	6.17	57.82	---	---	Peak																																																																																																															
Over	Limit	ReadAntenna	Cable	Preamp	A/Pos	T/Pos	Remark																																																																																																																			
Freq	Level	Limit	Line	Level	Factor	Loss	Factor																																																																																																																			
MHz	dBuV/m	dB	dBuV/m	dBuV	dB/m	dB	dB																																																																																																																			
1	1853.00	36.30	-37.70	74.00	68.32	29.70	4.25	57.97	---	---	Peak																																																																																																															
2	2779.50	40.28	-33.72	74.00	68.70	31.67	5.28	57.45	---	---	Peak																																																																																																															
3	3706.00	41.34	-32.66	74.00	59.30	32.89	6.17	57.82	---	---	Peak																																																																																																															



OFDM-LR (Band Edge @ 3m)

LoRa	902.5-926.5 Band Edge @ 3m																																																																																																															
ANT	OFDM-LR CH02 903.3																																																																																																															
	Horizontal	Vertical																																																																																																														
Peak	<p>Date: 1 Date: 2023-10-26</p> <table border="1"> <thead> <tr> <th>Peak</th> <th>Freq</th> <th>Level</th> <th>Over</th> <th>Limit</th> <th>ReadAntenna</th> <th>Cable</th> <th>Preamp</th> <th>A/Pos</th> <th>T/Pos</th> <th>Remark</th> </tr> <tr> <th></th> <th>(MHz)</th> <th>(dBuV/m)</th> <th>(dB)</th> <th>(dBuV/m)</th> <th>(dB)</th> <th>(dB)</th> <th>(dB)</th> <th>(dB)</th> <th>(dB)</th> <th>(dB)</th> </tr> </thead> <tbody> <tr> <td>1</td> <td>903.23</td> <td>91.85</td> <td>-11.56</td> <td>130.00</td> <td>28.79</td> <td>3.16</td> <td>34.30</td> <td>---</td> <td>---</td> <td>Peak</td> </tr> <tr> <td>2</td> <td>903.30</td> <td>118.44</td> <td>-11.56</td> <td>130.00</td> <td>28.79</td> <td>3.16</td> <td>34.30</td> <td>---</td> <td>---</td> <td>Peak</td> </tr> <tr> <td>3</td> <td>942.77</td> <td>55.87</td> <td>-11.56</td> <td>130.00</td> <td>28.79</td> <td>3.16</td> <td>34.30</td> <td>---</td> <td>---</td> <td>Peak</td> </tr> </tbody> </table>	Peak	Freq	Level	Over	Limit	ReadAntenna	Cable	Preamp	A/Pos	T/Pos	Remark		(MHz)	(dBuV/m)	(dB)	(dBuV/m)	(dB)	(dB)	(dB)	(dB)	(dB)	(dB)	1	903.23	91.85	-11.56	130.00	28.79	3.16	34.30	---	---	Peak	2	903.30	118.44	-11.56	130.00	28.79	3.16	34.30	---	---	Peak	3	942.77	55.87	-11.56	130.00	28.79	3.16	34.30	---	---	Peak	<p>Date: 2 Date: 2023-10-26</p> <table border="1"> <thead> <tr> <th>Peak</th> <th>Freq</th> <th>Level</th> <th>Over</th> <th>Limit</th> <th>ReadAntenna</th> <th>Cable</th> <th>Preamp</th> <th>A/Pos</th> <th>T/Pos</th> <th>Remark</th> </tr> <tr> <th></th> <th>(MHz)</th> <th>(dBuV/m)</th> <th>(dB)</th> <th>(dBuV/m)</th> <th>(dB)</th> <th>(dB)</th> <th>(dB)</th> <th>(dB)</th> <th>(dB)</th> <th>(dB)</th> </tr> </thead> <tbody> <tr> <td>1</td> <td>903.23</td> <td>91.85</td> <td>-11.56</td> <td>130.00</td> <td>28.79</td> <td>3.16</td> <td>34.30</td> <td>---</td> <td>---</td> <td>Peak</td> </tr> <tr> <td>2</td> <td>903.30</td> <td>118.44</td> <td>-11.56</td> <td>130.00</td> <td>28.79</td> <td>3.16</td> <td>34.30</td> <td>---</td> <td>---</td> <td>Peak</td> </tr> <tr> <td>3</td> <td>942.77</td> <td>55.87</td> <td>-11.56</td> <td>130.00</td> <td>28.79</td> <td>3.16</td> <td>34.30</td> <td>---</td> <td>---</td> <td>Peak</td> </tr> </tbody> </table>	Peak	Freq	Level	Over	Limit	ReadAntenna	Cable	Preamp	A/Pos	T/Pos	Remark		(MHz)	(dBuV/m)	(dB)	(dBuV/m)	(dB)	(dB)	(dB)	(dB)	(dB)	(dB)	1	903.23	91.85	-11.56	130.00	28.79	3.16	34.30	---	---	Peak	2	903.30	118.44	-11.56	130.00	28.79	3.16	34.30	---	---	Peak	3	942.77	55.87	-11.56	130.00	28.79	3.16	34.30	---	---	Peak
Peak	Freq	Level	Over	Limit	ReadAntenna	Cable	Preamp	A/Pos	T/Pos	Remark																																																																																																						
	(MHz)	(dBuV/m)	(dB)	(dBuV/m)	(dB)	(dB)	(dB)	(dB)	(dB)	(dB)																																																																																																						
1	903.23	91.85	-11.56	130.00	28.79	3.16	34.30	---	---	Peak																																																																																																						
2	903.30	118.44	-11.56	130.00	28.79	3.16	34.30	---	---	Peak																																																																																																						
3	942.77	55.87	-11.56	130.00	28.79	3.16	34.30	---	---	Peak																																																																																																						
Peak	Freq	Level	Over	Limit	ReadAntenna	Cable	Preamp	A/Pos	T/Pos	Remark																																																																																																						
	(MHz)	(dBuV/m)	(dB)	(dBuV/m)	(dB)	(dB)	(dB)	(dB)	(dB)	(dB)																																																																																																						
1	903.23	91.85	-11.56	130.00	28.79	3.16	34.30	---	---	Peak																																																																																																						
2	903.30	118.44	-11.56	130.00	28.79	3.16	34.30	---	---	Peak																																																																																																						
3	942.77	55.87	-11.56	130.00	28.79	3.16	34.30	---	---	Peak																																																																																																						



LoRa	902.5-926.5 Band Edge @ 3m																																																																																																															
ANT	OFDM-LR CH16 914.5																																																																																																															
	Horizontal	Vertical																																																																																																														
Peak	 <table border="1" data-bbox="446 672 794 739"> <thead> <tr> <th>Over</th> <th>Limit</th> <th>ReadAntenna</th> <th>Cable</th> <th>Preamp</th> <th>A/Pos</th> <th>T/Pos</th> <th>Remark</th> </tr> <tr> <th>Freq</th> <th>Level</th> <th>Limit</th> <th>Line</th> <th>Level Factor</th> <th>Loss Factor</th> <th></th> <th></th> </tr> <tr> <th>MHz</th> <th>dBuV/m</th> <th>dB</th> <th>dBuV/m</th> <th>dBuV</th> <th>dB</th> <th>dB</th> <th>cm deg</th> </tr> </thead> <tbody> <tr> <td>1</td> <td>873.00</td> <td>54.42</td> <td>.....</td> <td>56.88</td> <td>28.72</td> <td>3.12</td> <td>34.38</td> <td>---</td> <td>Peak</td> </tr> <tr> <td>2</td> <td>914.50</td> <td>119.81</td> <td>-180.00</td> <td>138.00</td> <td>121.17</td> <td>28.96</td> <td>3.18</td> <td>34.38</td> <td>---</td> <td>Peak</td> </tr> <tr> <td>3</td> <td>954.41</td> <td>54.88</td> <td>.....</td> <td>56.83</td> <td>29.79</td> <td>3.27</td> <td>34.29</td> <td>---</td> <td>Peak</td> </tr> </tbody> </table>	Over	Limit	ReadAntenna	Cable	Preamp	A/Pos	T/Pos	Remark	Freq	Level	Limit	Line	Level Factor	Loss Factor			MHz	dBuV/m	dB	dBuV/m	dBuV	dB	dB	cm deg	1	873.00	54.42	.....	56.88	28.72	3.12	34.38	---	Peak	2	914.50	119.81	-180.00	138.00	121.17	28.96	3.18	34.38	---	Peak	3	954.41	54.88	.....	56.83	29.79	3.27	34.29	---	Peak	 <table border="1" data-bbox="922 672 1270 739"> <thead> <tr> <th>Over</th> <th>Limit</th> <th>ReadAntenna</th> <th>Cable</th> <th>Preamp</th> <th>A/Pos</th> <th>T/Pos</th> <th>Remark</th> </tr> <tr> <th>Freq</th> <th>Level</th> <th>Limit</th> <th>Line</th> <th>Level Factor</th> <th>Loss Factor</th> <th></th> <th></th> </tr> <tr> <th>MHz</th> <th>dBuV/m</th> <th>dB</th> <th>dBuV/m</th> <th>dBuV</th> <th>dB</th> <th>dB</th> <th>cm deg</th> </tr> </thead> <tbody> <tr> <td>1</td> <td>874.87</td> <td>54.23</td> <td>.....</td> <td>56.89</td> <td>28.72</td> <td>3.12</td> <td>34.38</td> <td>---</td> <td>Peak</td> </tr> <tr> <td>2</td> <td>914.50</td> <td>115.50</td> <td>-184.41</td> <td>138.00</td> <td>117.75</td> <td>28.96</td> <td>3.18</td> <td>34.38</td> <td>---</td> <td>Peak</td> </tr> <tr> <td>3</td> <td>954.41</td> <td>48.71</td> <td>.....</td> <td>49.94</td> <td>29.79</td> <td>3.27</td> <td>34.29</td> <td>---</td> <td>Peak</td> </tr> </tbody> </table>	Over	Limit	ReadAntenna	Cable	Preamp	A/Pos	T/Pos	Remark	Freq	Level	Limit	Line	Level Factor	Loss Factor			MHz	dBuV/m	dB	dBuV/m	dBuV	dB	dB	cm deg	1	874.87	54.23	.....	56.89	28.72	3.12	34.38	---	Peak	2	914.50	115.50	-184.41	138.00	117.75	28.96	3.18	34.38	---	Peak	3	954.41	48.71	.....	49.94	29.79	3.27	34.29	---	Peak
Over	Limit	ReadAntenna	Cable	Preamp	A/Pos	T/Pos	Remark																																																																																																									
Freq	Level	Limit	Line	Level Factor	Loss Factor																																																																																																											
MHz	dBuV/m	dB	dBuV/m	dBuV	dB	dB	cm deg																																																																																																									
1	873.00	54.42	.....	56.88	28.72	3.12	34.38	---	Peak																																																																																																							
2	914.50	119.81	-180.00	138.00	121.17	28.96	3.18	34.38	---	Peak																																																																																																						
3	954.41	54.88	.....	56.83	29.79	3.27	34.29	---	Peak																																																																																																							
Over	Limit	ReadAntenna	Cable	Preamp	A/Pos	T/Pos	Remark																																																																																																									
Freq	Level	Limit	Line	Level Factor	Loss Factor																																																																																																											
MHz	dBuV/m	dB	dBuV/m	dBuV	dB	dB	cm deg																																																																																																									
1	874.87	54.23	.....	56.89	28.72	3.12	34.38	---	Peak																																																																																																							
2	914.50	115.50	-184.41	138.00	117.75	28.96	3.18	34.38	---	Peak																																																																																																						
3	954.41	48.71	.....	49.94	29.79	3.27	34.29	---	Peak																																																																																																							



LoRa	902.5-926.5 Band Edge @ 3m																																																																																																							
ANT	OFDM-LR CH31 926.5																																																																																																							
	Horizontal	Vertical																																																																																																						
Peak	<p>Date: 1 Date: 2023-10-26</p> <table border="1"> <thead> <tr> <th>Over</th> <th>Limit</th> <th>ReadAntenna</th> <th>Cable</th> <th>Preamp</th> <th>A/Pos</th> <th>T/Pos</th> <th>Remark</th> </tr> <tr> <th>Freq</th> <th>Level</th> <th>Limit</th> <th>Line</th> <th>Level Factor</th> <th>Loss Factor</th> <th></th> <th></th> </tr> <tr> <th>MHz</th> <th>dBuV/m</th> <th>dB</th> <th>dBuV/m</th> <th>dBuV</th> <th>dB/m</th> <th>dB</th> <th>cm</th> </tr> </thead> <tbody> <tr> <td>1</td> <td>886.51</td> <td>58.72</td> <td>-----</td> <td>53.28</td> <td>28.88</td> <td>3.14</td> <td>34.38</td> <td>--- Peak</td> </tr> <tr> <td>2</td> <td>926.58</td> <td>117.61</td> <td>-12.38</td> <td>138.00</td> <td>119.47</td> <td>3.21</td> <td>34.38</td> <td>--- Peak</td> </tr> <tr> <td>3</td> <td>966.85</td> <td>58.88</td> <td>-----</td> <td>51.21</td> <td>29.85</td> <td>3.29</td> <td>34.27</td> <td>--- Peak</td> </tr> </tbody> </table>	Over	Limit	ReadAntenna	Cable	Preamp	A/Pos	T/Pos	Remark	Freq	Level	Limit	Line	Level Factor	Loss Factor			MHz	dBuV/m	dB	dBuV/m	dBuV	dB/m	dB	cm	1	886.51	58.72	-----	53.28	28.88	3.14	34.38	--- Peak	2	926.58	117.61	-12.38	138.00	119.47	3.21	34.38	--- Peak	3	966.85	58.88	-----	51.21	29.85	3.29	34.27	--- Peak	<p>Date: 2 Date: 2023-10-26</p> <table border="1"> <thead> <tr> <th>Over</th> <th>Limit</th> <th>ReadAntenna</th> <th>Cable</th> <th>Preamp</th> <th>A/Pos</th> <th>T/Pos</th> <th>Remark</th> </tr> <tr> <th>Freq</th> <th>Level</th> <th>Limit</th> <th>Line</th> <th>Level Factor</th> <th>Loss Factor</th> <th></th> <th></th> </tr> <tr> <th>MHz</th> <th>dBuV/m</th> <th>dB</th> <th>dBuV/m</th> <th>dBuV</th> <th>dB/m</th> <th>dB</th> <th>cm</th> </tr> </thead> <tbody> <tr> <td>1</td> <td>886.51</td> <td>48.88</td> <td>-----</td> <td>58.32</td> <td>28.68</td> <td>3.14</td> <td>34.38</td> <td>--- Peak</td> </tr> <tr> <td>2</td> <td>926.58</td> <td>111.33</td> <td>-15.67</td> <td>138.00</td> <td>113.19</td> <td>3.21</td> <td>34.38</td> <td>--- Peak</td> </tr> <tr> <td>3</td> <td>966.85</td> <td>44.48</td> <td>-----</td> <td>45.61</td> <td>29.85</td> <td>3.29</td> <td>34.27</td> <td>--- Peak</td> </tr> </tbody> </table>	Over	Limit	ReadAntenna	Cable	Preamp	A/Pos	T/Pos	Remark	Freq	Level	Limit	Line	Level Factor	Loss Factor			MHz	dBuV/m	dB	dBuV/m	dBuV	dB/m	dB	cm	1	886.51	48.88	-----	58.32	28.68	3.14	34.38	--- Peak	2	926.58	111.33	-15.67	138.00	113.19	3.21	34.38	--- Peak	3	966.85	44.48	-----	45.61	29.85	3.29	34.27	--- Peak
Over	Limit	ReadAntenna	Cable	Preamp	A/Pos	T/Pos	Remark																																																																																																	
Freq	Level	Limit	Line	Level Factor	Loss Factor																																																																																																			
MHz	dBuV/m	dB	dBuV/m	dBuV	dB/m	dB	cm																																																																																																	
1	886.51	58.72	-----	53.28	28.88	3.14	34.38	--- Peak																																																																																																
2	926.58	117.61	-12.38	138.00	119.47	3.21	34.38	--- Peak																																																																																																
3	966.85	58.88	-----	51.21	29.85	3.29	34.27	--- Peak																																																																																																
Over	Limit	ReadAntenna	Cable	Preamp	A/Pos	T/Pos	Remark																																																																																																	
Freq	Level	Limit	Line	Level Factor	Loss Factor																																																																																																			
MHz	dBuV/m	dB	dBuV/m	dBuV	dB/m	dB	cm																																																																																																	
1	886.51	48.88	-----	58.32	28.68	3.14	34.38	--- Peak																																																																																																
2	926.58	111.33	-15.67	138.00	113.19	3.21	34.38	--- Peak																																																																																																
3	966.85	44.48	-----	45.61	29.85	3.29	34.27	--- Peak																																																																																																



OFDM-LR (Harmonic @ 3m)

LoRa	902.5~926.5 Harmonic @ 3m																																																																																																					
ANT	OFDM-LR CH02 903.3																																																																																																					
	Horizontal	Vertical																																																																																																				
Peak	<p>Date: 1 Level (dBuV/m)</p> <table border="1"> <thead> <tr> <th>Freq</th> <th>Level</th> <th>Over</th> <th>Limit</th> <th>ReadAntenna</th> <th>Cable</th> <th>Preamp</th> <th>A/Pos</th> <th>T/Pos</th> <th>Remark</th> </tr> <tr> <th>MHz</th> <th>dBuV/m</th> <th>dB</th> <th>dBuV/m</th> <th>dB</th> <th>dB</th> <th>dB</th> <th>cm</th> <th>deg</th> <th></th> </tr> </thead> <tbody> <tr> <td>1 1886.60</td> <td>36.42</td> <td>37.58</td> <td>74.00</td> <td>68.77</td> <td>29.48</td> <td>4.21</td> <td>57.06</td> <td>---</td> <td>Peak</td> </tr> <tr> <td>2 2789.90</td> <td>42.46</td> <td>31.54</td> <td>74.00</td> <td>63.16</td> <td>31.69</td> <td>5.20</td> <td>57.58</td> <td>---</td> <td>Peak</td> </tr> <tr> <td>3 3613.20</td> <td>40.18</td> <td>33.08</td> <td>74.00</td> <td>58.19</td> <td>32.77</td> <td>6.19</td> <td>57.85</td> <td>---</td> <td>Peak</td> </tr> </tbody> </table>	Freq	Level	Over	Limit	ReadAntenna	Cable	Preamp	A/Pos	T/Pos	Remark	MHz	dBuV/m	dB	dBuV/m	dB	dB	dB	cm	deg		1 1886.60	36.42	37.58	74.00	68.77	29.48	4.21	57.06	---	Peak	2 2789.90	42.46	31.54	74.00	63.16	31.69	5.20	57.58	---	Peak	3 3613.20	40.18	33.08	74.00	58.19	32.77	6.19	57.85	---	Peak	<p>Date: 2 Level (dBuV/m)</p> <table border="1"> <thead> <tr> <th>Freq</th> <th>Level</th> <th>Over</th> <th>Limit</th> <th>ReadAntenna</th> <th>Cable</th> <th>Preamp</th> <th>A/Pos</th> <th>T/Pos</th> <th>Remark</th> </tr> <tr> <th>MHz</th> <th>dBuV/m</th> <th>dB</th> <th>dBuV/m</th> <th>dB</th> <th>dB</th> <th>dB</th> <th>cm</th> <th>deg</th> <th></th> </tr> </thead> <tbody> <tr> <td>1 1886.60</td> <td>37.20</td> <td>36.00</td> <td>74.00</td> <td>61.55</td> <td>29.48</td> <td>4.21</td> <td>57.06</td> <td>---</td> <td>Peak</td> </tr> <tr> <td>2 2789.90</td> <td>41.81</td> <td>32.13</td> <td>74.00</td> <td>62.51</td> <td>31.69</td> <td>5.20</td> <td>57.58</td> <td>---</td> <td>Peak</td> </tr> <tr> <td>3 3613.20</td> <td>42.81</td> <td>31.99</td> <td>74.00</td> <td>60.18</td> <td>32.77</td> <td>6.19</td> <td>57.85</td> <td>---</td> <td>Peak</td> </tr> </tbody> </table>	Freq	Level	Over	Limit	ReadAntenna	Cable	Preamp	A/Pos	T/Pos	Remark	MHz	dBuV/m	dB	dBuV/m	dB	dB	dB	cm	deg		1 1886.60	37.20	36.00	74.00	61.55	29.48	4.21	57.06	---	Peak	2 2789.90	41.81	32.13	74.00	62.51	31.69	5.20	57.58	---	Peak	3 3613.20	42.81	31.99	74.00	60.18	32.77	6.19	57.85	---	Peak
Freq	Level	Over	Limit	ReadAntenna	Cable	Preamp	A/Pos	T/Pos	Remark																																																																																													
MHz	dBuV/m	dB	dBuV/m	dB	dB	dB	cm	deg																																																																																														
1 1886.60	36.42	37.58	74.00	68.77	29.48	4.21	57.06	---	Peak																																																																																													
2 2789.90	42.46	31.54	74.00	63.16	31.69	5.20	57.58	---	Peak																																																																																													
3 3613.20	40.18	33.08	74.00	58.19	32.77	6.19	57.85	---	Peak																																																																																													
Freq	Level	Over	Limit	ReadAntenna	Cable	Preamp	A/Pos	T/Pos	Remark																																																																																													
MHz	dBuV/m	dB	dBuV/m	dB	dB	dB	cm	deg																																																																																														
1 1886.60	37.20	36.00	74.00	61.55	29.48	4.21	57.06	---	Peak																																																																																													
2 2789.90	41.81	32.13	74.00	62.51	31.69	5.20	57.58	---	Peak																																																																																													
3 3613.20	42.81	31.99	74.00	60.18	32.77	6.19	57.85	---	Peak																																																																																													





LoRa	902.5~926.5 Harmonic @ 3m																																																																																																																					
ANT	OFDM-LR CH16 914.5																																																																																																																					
	Horizontal	Vertical																																																																																																																				
Peak	<p>Date: 1 Date: 2023-10-11</p> <table border="1"> <thead> <tr> <th>Over</th> <th>Limit</th> <th>ReadAntenna</th> <th>Cable</th> <th>Preamp</th> <th>A/Pos</th> <th>T/Pos</th> <th>Remark</th> </tr> <tr> <th>Freq</th> <th>Level</th> <th>Limit</th> <th>Line</th> <th>Level</th> <th>Factor</th> <th>Loss</th> <th>Factor</th> </tr> <tr> <th>MHz</th> <th>dBuV/m</th> <th>dB</th> <th>dBuV/m</th> <th>dBuV</th> <th>dB/m</th> <th>dB</th> <th>cm</th> <th>deg</th> </tr> </thead> <tbody> <tr> <td>1</td> <td>1829.00</td> <td>35.90</td> <td>-38.10</td> <td>74.00</td> <td>69.06</td> <td>29.60</td> <td>4.21</td> <td>57.97</td> <td>---</td> <td>Peak</td> </tr> <tr> <td>2</td> <td>2742.50</td> <td>41.69</td> <td>-32.22</td> <td>74.00</td> <td>62.33</td> <td>31.60</td> <td>5.26</td> <td>57.48</td> <td>---</td> <td>Peak</td> </tr> <tr> <td>3</td> <td>3658.00</td> <td>48.79</td> <td>-33.21</td> <td>74.00</td> <td>58.83</td> <td>32.82</td> <td>6.18</td> <td>57.84</td> <td>---</td> <td>Peak</td> </tr> </tbody> </table>	Over	Limit	ReadAntenna	Cable	Preamp	A/Pos	T/Pos	Remark	Freq	Level	Limit	Line	Level	Factor	Loss	Factor	MHz	dBuV/m	dB	dBuV/m	dBuV	dB/m	dB	cm	deg	1	1829.00	35.90	-38.10	74.00	69.06	29.60	4.21	57.97	---	Peak	2	2742.50	41.69	-32.22	74.00	62.33	31.60	5.26	57.48	---	Peak	3	3658.00	48.79	-33.21	74.00	58.83	32.82	6.18	57.84	---	Peak	<p>Date: 2 Date: 2023-10-11</p> <table border="1"> <thead> <tr> <th>Over</th> <th>Limit</th> <th>ReadAntenna</th> <th>Cable</th> <th>Preamp</th> <th>A/Pos</th> <th>T/Pos</th> <th>Remark</th> </tr> <tr> <th>Freq</th> <th>Level</th> <th>Limit</th> <th>Line</th> <th>Level</th> <th>Factor</th> <th>Loss</th> <th>Factor</th> </tr> <tr> <th>MHz</th> <th>dBuV/m</th> <th>dB</th> <th>dBuV/m</th> <th>dBuV</th> <th>dB/m</th> <th>dB</th> <th>cm</th> <th>deg</th> </tr> </thead> <tbody> <tr> <td>1</td> <td>1829.00</td> <td>36.61</td> <td>-37.39</td> <td>74.00</td> <td>68.77</td> <td>29.60</td> <td>4.21</td> <td>57.97</td> <td>---</td> <td>Peak</td> </tr> <tr> <td>2</td> <td>2742.50</td> <td>41.00</td> <td>-32.00</td> <td>74.00</td> <td>61.64</td> <td>31.60</td> <td>5.24</td> <td>57.48</td> <td>---</td> <td>Peak</td> </tr> <tr> <td>3</td> <td>3658.00</td> <td>48.92</td> <td>-33.08</td> <td>74.00</td> <td>58.96</td> <td>32.82</td> <td>6.18</td> <td>57.84</td> <td>---</td> <td>Peak</td> </tr> </tbody> </table>	Over	Limit	ReadAntenna	Cable	Preamp	A/Pos	T/Pos	Remark	Freq	Level	Limit	Line	Level	Factor	Loss	Factor	MHz	dBuV/m	dB	dBuV/m	dBuV	dB/m	dB	cm	deg	1	1829.00	36.61	-37.39	74.00	68.77	29.60	4.21	57.97	---	Peak	2	2742.50	41.00	-32.00	74.00	61.64	31.60	5.24	57.48	---	Peak	3	3658.00	48.92	-33.08	74.00	58.96	32.82	6.18	57.84	---	Peak
Over	Limit	ReadAntenna	Cable	Preamp	A/Pos	T/Pos	Remark																																																																																																															
Freq	Level	Limit	Line	Level	Factor	Loss	Factor																																																																																																															
MHz	dBuV/m	dB	dBuV/m	dBuV	dB/m	dB	cm	deg																																																																																																														
1	1829.00	35.90	-38.10	74.00	69.06	29.60	4.21	57.97	---	Peak																																																																																																												
2	2742.50	41.69	-32.22	74.00	62.33	31.60	5.26	57.48	---	Peak																																																																																																												
3	3658.00	48.79	-33.21	74.00	58.83	32.82	6.18	57.84	---	Peak																																																																																																												
Over	Limit	ReadAntenna	Cable	Preamp	A/Pos	T/Pos	Remark																																																																																																															
Freq	Level	Limit	Line	Level	Factor	Loss	Factor																																																																																																															
MHz	dBuV/m	dB	dBuV/m	dBuV	dB/m	dB	cm	deg																																																																																																														
1	1829.00	36.61	-37.39	74.00	68.77	29.60	4.21	57.97	---	Peak																																																																																																												
2	2742.50	41.00	-32.00	74.00	61.64	31.60	5.24	57.48	---	Peak																																																																																																												
3	3658.00	48.92	-33.08	74.00	58.96	32.82	6.18	57.84	---	Peak																																																																																																												



LoRa	902.5~926.5 Harmonic @ 3m																																																																																																	
ANT	OFDM-LR CH31 926.5																																																																																																	
	Horizontal	Vertical																																																																																																
Peak	<p>Date: 1 Date: 2023-10-11</p> <p>Over Limit ReadAntenna Cable Preamp A/Pos T/Pos Freq Level Limit Line Level Factor Loss Factor cm deg Remark</p> <table border="1"> <thead> <tr> <th>#</th> <th>Freq</th> <th>Level</th> <th>Limit</th> <th>Line</th> <th>Level</th> <th>Factor</th> <th>Loss</th> <th>Factor</th> <th>cm</th> <th>deg</th> <th>Remark</th> </tr> </thead> <tbody> <tr> <td>1</td> <td>1853.00</td> <td>36.50</td> <td>-37.50</td> <td>74.00</td> <td>68.52</td> <td>29.70</td> <td>4.25</td> <td>57.97</td> <td>---</td> <td>---</td> <td>Peak</td> </tr> <tr> <td>2</td> <td>2779.50</td> <td>41.07</td> <td>-32.13</td> <td>74.00</td> <td>62.37</td> <td>31.67</td> <td>5.28</td> <td>57.45</td> <td>---</td> <td>---</td> <td>Peak</td> </tr> <tr> <td>3</td> <td>3706.00</td> <td>48.71</td> <td>-33.29</td> <td>74.00</td> <td>58.67</td> <td>32.89</td> <td>6.17</td> <td>57.82</td> <td>---</td> <td>---</td> <td>Peak</td> </tr> </tbody> </table>	#	Freq	Level	Limit	Line	Level	Factor	Loss	Factor	cm	deg	Remark	1	1853.00	36.50	-37.50	74.00	68.52	29.70	4.25	57.97	---	---	Peak	2	2779.50	41.07	-32.13	74.00	62.37	31.67	5.28	57.45	---	---	Peak	3	3706.00	48.71	-33.29	74.00	58.67	32.89	6.17	57.82	---	---	Peak	<p>Date: 2 Date: 2023-10-11</p> <p>Over Limit ReadAntenna Cable Preamp A/Pos T/Pos Freq Level Limit Line Level Factor Loss Factor cm deg Remark</p> <table border="1"> <thead> <tr> <th>#</th> <th>Freq</th> <th>Level</th> <th>Limit</th> <th>Line</th> <th>Level</th> <th>Factor</th> <th>Loss</th> <th>Factor</th> <th>cm</th> <th>deg</th> <th>Remark</th> </tr> </thead> <tbody> <tr> <td>1</td> <td>1853.00</td> <td>36.12</td> <td>-37.88</td> <td>74.00</td> <td>68.14</td> <td>29.70</td> <td>4.25</td> <td>57.97</td> <td>---</td> <td>---</td> <td>Peak</td> </tr> <tr> <td>2</td> <td>2779.50</td> <td>42.53</td> <td>-31.47</td> <td>74.00</td> <td>63.83</td> <td>31.67</td> <td>5.28</td> <td>57.45</td> <td>---</td> <td>---</td> <td>Peak</td> </tr> <tr> <td>3</td> <td>3706.00</td> <td>41.68</td> <td>-32.48</td> <td>74.00</td> <td>59.56</td> <td>32.89</td> <td>6.17</td> <td>57.82</td> <td>---</td> <td>---</td> <td>Peak</td> </tr> </tbody> </table>	#	Freq	Level	Limit	Line	Level	Factor	Loss	Factor	cm	deg	Remark	1	1853.00	36.12	-37.88	74.00	68.14	29.70	4.25	57.97	---	---	Peak	2	2779.50	42.53	-31.47	74.00	63.83	31.67	5.28	57.45	---	---	Peak	3	3706.00	41.68	-32.48	74.00	59.56	32.89	6.17	57.82	---	---	Peak
#	Freq	Level	Limit	Line	Level	Factor	Loss	Factor	cm	deg	Remark																																																																																							
1	1853.00	36.50	-37.50	74.00	68.52	29.70	4.25	57.97	---	---	Peak																																																																																							
2	2779.50	41.07	-32.13	74.00	62.37	31.67	5.28	57.45	---	---	Peak																																																																																							
3	3706.00	48.71	-33.29	74.00	58.67	32.89	6.17	57.82	---	---	Peak																																																																																							
#	Freq	Level	Limit	Line	Level	Factor	Loss	Factor	cm	deg	Remark																																																																																							
1	1853.00	36.12	-37.88	74.00	68.14	29.70	4.25	57.97	---	---	Peak																																																																																							
2	2779.50	42.53	-31.47	74.00	63.83	31.67	5.28	57.45	---	---	Peak																																																																																							
3	3706.00	41.68	-32.48	74.00	59.56	32.89	6.17	57.82	---	---	Peak																																																																																							



<Co-location modes>:

Mode 1 802.11ax20 CH01 & BLE 1M CH00& Zigbee CH19& Lora DTS SF11 500Khz CH16

802.11ax20 CH01 (Band Edge @ 3m)

2.4GHz 2400~2483.5MHz Band Edge @ 3m																																																																
802.11ax20 CH01 & BLE 1M CH00& Zigbee CH19& Lora DTS SF11 500Khz CH16																																																																
Co-location																																																																
	Horizontal	Fundamental																																																														
Peak	<table border="1"> <thead> <tr> <th>Freq</th> <th>Level</th> <th>Over</th> <th>Limit</th> <th>ReadAntenna</th> <th>Cable</th> <th>Preamp</th> <th>A/Pos</th> <th>T/Pos</th> <th>Remark</th> </tr> <tr> <th>MHz</th> <th>dBuV/m</th> <th>dB</th> <th>dBuV/m</th> <th>dBuV</th> <th>dB/m</th> <th>dB</th> <th>dB</th> <th>cm</th> <th>deg</th> </tr> </thead> <tbody> <tr> <td>1</td> <td>2389.04</td> <td>52.65</td> <td>-21.35</td> <td>74.00</td> <td>52.10</td> <td>30.63</td> <td>4.77</td> <td>54.85</td> <td>117</td> <td>27 Peak</td> </tr> </tbody> </table>	Freq	Level	Over	Limit	ReadAntenna	Cable	Preamp	A/Pos	T/Pos	Remark	MHz	dBuV/m	dB	dBuV/m	dBuV	dB/m	dB	dB	cm	deg	1	2389.04	52.65	-21.35	74.00	52.10	30.63	4.77	54.85	117	27 Peak	<table border="1"> <thead> <tr> <th>Freq</th> <th>Level</th> <th>Over</th> <th>Limit</th> <th>ReadAntenna</th> <th>Cable</th> <th>Preamp</th> <th>A/Pos</th> <th>T/Pos</th> <th>Remark</th> </tr> <tr> <th>MHz</th> <th>dBuV/m</th> <th>dB</th> <th>dBuV/m</th> <th>dBuV</th> <th>dB/m</th> <th>dB</th> <th>dB</th> <th>cm</th> <th>deg</th> </tr> </thead> <tbody> <tr> <td>1</td> <td>2412.00</td> <td>103.88</td> <td>29.88</td> <td>74.00</td> <td>103.27</td> <td>30.63</td> <td>4.81</td> <td>34.83</td> <td>117</td> <td>27 Peak</td> </tr> </tbody> </table>	Freq	Level	Over	Limit	ReadAntenna	Cable	Preamp	A/Pos	T/Pos	Remark	MHz	dBuV/m	dB	dBuV/m	dBuV	dB/m	dB	dB	cm	deg	1	2412.00	103.88	29.88	74.00	103.27	30.63	4.81	34.83	117	27 Peak
Freq	Level	Over	Limit	ReadAntenna	Cable	Preamp	A/Pos	T/Pos	Remark																																																							
MHz	dBuV/m	dB	dBuV/m	dBuV	dB/m	dB	dB	cm	deg																																																							
1	2389.04	52.65	-21.35	74.00	52.10	30.63	4.77	54.85	117	27 Peak																																																						
Freq	Level	Over	Limit	ReadAntenna	Cable	Preamp	A/Pos	T/Pos	Remark																																																							
MHz	dBuV/m	dB	dBuV/m	dBuV	dB/m	dB	dB	cm	deg																																																							
1	2412.00	103.88	29.88	74.00	103.27	30.63	4.81	34.83	117	27 Peak																																																						
Avg.	<table border="1"> <thead> <tr> <th>Freq</th> <th>Level</th> <th>Over</th> <th>Limit</th> <th>ReadAntenna</th> <th>Cable</th> <th>Preamp</th> <th>A/Pos</th> <th>T/Pos</th> <th>Remark</th> </tr> <tr> <th>MHz</th> <th>dBuV/m</th> <th>dB</th> <th>dBuV/m</th> <th>dBuV</th> <th>dB/m</th> <th>dB</th> <th>dB</th> <th>cm</th> <th>deg</th> </tr> </thead> <tbody> <tr> <td>1</td> <td>2389.91</td> <td>43.29</td> <td>-10.71</td> <td>54.00</td> <td>42.72</td> <td>30.60</td> <td>4.81</td> <td>34.84</td> <td>117</td> <td>27 Average</td> </tr> </tbody> </table>	Freq	Level	Over	Limit	ReadAntenna	Cable	Preamp	A/Pos	T/Pos	Remark	MHz	dBuV/m	dB	dBuV/m	dBuV	dB/m	dB	dB	cm	deg	1	2389.91	43.29	-10.71	54.00	42.72	30.60	4.81	34.84	117	27 Average	<table border="1"> <thead> <tr> <th>Freq</th> <th>Level</th> <th>Over</th> <th>Limit</th> <th>ReadAntenna</th> <th>Cable</th> <th>Preamp</th> <th>A/Pos</th> <th>T/Pos</th> <th>Remark</th> </tr> <tr> <th>MHz</th> <th>dBuV/m</th> <th>dB</th> <th>dBuV/m</th> <th>dBuV</th> <th>dB/m</th> <th>dB</th> <th>dB</th> <th>cm</th> <th>deg</th> </tr> </thead> <tbody> <tr> <td>1</td> <td>2412.00</td> <td>95.63</td> <td>41.65</td> <td>54.00</td> <td>95.04</td> <td>30.63</td> <td>4.81</td> <td>34.83</td> <td>117</td> <td>27 Peak</td> </tr> </tbody> </table>	Freq	Level	Over	Limit	ReadAntenna	Cable	Preamp	A/Pos	T/Pos	Remark	MHz	dBuV/m	dB	dBuV/m	dBuV	dB/m	dB	dB	cm	deg	1	2412.00	95.63	41.65	54.00	95.04	30.63	4.81	34.83	117	27 Peak
Freq	Level	Over	Limit	ReadAntenna	Cable	Preamp	A/Pos	T/Pos	Remark																																																							
MHz	dBuV/m	dB	dBuV/m	dBuV	dB/m	dB	dB	cm	deg																																																							
1	2389.91	43.29	-10.71	54.00	42.72	30.60	4.81	34.84	117	27 Average																																																						
Freq	Level	Over	Limit	ReadAntenna	Cable	Preamp	A/Pos	T/Pos	Remark																																																							
MHz	dBuV/m	dB	dBuV/m	dBuV	dB/m	dB	dB	cm	deg																																																							
1	2412.00	95.63	41.65	54.00	95.04	30.63	4.81	34.83	117	27 Peak																																																						



2.4GHz 2400~2483.5MHz Band Edge @ 3m																																																																		
802.11ax20 CH01 & BLE 1M CH00& Zigbee CH19& Lora DTS SF11 500Khz CH16																																																																		
Co-location																																																																		
	Vertical	Fundamental																																																																
Peak	<p>Date: 5 Level (dBuV/m)</p> <table border="1"> <thead> <tr> <th>Over</th> <th>Limit</th> <th>ReadAntenna</th> <th>Cable</th> <th>Preamp</th> <th>A/Pos</th> <th>T/Pos</th> <th>Remark</th> </tr> <tr> <th>Freq</th> <th>Level</th> <th>Line</th> <th>Level</th> <th>Factor</th> <th>Loss</th> <th>Factor</th> <th></th> </tr> <tr> <th>MHz</th> <th>dBuV/m</th> <th>dB</th> <th>dBuV/m</th> <th>dBuV</th> <th>dB</th> <th>dB</th> <th>cm deg</th> </tr> </thead> <tbody> <tr> <td>1</td> <td>2398.08</td> <td>57.57</td> <td>-16.43</td> <td>74.00</td> <td>30.00</td> <td>4.81</td> <td>34.84 173 354 Peak</td> </tr> </tbody> </table>	Over	Limit	ReadAntenna	Cable	Preamp	A/Pos	T/Pos	Remark	Freq	Level	Line	Level	Factor	Loss	Factor		MHz	dBuV/m	dB	dBuV/m	dBuV	dB	dB	cm deg	1	2398.08	57.57	-16.43	74.00	30.00	4.81	34.84 173 354 Peak	<p>Date: 7 Level (dBuV/m)</p> <table border="1"> <thead> <tr> <th>Over</th> <th>Limit</th> <th>ReadAntenna</th> <th>Cable</th> <th>Preamp</th> <th>A/Pos</th> <th>T/Pos</th> <th>Remark</th> </tr> <tr> <th>Freq</th> <th>Level</th> <th>Line</th> <th>Level</th> <th>Factor</th> <th>Loss</th> <th>Factor</th> <th></th> </tr> <tr> <th>MHz</th> <th>dBuV/m</th> <th>dB</th> <th>dBuV/m</th> <th>dBuV</th> <th>dB</th> <th>dB</th> <th>cm deg</th> </tr> </thead> <tbody> <tr> <td>1 *</td> <td>2412.00</td> <td>118.17</td> <td>36.17</td> <td>74.00</td> <td>109.56</td> <td>30.63</td> <td>4.81 34.83 173 354 Peak</td> </tr> </tbody> </table>	Over	Limit	ReadAntenna	Cable	Preamp	A/Pos	T/Pos	Remark	Freq	Level	Line	Level	Factor	Loss	Factor		MHz	dBuV/m	dB	dBuV/m	dBuV	dB	dB	cm deg	1 *	2412.00	118.17	36.17	74.00	109.56	30.63	4.81 34.83 173 354 Peak
Over	Limit	ReadAntenna	Cable	Preamp	A/Pos	T/Pos	Remark																																																											
Freq	Level	Line	Level	Factor	Loss	Factor																																																												
MHz	dBuV/m	dB	dBuV/m	dBuV	dB	dB	cm deg																																																											
1	2398.08	57.57	-16.43	74.00	30.00	4.81	34.84 173 354 Peak																																																											
Over	Limit	ReadAntenna	Cable	Preamp	A/Pos	T/Pos	Remark																																																											
Freq	Level	Line	Level	Factor	Loss	Factor																																																												
MHz	dBuV/m	dB	dBuV/m	dBuV	dB	dB	cm deg																																																											
1 *	2412.00	118.17	36.17	74.00	109.56	30.63	4.81 34.83 173 354 Peak																																																											
Avg.	<p>Date: 6 Level (dBuV/m)</p> <table border="1"> <thead> <tr> <th>Over</th> <th>Limit</th> <th>ReadAntenna</th> <th>Cable</th> <th>Preamp</th> <th>A/Pos</th> <th>T/Pos</th> <th>Remark</th> </tr> <tr> <th>Freq</th> <th>Level</th> <th>Line</th> <th>Level</th> <th>Factor</th> <th>Loss</th> <th>Factor</th> <th></th> </tr> <tr> <th>MHz</th> <th>dBuV/m</th> <th>dB</th> <th>dBuV/m</th> <th>dBuV</th> <th>dB</th> <th>dB</th> <th>cm deg</th> </tr> </thead> <tbody> <tr> <td>1</td> <td>2399.91</td> <td>47.06</td> <td>-6.92</td> <td>54.00</td> <td>46.51</td> <td>30.00</td> <td>4.81 34.84 173 354 Average</td> </tr> </tbody> </table>	Over	Limit	ReadAntenna	Cable	Preamp	A/Pos	T/Pos	Remark	Freq	Level	Line	Level	Factor	Loss	Factor		MHz	dBuV/m	dB	dBuV/m	dBuV	dB	dB	cm deg	1	2399.91	47.06	-6.92	54.00	46.51	30.00	4.81 34.84 173 354 Average	<p>Date: 8 Level (dBuV/m)</p> <table border="1"> <thead> <tr> <th>Over</th> <th>Limit</th> <th>ReadAntenna</th> <th>Cable</th> <th>Preamp</th> <th>A/Pos</th> <th>T/Pos</th> <th>Remark</th> </tr> <tr> <th>Freq</th> <th>Level</th> <th>Line</th> <th>Level</th> <th>Factor</th> <th>Loss</th> <th>Factor</th> <th></th> </tr> <tr> <th>MHz</th> <th>dBuV/m</th> <th>dB</th> <th>dBuV/m</th> <th>dBuV</th> <th>dB</th> <th>dB</th> <th>cm deg</th> </tr> </thead> <tbody> <tr> <td>1 *</td> <td>2412.00</td> <td>101.16</td> <td>47.16</td> <td>54.00</td> <td>100.55</td> <td>30.63</td> <td>4.81 34.83 173 354 Average</td> </tr> </tbody> </table>	Over	Limit	ReadAntenna	Cable	Preamp	A/Pos	T/Pos	Remark	Freq	Level	Line	Level	Factor	Loss	Factor		MHz	dBuV/m	dB	dBuV/m	dBuV	dB	dB	cm deg	1 *	2412.00	101.16	47.16	54.00	100.55	30.63	4.81 34.83 173 354 Average
Over	Limit	ReadAntenna	Cable	Preamp	A/Pos	T/Pos	Remark																																																											
Freq	Level	Line	Level	Factor	Loss	Factor																																																												
MHz	dBuV/m	dB	dBuV/m	dBuV	dB	dB	cm deg																																																											
1	2399.91	47.06	-6.92	54.00	46.51	30.00	4.81 34.84 173 354 Average																																																											
Over	Limit	ReadAntenna	Cable	Preamp	A/Pos	T/Pos	Remark																																																											
Freq	Level	Line	Level	Factor	Loss	Factor																																																												
MHz	dBuV/m	dB	dBuV/m	dBuV	dB	dB	cm deg																																																											
1 *	2412.00	101.16	47.16	54.00	100.55	30.63	4.81 34.83 173 354 Average																																																											



BLE 1M CH00 (Band Edge @ 3m)

2.4GHz 2400~2483.5MHz Band Edge @ 3m																																																																			
802.11ax20 CH01 & BLE 1M CH00& Zigbee CH19& Lora DTS SF11 500Khz CH16																																																																			
Co-location																																																																			
	Horizontal																																																																		
	Fundamental																																																																		
Peak	<div style="display: flex; justify-content: space-around;"> <div style="width: 48%;"> <p>Date: 1 Level (dBuV/m)</p> <table border="1"> <thead> <tr> <th>Over</th> <th>Limit</th> <th>ReadAntenna</th> <th>Cable</th> <th>Preamp</th> <th>A/Pos</th> <th>T/Pos</th> <th>Remark</th> </tr> <tr> <th>Freq</th> <th>Level</th> <th>Line</th> <th>Level</th> <th>Factor</th> <th>Loss</th> <th>Factor</th> <th></th> </tr> <tr> <th>MHz</th> <th>dBuV/m</th> <th>dB</th> <th>dBuV/m</th> <th>dB</th> <th>dB</th> <th>dB</th> <th>cm deg</th> </tr> </thead> <tbody> <tr> <td>1</td> <td>2397.81</td> <td>53.79</td> <td>-20.21</td> <td>74.00</td> <td>53.22</td> <td>30.00</td> <td>4.81 34.84 200</td> <td>34 Peak</td> </tr> </tbody> </table> </div> <div style="width: 48%;"> <p>Date: 3 Level (dBuV/m)</p> <table border="1"> <thead> <tr> <th>Over</th> <th>Limit</th> <th>ReadAntenna</th> <th>Cable</th> <th>Preamp</th> <th>A/Pos</th> <th>T/Pos</th> <th>Remark</th> </tr> <tr> <th>Freq</th> <th>Level</th> <th>Line</th> <th>Level</th> <th>Factor</th> <th>Loss</th> <th>Factor</th> <th></th> </tr> <tr> <th>MHz</th> <th>dBuV/m</th> <th>dB</th> <th>dBuV/m</th> <th>dB</th> <th>dB</th> <th>dB</th> <th>cm deg</th> </tr> </thead> <tbody> <tr> <td>1 *</td> <td>2402.00</td> <td>105.16</td> <td>31.16</td> <td>74.00</td> <td>104.59</td> <td>30.00</td> <td>4.81 34.84 200</td> <td>34 Peak</td> </tr> </tbody> </table> </div> </div>	Over	Limit	ReadAntenna	Cable	Preamp	A/Pos	T/Pos	Remark	Freq	Level	Line	Level	Factor	Loss	Factor		MHz	dBuV/m	dB	dBuV/m	dB	dB	dB	cm deg	1	2397.81	53.79	-20.21	74.00	53.22	30.00	4.81 34.84 200	34 Peak	Over	Limit	ReadAntenna	Cable	Preamp	A/Pos	T/Pos	Remark	Freq	Level	Line	Level	Factor	Loss	Factor		MHz	dBuV/m	dB	dBuV/m	dB	dB	dB	cm deg	1 *	2402.00	105.16	31.16	74.00	104.59	30.00	4.81 34.84 200	34 Peak
Over	Limit	ReadAntenna	Cable	Preamp	A/Pos	T/Pos	Remark																																																												
Freq	Level	Line	Level	Factor	Loss	Factor																																																													
MHz	dBuV/m	dB	dBuV/m	dB	dB	dB	cm deg																																																												
1	2397.81	53.79	-20.21	74.00	53.22	30.00	4.81 34.84 200	34 Peak																																																											
Over	Limit	ReadAntenna	Cable	Preamp	A/Pos	T/Pos	Remark																																																												
Freq	Level	Line	Level	Factor	Loss	Factor																																																													
MHz	dBuV/m	dB	dBuV/m	dB	dB	dB	cm deg																																																												
1 *	2402.00	105.16	31.16	74.00	104.59	30.00	4.81 34.84 200	34 Peak																																																											
Avg.	<div style="display: flex; justify-content: space-around;"> <div style="width: 48%;"> <p>Date: 2 Level (dBuV/m)</p> <table border="1"> <thead> <tr> <th>Over</th> <th>Limit</th> <th>ReadAntenna</th> <th>Cable</th> <th>Preamp</th> <th>A/Pos</th> <th>T/Pos</th> <th>Remark</th> </tr> <tr> <th>Freq</th> <th>Level</th> <th>Line</th> <th>Level</th> <th>Factor</th> <th>Loss</th> <th>Factor</th> <th></th> </tr> <tr> <th>MHz</th> <th>dBuV/m</th> <th>dB</th> <th>dBuV/m</th> <th>dB</th> <th>dB</th> <th>dB</th> <th>cm deg</th> </tr> </thead> <tbody> <tr> <td>1</td> <td>2398.00</td> <td>43.94</td> <td>-10.06</td> <td>54.00</td> <td>43.37</td> <td>30.00</td> <td>4.81 34.84 200</td> <td>34 Average</td> </tr> </tbody> </table> </div> <div style="width: 48%;"> <p>Date: 4 Level (dBuV/m)</p> <table border="1"> <thead> <tr> <th>Over</th> <th>Limit</th> <th>ReadAntenna</th> <th>Cable</th> <th>Preamp</th> <th>A/Pos</th> <th>T/Pos</th> <th>Remark</th> </tr> <tr> <th>Freq</th> <th>Level</th> <th>Line</th> <th>Level</th> <th>Factor</th> <th>Loss</th> <th>Factor</th> <th></th> </tr> <tr> <th>MHz</th> <th>dBuV/m</th> <th>dB</th> <th>dBuV/m</th> <th>dB</th> <th>dB</th> <th>dB</th> <th>cm deg</th> </tr> </thead> <tbody> <tr> <td>1 *</td> <td>2402.00</td> <td>102.17</td> <td>45.17</td> <td>54.00</td> <td>101.60</td> <td>30.00</td> <td>4.81 34.84 200</td> <td>34 Average</td> </tr> </tbody> </table> </div> </div>	Over	Limit	ReadAntenna	Cable	Preamp	A/Pos	T/Pos	Remark	Freq	Level	Line	Level	Factor	Loss	Factor		MHz	dBuV/m	dB	dBuV/m	dB	dB	dB	cm deg	1	2398.00	43.94	-10.06	54.00	43.37	30.00	4.81 34.84 200	34 Average	Over	Limit	ReadAntenna	Cable	Preamp	A/Pos	T/Pos	Remark	Freq	Level	Line	Level	Factor	Loss	Factor		MHz	dBuV/m	dB	dBuV/m	dB	dB	dB	cm deg	1 *	2402.00	102.17	45.17	54.00	101.60	30.00	4.81 34.84 200	34 Average
Over	Limit	ReadAntenna	Cable	Preamp	A/Pos	T/Pos	Remark																																																												
Freq	Level	Line	Level	Factor	Loss	Factor																																																													
MHz	dBuV/m	dB	dBuV/m	dB	dB	dB	cm deg																																																												
1	2398.00	43.94	-10.06	54.00	43.37	30.00	4.81 34.84 200	34 Average																																																											
Over	Limit	ReadAntenna	Cable	Preamp	A/Pos	T/Pos	Remark																																																												
Freq	Level	Line	Level	Factor	Loss	Factor																																																													
MHz	dBuV/m	dB	dBuV/m	dB	dB	dB	cm deg																																																												
1 *	2402.00	102.17	45.17	54.00	101.60	30.00	4.81 34.84 200	34 Average																																																											



2.4GHz 2400~2483.5MHz Band Edge @ 3m																																																																												
802.11ax20 CH01 & BLE 1M CH00& Zigbee CH19& Lora DTS SF11 500Khz CH16																																																																												
Co-location																																																																												
	Vertical	Fundamental																																																																										
Peak	<p>Date: 5 Date: 2023-10-13</p> <table border="1"> <thead> <tr> <th>Over</th> <th>Limit</th> <th>ReadAntenna</th> <th>Cable</th> <th>Preamp</th> <th>A/Pos</th> <th>T/Pos</th> <th>Remark</th> </tr> <tr> <th>Freq</th> <th>Level</th> <th>Limit</th> <th>Line</th> <th>Level</th> <th>Factor</th> <th>Loss</th> <th>Factor</th> </tr> <tr> <th>MHz</th> <th>dBuV/m</th> <th>dB</th> <th>dBuV/m</th> <th>dBuV</th> <th>dB/m</th> <th>dB</th> <th>cm</th> <th>deg</th> </tr> </thead> <tbody> <tr> <td>1</td> <td>2388.96</td> <td>52.44</td> <td>-21.56</td> <td>74.00</td> <td>51.87</td> <td>30.00</td> <td>4.81</td> <td>34.84</td> <td>172</td> <td>299</td> <td>Peak</td> </tr> </tbody> </table>	Over	Limit	ReadAntenna	Cable	Preamp	A/Pos	T/Pos	Remark	Freq	Level	Limit	Line	Level	Factor	Loss	Factor	MHz	dBuV/m	dB	dBuV/m	dBuV	dB/m	dB	cm	deg	1	2388.96	52.44	-21.56	74.00	51.87	30.00	4.81	34.84	172	299	Peak	<p>Date: 7 Date: 2023-10-13</p> <table border="1"> <thead> <tr> <th>Over</th> <th>Limit</th> <th>ReadAntenna</th> <th>Cable</th> <th>Preamp</th> <th>A/Pos</th> <th>T/Pos</th> <th>Remark</th> </tr> <tr> <th>Freq</th> <th>Level</th> <th>Limit</th> <th>Line</th> <th>Level</th> <th>Factor</th> <th>Loss</th> <th>Factor</th> </tr> <tr> <th>MHz</th> <th>dBuV/m</th> <th>dB</th> <th>dBuV/m</th> <th>dBuV</th> <th>dB/m</th> <th>dB</th> <th>cm</th> <th>deg</th> </tr> </thead> <tbody> <tr> <td>1 *</td> <td>2402.00</td> <td>103.47</td> <td>29.47</td> <td>74.00</td> <td>102.90</td> <td>30.60</td> <td>4.81</td> <td>34.84</td> <td>172</td> <td>299</td> <td>Peak</td> </tr> </tbody> </table>	Over	Limit	ReadAntenna	Cable	Preamp	A/Pos	T/Pos	Remark	Freq	Level	Limit	Line	Level	Factor	Loss	Factor	MHz	dBuV/m	dB	dBuV/m	dBuV	dB/m	dB	cm	deg	1 *	2402.00	103.47	29.47	74.00	102.90	30.60	4.81	34.84	172	299	Peak
Over	Limit	ReadAntenna	Cable	Preamp	A/Pos	T/Pos	Remark																																																																					
Freq	Level	Limit	Line	Level	Factor	Loss	Factor																																																																					
MHz	dBuV/m	dB	dBuV/m	dBuV	dB/m	dB	cm	deg																																																																				
1	2388.96	52.44	-21.56	74.00	51.87	30.00	4.81	34.84	172	299	Peak																																																																	
Over	Limit	ReadAntenna	Cable	Preamp	A/Pos	T/Pos	Remark																																																																					
Freq	Level	Limit	Line	Level	Factor	Loss	Factor																																																																					
MHz	dBuV/m	dB	dBuV/m	dBuV	dB/m	dB	cm	deg																																																																				
1 *	2402.00	103.47	29.47	74.00	102.90	30.60	4.81	34.84	172	299	Peak																																																																	
Avg.	<p>Date: 6 Date: 2023-10-13</p> <table border="1"> <thead> <tr> <th>Over</th> <th>Limit</th> <th>ReadAntenna</th> <th>Cable</th> <th>Preamp</th> <th>A/Pos</th> <th>T/Pos</th> <th>Remark</th> </tr> <tr> <th>Freq</th> <th>Level</th> <th>Limit</th> <th>Line</th> <th>Level</th> <th>Factor</th> <th>Loss</th> <th>Factor</th> </tr> <tr> <th>MHz</th> <th>dBuV/m</th> <th>dB</th> <th>dBuV/m</th> <th>dBuV</th> <th>dB/m</th> <th>dB</th> <th>cm</th> <th>deg</th> </tr> </thead> <tbody> <tr> <td>1</td> <td>2390.00</td> <td>43.17</td> <td>-18.83</td> <td>54.00</td> <td>42.60</td> <td>30.00</td> <td>4.81</td> <td>34.84</td> <td>172</td> <td>299</td> <td>Average</td> </tr> </tbody> </table>	Over	Limit	ReadAntenna	Cable	Preamp	A/Pos	T/Pos	Remark	Freq	Level	Limit	Line	Level	Factor	Loss	Factor	MHz	dBuV/m	dB	dBuV/m	dBuV	dB/m	dB	cm	deg	1	2390.00	43.17	-18.83	54.00	42.60	30.00	4.81	34.84	172	299	Average	<p>Date: 8 Date: 2023-10-13</p> <table border="1"> <thead> <tr> <th>Over</th> <th>Limit</th> <th>ReadAntenna</th> <th>Cable</th> <th>Preamp</th> <th>A/Pos</th> <th>T/Pos</th> <th>Remark</th> </tr> <tr> <th>Freq</th> <th>Level</th> <th>Limit</th> <th>Line</th> <th>Level</th> <th>Factor</th> <th>Loss</th> <th>Factor</th> </tr> <tr> <th>MHz</th> <th>dBuV/m</th> <th>dB</th> <th>dBuV/m</th> <th>dBuV</th> <th>dB/m</th> <th>dB</th> <th>cm</th> <th>deg</th> </tr> </thead> <tbody> <tr> <td>1 *</td> <td>2402.00</td> <td>100.84</td> <td>46.84</td> <td>54.00</td> <td>100.27</td> <td>30.60</td> <td>4.81</td> <td>34.84</td> <td>172</td> <td>299</td> <td>Peak</td> </tr> </tbody> </table>	Over	Limit	ReadAntenna	Cable	Preamp	A/Pos	T/Pos	Remark	Freq	Level	Limit	Line	Level	Factor	Loss	Factor	MHz	dBuV/m	dB	dBuV/m	dBuV	dB/m	dB	cm	deg	1 *	2402.00	100.84	46.84	54.00	100.27	30.60	4.81	34.84	172	299	Peak
Over	Limit	ReadAntenna	Cable	Preamp	A/Pos	T/Pos	Remark																																																																					
Freq	Level	Limit	Line	Level	Factor	Loss	Factor																																																																					
MHz	dBuV/m	dB	dBuV/m	dBuV	dB/m	dB	cm	deg																																																																				
1	2390.00	43.17	-18.83	54.00	42.60	30.00	4.81	34.84	172	299	Average																																																																	
Over	Limit	ReadAntenna	Cable	Preamp	A/Pos	T/Pos	Remark																																																																					
Freq	Level	Limit	Line	Level	Factor	Loss	Factor																																																																					
MHz	dBuV/m	dB	dBuV/m	dBuV	dB/m	dB	cm	deg																																																																				
1 *	2402.00	100.84	46.84	54.00	100.27	30.60	4.81	34.84	172	299	Peak																																																																	



Zigbee CH19 (Band Edge @ 3m)

		2.4GHz 2400~2483.5MHz Band Edge @ 3m																																																																								
		802.11ax20 CH01 & BLE 1M CH00& Zigbee CH19& Lora DTS SF11 500Khz CH16																																																																								
		Co-location																																																																								
		Horizontal	Fundamental																																																																							
Peak	<p>Date: 1 Level (dBuV/m) Date: 2023-10-13</p> <table border="1"> <thead> <tr> <th>Over</th> <th>Limit</th> <th>ReadAntenna</th> <th>Cable</th> <th>Preamp</th> <th>A/Pos</th> <th>T/Pos</th> <th>Remark</th> </tr> <tr> <th>Freq</th> <th>Level</th> <th>Line</th> <th>Level</th> <th>Factor</th> <th>Loss</th> <th>Factor</th> <th></th> </tr> <tr> <th>MHz</th> <th>dBuV/m</th> <th>dB</th> <th>dBuV/m</th> <th>dB</th> <th>dB</th> <th>cm</th> <th>deg</th> </tr> </thead> <tbody> <tr> <td>1</td> <td>2398.42</td> <td>48.05</td> <td>-15.13</td> <td>74.00</td> <td>48.30</td> <td>30.63</td> <td>4.77</td> <td>34.85</td> <td>261</td> <td>243</td> <td>Peak</td> </tr> </tbody> </table>	Over	Limit	ReadAntenna	Cable	Preamp	A/Pos	T/Pos	Remark	Freq	Level	Line	Level	Factor	Loss	Factor		MHz	dBuV/m	dB	dBuV/m	dB	dB	cm	deg	1	2398.42	48.05	-15.13	74.00	48.30	30.63	4.77	34.85	261	243	Peak	<p>Date: 3 Level (dBuV/m) Date: 2023-10-13</p> <table border="1"> <thead> <tr> <th>Over</th> <th>Limit</th> <th>ReadAntenna</th> <th>Cable</th> <th>Preamp</th> <th>A/Pos</th> <th>T/Pos</th> <th>Remark</th> </tr> <tr> <th>Freq</th> <th>Level</th> <th>Line</th> <th>Level</th> <th>Factor</th> <th>Loss</th> <th>Factor</th> <th></th> </tr> <tr> <th>MHz</th> <th>dBuV/m</th> <th>dB</th> <th>dBuV/m</th> <th>dB</th> <th>dB</th> <th>cm</th> <th>deg</th> </tr> </thead> <tbody> <tr> <td>1</td> <td>2445.00</td> <td>104.57</td> <td>30.57</td> <td>74.00</td> <td>103.63</td> <td>30.70</td> <td>4.86</td> <td>34.82</td> <td>261</td> <td>243</td> <td>Peak</td> </tr> </tbody> </table>	Over	Limit	ReadAntenna	Cable	Preamp	A/Pos	T/Pos	Remark	Freq	Level	Line	Level	Factor	Loss	Factor		MHz	dBuV/m	dB	dBuV/m	dB	dB	cm	deg	1	2445.00	104.57	30.57	74.00	103.63	30.70	4.86	34.82	261	243	Peak
	Over	Limit	ReadAntenna	Cable	Preamp	A/Pos	T/Pos	Remark																																																																		
Freq	Level	Line	Level	Factor	Loss	Factor																																																																				
MHz	dBuV/m	dB	dBuV/m	dB	dB	cm	deg																																																																			
1	2398.42	48.05	-15.13	74.00	48.30	30.63	4.77	34.85	261	243	Peak																																																															
Over	Limit	ReadAntenna	Cable	Preamp	A/Pos	T/Pos	Remark																																																																			
Freq	Level	Line	Level	Factor	Loss	Factor																																																																				
MHz	dBuV/m	dB	dBuV/m	dB	dB	cm	deg																																																																			
1	2445.00	104.57	30.57	74.00	103.63	30.70	4.86	34.82	261	243	Peak																																																															
Avg.	<p>Date: 2 Level (dBuV/m) Date: 2023-10-13</p> <table border="1"> <thead> <tr> <th>Over</th> <th>Limit</th> <th>ReadAntenna</th> <th>Cable</th> <th>Preamp</th> <th>A/Pos</th> <th>T/Pos</th> <th>Remark</th> </tr> <tr> <th>Freq</th> <th>Level</th> <th>Line</th> <th>Level</th> <th>Factor</th> <th>Loss</th> <th>Factor</th> <th></th> </tr> <tr> <th>MHz</th> <th>dBuV/m</th> <th>dB</th> <th>dBuV/m</th> <th>dB</th> <th>dB</th> <th>cm</th> <th>deg</th> </tr> </thead> <tbody> <tr> <td>1</td> <td>2389.00</td> <td>38.92</td> <td>-15.88</td> <td>54.00</td> <td>38.35</td> <td>30.60</td> <td>4.81</td> <td>34.84</td> <td>261</td> <td>243</td> <td>Average</td> </tr> </tbody> </table>	Over	Limit	ReadAntenna	Cable	Preamp	A/Pos	T/Pos	Remark	Freq	Level	Line	Level	Factor	Loss	Factor		MHz	dBuV/m	dB	dBuV/m	dB	dB	cm	deg	1	2389.00	38.92	-15.88	54.00	38.35	30.60	4.81	34.84	261	243	Average	<p>Date: 4 Level (dBuV/m) Date: 2023-10-13</p> <table border="1"> <thead> <tr> <th>Over</th> <th>Limit</th> <th>ReadAntenna</th> <th>Cable</th> <th>Preamp</th> <th>A/Pos</th> <th>T/Pos</th> <th>Remark</th> </tr> <tr> <th>Freq</th> <th>Level</th> <th>Line</th> <th>Level</th> <th>Factor</th> <th>Loss</th> <th>Factor</th> <th></th> </tr> <tr> <th>MHz</th> <th>dBuV/m</th> <th>dB</th> <th>dBuV/m</th> <th>dB</th> <th>dB</th> <th>cm</th> <th>deg</th> </tr> </thead> <tbody> <tr> <td>1</td> <td>2445.00</td> <td>102.69</td> <td>48.69</td> <td>54.00</td> <td>101.95</td> <td>30.70</td> <td>4.86</td> <td>34.82</td> <td>261</td> <td>243</td> <td>Average</td> </tr> </tbody> </table>	Over	Limit	ReadAntenna	Cable	Preamp	A/Pos	T/Pos	Remark	Freq	Level	Line	Level	Factor	Loss	Factor		MHz	dBuV/m	dB	dBuV/m	dB	dB	cm	deg	1	2445.00	102.69	48.69	54.00	101.95	30.70	4.86	34.82	261	243	Average
	Over	Limit	ReadAntenna	Cable	Preamp	A/Pos	T/Pos	Remark																																																																		
Freq	Level	Line	Level	Factor	Loss	Factor																																																																				
MHz	dBuV/m	dB	dBuV/m	dB	dB	cm	deg																																																																			
1	2389.00	38.92	-15.88	54.00	38.35	30.60	4.81	34.84	261	243	Average																																																															
Over	Limit	ReadAntenna	Cable	Preamp	A/Pos	T/Pos	Remark																																																																			
Freq	Level	Line	Level	Factor	Loss	Factor																																																																				
MHz	dBuV/m	dB	dBuV/m	dB	dB	cm	deg																																																																			
1	2445.00	102.69	48.69	54.00	101.95	30.70	4.86	34.82	261	243	Average																																																															



		2.4GHz 2400~2483.5MHz Band Edge @ 3m																																					
		802.11ax20 CH01 & BLE 1M CH00& Zigbee CH19& Lora DTS SF11 500Khz CH16																																					
		Co-location																																					
	Horizontal	Fundamental																																					
Peak	<table border="1"> <thead> <tr> <th>Over</th> <th>Limit</th> <th>ReadAntenna</th> <th>Cable</th> <th>Preamp</th> <th>A/Pos</th> <th>T/Pos</th> <th>Remark</th> </tr> <tr> <th>Freq</th> <th>Level</th> <th>Limit</th> <th>Level</th> <th>Factor</th> <th>Loss</th> <th>Factor</th> <th></th> </tr> <tr> <th>MHz</th> <th>dBuV/m</th> <th>dB</th> <th>dBuV/m</th> <th>dB</th> <th>dB</th> <th>cm</th> <th>deg</th> </tr> </thead> <tbody> <tr> <td>1</td> <td>2486.49</td> <td>52.16</td> <td>-21.94</td> <td>74.08</td> <td>51.22</td> <td>38.83</td> <td>4.92</td> <td>34.81</td> <td>261</td> <td>243</td> <td>Peak</td> </tr> </tbody> </table>	Over	Limit	ReadAntenna	Cable	Preamp	A/Pos	T/Pos	Remark	Freq	Level	Limit	Level	Factor	Loss	Factor		MHz	dBuV/m	dB	dBuV/m	dB	dB	cm	deg	1	2486.49	52.16	-21.94	74.08	51.22	38.83	4.92	34.81	261	243	Peak		
Over	Limit	ReadAntenna	Cable	Preamp	A/Pos	T/Pos	Remark																																
Freq	Level	Limit	Level	Factor	Loss	Factor																																	
MHz	dBuV/m	dB	dBuV/m	dB	dB	cm	deg																																
1	2486.49	52.16	-21.94	74.08	51.22	38.83	4.92	34.81	261	243	Peak																												
Avg.	<table border="1"> <thead> <tr> <th>Over</th> <th>Limit</th> <th>ReadAntenna</th> <th>Cable</th> <th>Preamp</th> <th>A/Pos</th> <th>T/Pos</th> <th>Remark</th> </tr> <tr> <th>Freq</th> <th>Level</th> <th>Limit</th> <th>Level</th> <th>Factor</th> <th>Loss</th> <th>Factor</th> <th></th> </tr> <tr> <th>MHz</th> <th>dBuV/m</th> <th>dB</th> <th>dBuV/m</th> <th>dB</th> <th>dB</th> <th>cm</th> <th>deg</th> </tr> </thead> <tbody> <tr> <td>1</td> <td>2447.85</td> <td>39.62</td> <td>-14.38</td> <td>54.08</td> <td>38.68</td> <td>38.83</td> <td>4.92</td> <td>34.81</td> <td>261</td> <td>243</td> <td>Average</td> </tr> </tbody> </table>	Over	Limit	ReadAntenna	Cable	Preamp	A/Pos	T/Pos	Remark	Freq	Level	Limit	Level	Factor	Loss	Factor		MHz	dBuV/m	dB	dBuV/m	dB	dB	cm	deg	1	2447.85	39.62	-14.38	54.08	38.68	38.83	4.92	34.81	261	243	Average		
Over	Limit	ReadAntenna	Cable	Preamp	A/Pos	T/Pos	Remark																																
Freq	Level	Limit	Level	Factor	Loss	Factor																																	
MHz	dBuV/m	dB	dBuV/m	dB	dB	cm	deg																																
1	2447.85	39.62	-14.38	54.08	38.68	38.83	4.92	34.81	261	243	Average																												





2.4GHz 2400~2483.5MHz Band Edge @ 3m																																																																												
802.11ax20 CH01 & BLE 1M CH00& Zigbee CH19& Lora DTS SF11 500Khz CH16																																																																												
Co-location																																																																												
	Vertical	Fundamental																																																																										
Peak	<p>Date: 7 Level (dBuV/m)</p> <p>Date: 2023-10-13</p> <table border="1"> <thead> <tr> <th>Over</th> <th>Limit</th> <th>ReadAntenna</th> <th>Cable</th> <th>Preamp</th> <th>A/Pos</th> <th>T/Pos</th> <th>Remark</th> </tr> <tr> <th>Freq</th> <th>Level</th> <th>Limit</th> <th>Line</th> <th>Level</th> <th>Factor</th> <th>Loss</th> <th>Factor</th> </tr> <tr> <th>MHz</th> <th>dBuV/m</th> <th>dB</th> <th>dBuV/m</th> <th>dBuV/m</th> <th>dB</th> <th>dB</th> <th>cm</th> <th>deg</th> </tr> </thead> <tbody> <tr> <td>1</td> <td>2384.48</td> <td>52.41</td> <td>-21.59</td> <td>74.00</td> <td>51.86</td> <td>30.63</td> <td>4.77</td> <td>34.85</td> <td>117</td> <td>63</td> <td>Peak</td> </tr> </tbody> </table>	Over	Limit	ReadAntenna	Cable	Preamp	A/Pos	T/Pos	Remark	Freq	Level	Limit	Line	Level	Factor	Loss	Factor	MHz	dBuV/m	dB	dBuV/m	dBuV/m	dB	dB	cm	deg	1	2384.48	52.41	-21.59	74.00	51.86	30.63	4.77	34.85	117	63	Peak	<p>Date: 9 Level (dBuV/m)</p> <p>Date: 2023-10-13</p> <table border="1"> <thead> <tr> <th>Over</th> <th>Limit</th> <th>ReadAntenna</th> <th>Cable</th> <th>Preamp</th> <th>A/Pos</th> <th>T/Pos</th> <th>Remark</th> </tr> <tr> <th>Freq</th> <th>Level</th> <th>Limit</th> <th>Line</th> <th>Level</th> <th>Factor</th> <th>Loss</th> <th>Factor</th> </tr> <tr> <th>MHz</th> <th>dBuV/m</th> <th>dB</th> <th>dBuV/m</th> <th>dBuV/m</th> <th>dB</th> <th>dB</th> <th>cm</th> <th>deg</th> </tr> </thead> <tbody> <tr> <td>1 *</td> <td>2445.00</td> <td>112.45</td> <td>38.45</td> <td>74.00</td> <td>111.71</td> <td>30.70</td> <td>4.86</td> <td>34.82</td> <td>117</td> <td>63</td> <td>Peak</td> </tr> </tbody> </table>	Over	Limit	ReadAntenna	Cable	Preamp	A/Pos	T/Pos	Remark	Freq	Level	Limit	Line	Level	Factor	Loss	Factor	MHz	dBuV/m	dB	dBuV/m	dBuV/m	dB	dB	cm	deg	1 *	2445.00	112.45	38.45	74.00	111.71	30.70	4.86	34.82	117	63	Peak
Over	Limit	ReadAntenna	Cable	Preamp	A/Pos	T/Pos	Remark																																																																					
Freq	Level	Limit	Line	Level	Factor	Loss	Factor																																																																					
MHz	dBuV/m	dB	dBuV/m	dBuV/m	dB	dB	cm	deg																																																																				
1	2384.48	52.41	-21.59	74.00	51.86	30.63	4.77	34.85	117	63	Peak																																																																	
Over	Limit	ReadAntenna	Cable	Preamp	A/Pos	T/Pos	Remark																																																																					
Freq	Level	Limit	Line	Level	Factor	Loss	Factor																																																																					
MHz	dBuV/m	dB	dBuV/m	dBuV/m	dB	dB	cm	deg																																																																				
1 *	2445.00	112.45	38.45	74.00	111.71	30.70	4.86	34.82	117	63	Peak																																																																	
Avg.	<p>Date: 8 Level (dBuV/m)</p> <p>Date: 2023-10-13</p> <table border="1"> <thead> <tr> <th>Over</th> <th>Limit</th> <th>ReadAntenna</th> <th>Cable</th> <th>Preamp</th> <th>A/Pos</th> <th>T/Pos</th> <th>Remark</th> </tr> <tr> <th>Freq</th> <th>Level</th> <th>Limit</th> <th>Line</th> <th>Level</th> <th>Factor</th> <th>Loss</th> <th>Factor</th> </tr> <tr> <th>MHz</th> <th>dBuV/m</th> <th>dB</th> <th>dBuV/m</th> <th>dBuV/m</th> <th>dB</th> <th>dB</th> <th>cm</th> <th>deg</th> </tr> </thead> <tbody> <tr> <td>1</td> <td>2389.94</td> <td>42.42</td> <td>-11.58</td> <td>54.00</td> <td>41.85</td> <td>30.60</td> <td>4.83</td> <td>34.04</td> <td>117</td> <td>63</td> <td>Average</td> </tr> </tbody> </table>	Over	Limit	ReadAntenna	Cable	Preamp	A/Pos	T/Pos	Remark	Freq	Level	Limit	Line	Level	Factor	Loss	Factor	MHz	dBuV/m	dB	dBuV/m	dBuV/m	dB	dB	cm	deg	1	2389.94	42.42	-11.58	54.00	41.85	30.60	4.83	34.04	117	63	Average	<p>Date: 10 Level (dBuV/m)</p> <p>Date: 2023-10-13</p> <table border="1"> <thead> <tr> <th>Over</th> <th>Limit</th> <th>ReadAntenna</th> <th>Cable</th> <th>Preamp</th> <th>A/Pos</th> <th>T/Pos</th> <th>Remark</th> </tr> <tr> <th>Freq</th> <th>Level</th> <th>Limit</th> <th>Line</th> <th>Level</th> <th>Factor</th> <th>Loss</th> <th>Factor</th> </tr> <tr> <th>MHz</th> <th>dBuV/m</th> <th>dB</th> <th>dBuV/m</th> <th>dBuV/m</th> <th>dB</th> <th>dB</th> <th>cm</th> <th>deg</th> </tr> </thead> <tbody> <tr> <td>1 *</td> <td>2445.00</td> <td>118.61</td> <td>56.61</td> <td>54.00</td> <td>100.67</td> <td>30.70</td> <td>4.86</td> <td>34.82</td> <td>117</td> <td>63</td> <td>Average</td> </tr> </tbody> </table>	Over	Limit	ReadAntenna	Cable	Preamp	A/Pos	T/Pos	Remark	Freq	Level	Limit	Line	Level	Factor	Loss	Factor	MHz	dBuV/m	dB	dBuV/m	dBuV/m	dB	dB	cm	deg	1 *	2445.00	118.61	56.61	54.00	100.67	30.70	4.86	34.82	117	63	Average
Over	Limit	ReadAntenna	Cable	Preamp	A/Pos	T/Pos	Remark																																																																					
Freq	Level	Limit	Line	Level	Factor	Loss	Factor																																																																					
MHz	dBuV/m	dB	dBuV/m	dBuV/m	dB	dB	cm	deg																																																																				
1	2389.94	42.42	-11.58	54.00	41.85	30.60	4.83	34.04	117	63	Average																																																																	
Over	Limit	ReadAntenna	Cable	Preamp	A/Pos	T/Pos	Remark																																																																					
Freq	Level	Limit	Line	Level	Factor	Loss	Factor																																																																					
MHz	dBuV/m	dB	dBuV/m	dBuV/m	dB	dB	cm	deg																																																																				
1 *	2445.00	118.61	56.61	54.00	100.67	30.70	4.86	34.82	117	63	Average																																																																	



		2.4GHz 2400~2483.5MHz Band Edge @ 3m																																					
		802.11ax20 CH01 & BLE 1M CH00& Zigbee CH19& Lora DTS SF11 500Khz CH16																																					
		Co-location																																					
	Vertical	Fundamental																																					
Peak	<table border="1"> <thead> <tr> <th>Over</th> <th>Limit</th> <th>ReadAntenna</th> <th>Cable</th> <th>Preamp</th> <th>A/Pos</th> <th>T/Pos</th> <th>Remark</th> </tr> <tr> <th>Freq</th> <th>Level</th> <th>Limit</th> <th>Level</th> <th>Factor</th> <th>Loss</th> <th>Factor</th> <th></th> </tr> <tr> <th>MHz</th> <th>dBuV/m</th> <th>dB</th> <th>dBuV/m</th> <th>dB</th> <th>dB</th> <th>dB</th> <th>deg</th> </tr> </thead> <tbody> <tr> <td>1</td> <td>2445.02</td> <td>53.46</td> <td>-20.54</td> <td>74.00</td> <td>52.52</td> <td>30.83</td> <td>4.92</td> <td>34.81</td> <td>117</td> <td>63</td> <td>Peak</td> </tr> </tbody> </table>	Over	Limit	ReadAntenna	Cable	Preamp	A/Pos	T/Pos	Remark	Freq	Level	Limit	Level	Factor	Loss	Factor		MHz	dBuV/m	dB	dBuV/m	dB	dB	dB	deg	1	2445.02	53.46	-20.54	74.00	52.52	30.83	4.92	34.81	117	63	Peak		
Over	Limit	ReadAntenna	Cable	Preamp	A/Pos	T/Pos	Remark																																
Freq	Level	Limit	Level	Factor	Loss	Factor																																	
MHz	dBuV/m	dB	dBuV/m	dB	dB	dB	deg																																
1	2445.02	53.46	-20.54	74.00	52.52	30.83	4.92	34.81	117	63	Peak																												
Avg.	<table border="1"> <thead> <tr> <th>Over</th> <th>Limit</th> <th>ReadAntenna</th> <th>Cable</th> <th>Preamp</th> <th>A/Pos</th> <th>T/Pos</th> <th>Remark</th> </tr> <tr> <th>Freq</th> <th>Level</th> <th>Limit</th> <th>Level</th> <th>Factor</th> <th>Loss</th> <th>Factor</th> <th></th> </tr> <tr> <th>MHz</th> <th>dBuV/m</th> <th>dB</th> <th>dBuV/m</th> <th>dB</th> <th>dB</th> <th>dB</th> <th>deg</th> </tr> </thead> <tbody> <tr> <td>1</td> <td>2445.51</td> <td>43.59</td> <td>-10.41</td> <td>54.00</td> <td>42.65</td> <td>30.83</td> <td>4.92</td> <td>34.81</td> <td>117</td> <td>63</td> <td>Average</td> </tr> </tbody> </table>	Over	Limit	ReadAntenna	Cable	Preamp	A/Pos	T/Pos	Remark	Freq	Level	Limit	Level	Factor	Loss	Factor		MHz	dBuV/m	dB	dBuV/m	dB	dB	dB	deg	1	2445.51	43.59	-10.41	54.00	42.65	30.83	4.92	34.81	117	63	Average		
Over	Limit	ReadAntenna	Cable	Preamp	A/Pos	T/Pos	Remark																																
Freq	Level	Limit	Level	Factor	Loss	Factor																																	
MHz	dBuV/m	dB	dBuV/m	dB	dB	dB	deg																																
1	2445.51	43.59	-10.41	54.00	42.65	30.83	4.92	34.81	117	63	Average																												



Lora DTS SF11 500Khz CH\_16 (Band Edge @ 3m)

902.5-926.5 Band Edge @ 3m																																																																																																																
802.11ax20 CH01 & BLE 1M CH00& Zigbee CH19& Lora DTS SF11 500Khz CH16																																																																																																																
Co-location																																																																																																																
	Horizontal	Vertical																																																																																																														
Peak	<p>Date: 1 Date: 2023-10-13</p> <table border="1"> <thead> <tr> <th>Peak</th> <th>Freq</th> <th>Level</th> <th>Over</th> <th>Limit</th> <th>ReadAntenna</th> <th>Cable</th> <th>Preamp</th> <th>A/Pos</th> <th>T/Pos</th> <th>Remark</th> </tr> <tr> <th></th> <th>MHz</th> <th>dBuV/m</th> <th>dB</th> <th>dBuV/m</th> <th>dB</th> <th>dB</th> <th>dB</th> <th>cm</th> <th>deg</th> <th></th> </tr> </thead> <tbody> <tr> <td>1</td> <td>874.87</td> <td>51.31</td> <td>-----</td> <td>51.77</td> <td>28.72</td> <td>3.12</td> <td>34.38</td> <td>100</td> <td></td> <td>25 Peak</td> </tr> <tr> <td>2</td> <td>914.64</td> <td>115.74</td> <td>-14.26</td> <td>130.00</td> <td>117.98</td> <td>28.96</td> <td>3.18</td> <td>34.38</td> <td>100</td> <td>33 Peak</td> </tr> <tr> <td>3</td> <td>954.41</td> <td>47.47</td> <td>-----</td> <td>48.78</td> <td>29.79</td> <td>3.27</td> <td>34.29</td> <td>100</td> <td></td> <td>33 Peak</td> </tr> </tbody> </table>	Peak	Freq	Level	Over	Limit	ReadAntenna	Cable	Preamp	A/Pos	T/Pos	Remark		MHz	dBuV/m	dB	dBuV/m	dB	dB	dB	cm	deg		1	874.87	51.31	-----	51.77	28.72	3.12	34.38	100		25 Peak	2	914.64	115.74	-14.26	130.00	117.98	28.96	3.18	34.38	100	33 Peak	3	954.41	47.47	-----	48.78	29.79	3.27	34.29	100		33 Peak	<p>Date: 2 Date: 2023-10-13</p> <table border="1"> <thead> <tr> <th>Peak</th> <th>Freq</th> <th>Level</th> <th>Over</th> <th>Limit</th> <th>ReadAntenna</th> <th>Cable</th> <th>Preamp</th> <th>A/Pos</th> <th>T/Pos</th> <th>Remark</th> </tr> <tr> <th></th> <th>MHz</th> <th>dBuV/m</th> <th>dB</th> <th>dBuV/m</th> <th>dB</th> <th>dB</th> <th>dB</th> <th>cm</th> <th>deg</th> <th></th> </tr> </thead> <tbody> <tr> <td>1</td> <td>874.87</td> <td>55.82</td> <td>-----</td> <td>57.48</td> <td>28.72</td> <td>3.12</td> <td>34.38</td> <td>100</td> <td></td> <td>25 Peak</td> </tr> <tr> <td>2</td> <td>914.64</td> <td>117.61</td> <td>-12.39</td> <td>130.00</td> <td>115.77</td> <td>28.96</td> <td>3.18</td> <td>34.38</td> <td>100</td> <td>25 Peak</td> </tr> <tr> <td>3</td> <td>954.41</td> <td>52.36</td> <td>-----</td> <td>53.99</td> <td>29.79</td> <td>3.27</td> <td>34.29</td> <td>100</td> <td></td> <td>25 Peak</td> </tr> </tbody> </table>	Peak	Freq	Level	Over	Limit	ReadAntenna	Cable	Preamp	A/Pos	T/Pos	Remark		MHz	dBuV/m	dB	dBuV/m	dB	dB	dB	cm	deg		1	874.87	55.82	-----	57.48	28.72	3.12	34.38	100		25 Peak	2	914.64	117.61	-12.39	130.00	115.77	28.96	3.18	34.38	100	25 Peak	3	954.41	52.36	-----	53.99	29.79	3.27	34.29	100		25 Peak
Peak	Freq	Level	Over	Limit	ReadAntenna	Cable	Preamp	A/Pos	T/Pos	Remark																																																																																																						
	MHz	dBuV/m	dB	dBuV/m	dB	dB	dB	cm	deg																																																																																																							
1	874.87	51.31	-----	51.77	28.72	3.12	34.38	100		25 Peak																																																																																																						
2	914.64	115.74	-14.26	130.00	117.98	28.96	3.18	34.38	100	33 Peak																																																																																																						
3	954.41	47.47	-----	48.78	29.79	3.27	34.29	100		33 Peak																																																																																																						
Peak	Freq	Level	Over	Limit	ReadAntenna	Cable	Preamp	A/Pos	T/Pos	Remark																																																																																																						
	MHz	dBuV/m	dB	dBuV/m	dB	dB	dB	cm	deg																																																																																																							
1	874.87	55.82	-----	57.48	28.72	3.12	34.38	100		25 Peak																																																																																																						
2	914.64	117.61	-12.39	130.00	115.77	28.96	3.18	34.38	100	25 Peak																																																																																																						
3	954.41	52.36	-----	53.99	29.79	3.27	34.29	100		25 Peak																																																																																																						



802.11ax20 CH01 & BLE 1M CH00& Zigbee CH19& Lora DTS SF11 500Khz CH16

(Harmonic @ 3m)

Harmonic @ 3m																																																																																																																																																																	
802.11ax20 CH01 & BLE 1M CH00& Zigbee CH19& Lora DTS SF11 500Khz CH16																																																																																																																																																																	
Co-location																																																																																																																																																																	
Horizontal	Vertical																																																																																																																																																																
<p><b>Peak</b></p> <table border="1"> <thead> <tr> <th>Peak</th> <th>Freq</th> <th>Level</th> <th>Over Limit</th> <th>ReadAntenna</th> <th>Cable</th> <th>Preamp</th> <th>A/Pos</th> <th>T/Pos</th> <th>Remark</th> </tr> </thead> <tbody> <tr><td>1</td><td>1829.00</td><td>42.22</td><td>-11.78</td><td>74.00</td><td>43.69</td><td>20.60</td><td>4.21</td><td>35.28</td><td>--- Peak</td></tr> <tr><td>2</td><td>2745.50</td><td>47.84</td><td>-26.96</td><td>74.00</td><td>44.81</td><td>31.80</td><td>5.24</td><td>34.61</td><td>--- Peak</td></tr> <tr><td>3</td><td>3058.00</td><td>39.88</td><td>-34.12</td><td>74.00</td><td>37.92</td><td>32.82</td><td>6.18</td><td>37.84</td><td>--- Peak</td></tr> <tr><td>4</td><td>4884.00</td><td>41.41</td><td>-32.59</td><td>74.00</td><td>36.90</td><td>34.23</td><td>7.75</td><td>37.47</td><td>--- Peak</td></tr> <tr><td>5</td><td>4824.00</td><td>43.22</td><td>-30.78</td><td>74.00</td><td>38.69</td><td>34.26</td><td>7.75</td><td>37.48</td><td>--- Peak</td></tr> <tr><td>6</td><td>4990.00</td><td>42.74</td><td>-31.26</td><td>74.00</td><td>38.13</td><td>34.26</td><td>7.75</td><td>37.53</td><td>--- Peak</td></tr> <tr><td>7</td><td>7355.00</td><td>43.58</td><td>-30.42</td><td>74.00</td><td>38.14</td><td>35.43</td><td>8.95</td><td>38.94</td><td>--- Peak</td></tr> </tbody> </table>	Peak	Freq	Level	Over Limit	ReadAntenna	Cable	Preamp	A/Pos	T/Pos	Remark	1	1829.00	42.22	-11.78	74.00	43.69	20.60	4.21	35.28	--- Peak	2	2745.50	47.84	-26.96	74.00	44.81	31.80	5.24	34.61	--- Peak	3	3058.00	39.88	-34.12	74.00	37.92	32.82	6.18	37.84	--- Peak	4	4884.00	41.41	-32.59	74.00	36.90	34.23	7.75	37.47	--- Peak	5	4824.00	43.22	-30.78	74.00	38.69	34.26	7.75	37.48	--- Peak	6	4990.00	42.74	-31.26	74.00	38.13	34.26	7.75	37.53	--- Peak	7	7355.00	43.58	-30.42	74.00	38.14	35.43	8.95	38.94	--- Peak	<table border="1"> <thead> <tr> <th>Peak</th> <th>Freq</th> <th>Level</th> <th>Over Limit</th> <th>ReadAntenna</th> <th>Cable</th> <th>Preamp</th> <th>A/Pos</th> <th>T/Pos</th> <th>Remark</th> </tr> </thead> <tbody> <tr><td>1</td><td>1829.00</td><td>43.88</td><td>-30.02</td><td>74.00</td><td>44.55</td><td>20.60</td><td>4.21</td><td>35.28</td><td>--- Peak</td></tr> <tr><td>2</td><td>2745.50</td><td>46.54</td><td>-27.46</td><td>74.00</td><td>44.31</td><td>31.80</td><td>5.24</td><td>34.61</td><td>--- Peak</td></tr> <tr><td>3</td><td>3058.00</td><td>42.13</td><td>-31.87</td><td>74.00</td><td>38.17</td><td>32.82</td><td>6.18</td><td>37.84</td><td>--- Peak</td></tr> <tr><td>4</td><td>4884.00</td><td>42.10</td><td>-31.90</td><td>74.00</td><td>37.59</td><td>34.23</td><td>7.75</td><td>37.47</td><td>--- Peak</td></tr> <tr><td>5</td><td>4824.00</td><td>42.87</td><td>-31.93</td><td>74.00</td><td>37.54</td><td>34.26</td><td>7.75</td><td>37.48</td><td>--- Peak</td></tr> <tr><td>6</td><td>4990.00</td><td>42.97</td><td>-31.03</td><td>74.00</td><td>38.36</td><td>34.26</td><td>7.75</td><td>37.53</td><td>--- Peak</td></tr> <tr><td>7</td><td>7355.00</td><td>43.31</td><td>-30.69</td><td>74.00</td><td>37.87</td><td>35.43</td><td>8.95</td><td>38.94</td><td>--- Peak</td></tr> </tbody> </table>	Peak	Freq	Level	Over Limit	ReadAntenna	Cable	Preamp	A/Pos	T/Pos	Remark	1	1829.00	43.88	-30.02	74.00	44.55	20.60	4.21	35.28	--- Peak	2	2745.50	46.54	-27.46	74.00	44.31	31.80	5.24	34.61	--- Peak	3	3058.00	42.13	-31.87	74.00	38.17	32.82	6.18	37.84	--- Peak	4	4884.00	42.10	-31.90	74.00	37.59	34.23	7.75	37.47	--- Peak	5	4824.00	42.87	-31.93	74.00	37.54	34.26	7.75	37.48	--- Peak	6	4990.00	42.97	-31.03	74.00	38.36	34.26	7.75	37.53	--- Peak	7	7355.00	43.31	-30.69	74.00	37.87	35.43	8.95	38.94	--- Peak
Peak	Freq	Level	Over Limit	ReadAntenna	Cable	Preamp	A/Pos	T/Pos	Remark																																																																																																																																																								
1	1829.00	42.22	-11.78	74.00	43.69	20.60	4.21	35.28	--- Peak																																																																																																																																																								
2	2745.50	47.84	-26.96	74.00	44.81	31.80	5.24	34.61	--- Peak																																																																																																																																																								
3	3058.00	39.88	-34.12	74.00	37.92	32.82	6.18	37.84	--- Peak																																																																																																																																																								
4	4884.00	41.41	-32.59	74.00	36.90	34.23	7.75	37.47	--- Peak																																																																																																																																																								
5	4824.00	43.22	-30.78	74.00	38.69	34.26	7.75	37.48	--- Peak																																																																																																																																																								
6	4990.00	42.74	-31.26	74.00	38.13	34.26	7.75	37.53	--- Peak																																																																																																																																																								
7	7355.00	43.58	-30.42	74.00	38.14	35.43	8.95	38.94	--- Peak																																																																																																																																																								
Peak	Freq	Level	Over Limit	ReadAntenna	Cable	Preamp	A/Pos	T/Pos	Remark																																																																																																																																																								
1	1829.00	43.88	-30.02	74.00	44.55	20.60	4.21	35.28	--- Peak																																																																																																																																																								
2	2745.50	46.54	-27.46	74.00	44.31	31.80	5.24	34.61	--- Peak																																																																																																																																																								
3	3058.00	42.13	-31.87	74.00	38.17	32.82	6.18	37.84	--- Peak																																																																																																																																																								
4	4884.00	42.10	-31.90	74.00	37.59	34.23	7.75	37.47	--- Peak																																																																																																																																																								
5	4824.00	42.87	-31.93	74.00	37.54	34.26	7.75	37.48	--- Peak																																																																																																																																																								
6	4990.00	42.97	-31.03	74.00	38.36	34.26	7.75	37.53	--- Peak																																																																																																																																																								
7	7355.00	43.31	-30.69	74.00	37.87	35.43	8.95	38.94	--- Peak																																																																																																																																																								



Mode 2 802.11b CH01 & BLE 1M CH18 & Zigbee CH25 & Lora DTS SF11 500Khz CH16

802.11b CH01 (Band Edge @ 3m)

2.4GHz 2400~2483.5MHz Band Edge @ 3m																																																																												
802.11b CH01 & BLE 1M CH18 & Zigbee CH25 & Lora DTS SF11 500Khz CH16																																																																												
Co-location																																																																												
	Horizontal	Fundamental																																																																										
Peak	<p>Data: 1 Level (dBuV/m) Date: 2023-10-13</p> <table border="1"> <thead> <tr> <th>Over</th> <th>Limit</th> <th>ReadAntenna</th> <th>Cable</th> <th>Preamp</th> <th>A/Pos</th> <th>T/Pos</th> <th>Remark</th> </tr> <tr> <th>Freq</th> <th>Level</th> <th>Limit</th> <th>Line</th> <th>Level</th> <th>Factor</th> <th>Loss</th> <th>Factor</th> </tr> <tr> <th>MHz</th> <th>dBuV/m</th> <th>dB</th> <th>dBuV/m</th> <th>dBuV</th> <th>dB/m</th> <th>dB</th> <th>cm</th> <th>deg</th> </tr> </thead> <tbody> <tr> <td>1</td> <td>2331.42</td> <td>49.75</td> <td>-24.25</td> <td>74.00</td> <td>49.16</td> <td>30.73</td> <td>4.73</td> <td>34.87</td> <td>305</td> <td>4</td> <td>Peak</td> </tr> </tbody> </table>	Over	Limit	ReadAntenna	Cable	Preamp	A/Pos	T/Pos	Remark	Freq	Level	Limit	Line	Level	Factor	Loss	Factor	MHz	dBuV/m	dB	dBuV/m	dBuV	dB/m	dB	cm	deg	1	2331.42	49.75	-24.25	74.00	49.16	30.73	4.73	34.87	305	4	Peak	<p>Data: 3 Level (dBuV/m) Date: 2023-10-13</p> <table border="1"> <thead> <tr> <th>Over</th> <th>Limit</th> <th>ReadAntenna</th> <th>Cable</th> <th>Preamp</th> <th>A/Pos</th> <th>T/Pos</th> <th>Remark</th> </tr> <tr> <th>Freq</th> <th>Level</th> <th>Limit</th> <th>Line</th> <th>Level</th> <th>Factor</th> <th>Loss</th> <th>Factor</th> </tr> <tr> <th>MHz</th> <th>dBuV/m</th> <th>dB</th> <th>dBuV/m</th> <th>dBuV</th> <th>dB/m</th> <th>dB</th> <th>cm</th> <th>deg</th> </tr> </thead> <tbody> <tr> <td>1</td> <td>2412.00</td> <td>99.68</td> <td>25.68</td> <td>74.00</td> <td>99.07</td> <td>30.63</td> <td>4.81</td> <td>34.83</td> <td>305</td> <td>4</td> <td>Peak</td> </tr> </tbody> </table>	Over	Limit	ReadAntenna	Cable	Preamp	A/Pos	T/Pos	Remark	Freq	Level	Limit	Line	Level	Factor	Loss	Factor	MHz	dBuV/m	dB	dBuV/m	dBuV	dB/m	dB	cm	deg	1	2412.00	99.68	25.68	74.00	99.07	30.63	4.81	34.83	305	4	Peak
Over	Limit	ReadAntenna	Cable	Preamp	A/Pos	T/Pos	Remark																																																																					
Freq	Level	Limit	Line	Level	Factor	Loss	Factor																																																																					
MHz	dBuV/m	dB	dBuV/m	dBuV	dB/m	dB	cm	deg																																																																				
1	2331.42	49.75	-24.25	74.00	49.16	30.73	4.73	34.87	305	4	Peak																																																																	
Over	Limit	ReadAntenna	Cable	Preamp	A/Pos	T/Pos	Remark																																																																					
Freq	Level	Limit	Line	Level	Factor	Loss	Factor																																																																					
MHz	dBuV/m	dB	dBuV/m	dBuV	dB/m	dB	cm	deg																																																																				
1	2412.00	99.68	25.68	74.00	99.07	30.63	4.81	34.83	305	4	Peak																																																																	
Avg.	<p>Data: 2 Level (dBuV/m) Date: 2023-10-13</p> <table border="1"> <thead> <tr> <th>Over</th> <th>Limit</th> <th>ReadAntenna</th> <th>Cable</th> <th>Preamp</th> <th>A/Pos</th> <th>T/Pos</th> <th>Remark</th> </tr> <tr> <th>Freq</th> <th>Level</th> <th>Limit</th> <th>Line</th> <th>Level</th> <th>Factor</th> <th>Loss</th> <th>Factor</th> </tr> <tr> <th>MHz</th> <th>dBuV/m</th> <th>dB</th> <th>dBuV/m</th> <th>dBuV</th> <th>dB/m</th> <th>dB</th> <th>cm</th> <th>deg</th> </tr> </thead> <tbody> <tr> <td>1</td> <td>2386.13</td> <td>41.11</td> <td>-12.89</td> <td>54.00</td> <td>40.54</td> <td>30.60</td> <td>4.81</td> <td>34.84</td> <td>305</td> <td>4</td> <td>Average</td> </tr> </tbody> </table>	Over	Limit	ReadAntenna	Cable	Preamp	A/Pos	T/Pos	Remark	Freq	Level	Limit	Line	Level	Factor	Loss	Factor	MHz	dBuV/m	dB	dBuV/m	dBuV	dB/m	dB	cm	deg	1	2386.13	41.11	-12.89	54.00	40.54	30.60	4.81	34.84	305	4	Average	<p>Data: 4 Level (dBuV/m) Date: 2023-10-13</p> <table border="1"> <thead> <tr> <th>Over</th> <th>Limit</th> <th>ReadAntenna</th> <th>Cable</th> <th>Preamp</th> <th>A/Pos</th> <th>T/Pos</th> <th>Remark</th> </tr> <tr> <th>Freq</th> <th>Level</th> <th>Limit</th> <th>Line</th> <th>Level</th> <th>Factor</th> <th>Loss</th> <th>Factor</th> </tr> <tr> <th>MHz</th> <th>dBuV/m</th> <th>dB</th> <th>dBuV/m</th> <th>dBuV</th> <th>dB/m</th> <th>dB</th> <th>cm</th> <th>deg</th> </tr> </thead> <tbody> <tr> <td>1</td> <td>2412.00</td> <td>95.68</td> <td>42.68</td> <td>54.00</td> <td>96.07</td> <td>30.63</td> <td>4.81</td> <td>34.83</td> <td>305</td> <td>4</td> <td>Peak</td> </tr> </tbody> </table>	Over	Limit	ReadAntenna	Cable	Preamp	A/Pos	T/Pos	Remark	Freq	Level	Limit	Line	Level	Factor	Loss	Factor	MHz	dBuV/m	dB	dBuV/m	dBuV	dB/m	dB	cm	deg	1	2412.00	95.68	42.68	54.00	96.07	30.63	4.81	34.83	305	4	Peak
Over	Limit	ReadAntenna	Cable	Preamp	A/Pos	T/Pos	Remark																																																																					
Freq	Level	Limit	Line	Level	Factor	Loss	Factor																																																																					
MHz	dBuV/m	dB	dBuV/m	dBuV	dB/m	dB	cm	deg																																																																				
1	2386.13	41.11	-12.89	54.00	40.54	30.60	4.81	34.84	305	4	Average																																																																	
Over	Limit	ReadAntenna	Cable	Preamp	A/Pos	T/Pos	Remark																																																																					
Freq	Level	Limit	Line	Level	Factor	Loss	Factor																																																																					
MHz	dBuV/m	dB	dBuV/m	dBuV	dB/m	dB	cm	deg																																																																				
1	2412.00	95.68	42.68	54.00	96.07	30.63	4.81	34.83	305	4	Peak																																																																	



		2.4GHz 2400~2483.5MHz Band Edge @ 3m																																																																										
		802.11b CH01 & BLE 1M CH18& Zigbee CH25& Lora DTS SF11 500Khz CH16																																																																										
		Co-location																																																																										
		Vertical	Fundamental																																																																									
Peak	<p>Date: 5 Date: 2023-10-13</p> <table border="1"> <thead> <tr> <th>Over</th> <th>Limit</th> <th>ReadAntenna</th> <th>Cable</th> <th>Preamp</th> <th>A/Pos</th> <th>T/Pos</th> <th>Remark</th> </tr> <tr> <th>Freq</th> <th>Level</th> <th>Limit</th> <th>Line</th> <th>Level</th> <th>Factor</th> <th>Loss</th> <th>Factor</th> </tr> <tr> <th>MHz</th> <th>dBuV/m</th> <th>dB</th> <th>dBuV/m</th> <th>dBuV</th> <th>dB/m</th> <th>dB</th> <th>cm</th> <th>deg</th> </tr> </thead> <tbody> <tr> <td>1</td> <td>2385.92</td> <td>58.74</td> <td>-23.26</td> <td>74.00</td> <td>58.17</td> <td>38.60</td> <td>4.81</td> <td>34.84</td> <td>219</td> <td>28</td> <td>Peak</td> </tr> </tbody> </table>	Over	Limit	ReadAntenna	Cable	Preamp	A/Pos	T/Pos	Remark	Freq	Level	Limit	Line	Level	Factor	Loss	Factor	MHz	dBuV/m	dB	dBuV/m	dBuV	dB/m	dB	cm	deg	1	2385.92	58.74	-23.26	74.00	58.17	38.60	4.81	34.84	219	28	Peak	<p>Date: 7 Date: 2023-10-13</p> <table border="1"> <thead> <tr> <th>Over</th> <th>Limit</th> <th>ReadAntenna</th> <th>Cable</th> <th>Preamp</th> <th>A/Pos</th> <th>T/Pos</th> <th>Remark</th> </tr> <tr> <th>Freq</th> <th>Level</th> <th>Limit</th> <th>Line</th> <th>Level</th> <th>Factor</th> <th>Loss</th> <th>Factor</th> </tr> <tr> <th>MHz</th> <th>dBuV/m</th> <th>dB</th> <th>dBuV/m</th> <th>dBuV</th> <th>dB/m</th> <th>dB</th> <th>cm</th> <th>deg</th> </tr> </thead> <tbody> <tr> <td>1 *</td> <td>2412.00</td> <td>184.72</td> <td>38.72</td> <td>74.00</td> <td>184.11</td> <td>38.63</td> <td>4.81</td> <td>34.83</td> <td>219</td> <td>28</td> <td>Peak</td> </tr> </tbody> </table>	Over	Limit	ReadAntenna	Cable	Preamp	A/Pos	T/Pos	Remark	Freq	Level	Limit	Line	Level	Factor	Loss	Factor	MHz	dBuV/m	dB	dBuV/m	dBuV	dB/m	dB	cm	deg	1 *	2412.00	184.72	38.72	74.00	184.11	38.63	4.81	34.83	219	28	Peak
	Over	Limit	ReadAntenna	Cable	Preamp	A/Pos	T/Pos	Remark																																																																				
Freq	Level	Limit	Line	Level	Factor	Loss	Factor																																																																					
MHz	dBuV/m	dB	dBuV/m	dBuV	dB/m	dB	cm	deg																																																																				
1	2385.92	58.74	-23.26	74.00	58.17	38.60	4.81	34.84	219	28	Peak																																																																	
Over	Limit	ReadAntenna	Cable	Preamp	A/Pos	T/Pos	Remark																																																																					
Freq	Level	Limit	Line	Level	Factor	Loss	Factor																																																																					
MHz	dBuV/m	dB	dBuV/m	dBuV	dB/m	dB	cm	deg																																																																				
1 *	2412.00	184.72	38.72	74.00	184.11	38.63	4.81	34.83	219	28	Peak																																																																	
Avg.	<p>Date: 6 Date: 2023-10-13</p> <table border="1"> <thead> <tr> <th>Over</th> <th>Limit</th> <th>ReadAntenna</th> <th>Cable</th> <th>Preamp</th> <th>A/Pos</th> <th>T/Pos</th> <th>Remark</th> </tr> <tr> <th>Freq</th> <th>Level</th> <th>Limit</th> <th>Line</th> <th>Level</th> <th>Factor</th> <th>Loss</th> <th>Factor</th> </tr> <tr> <th>MHz</th> <th>dBuV/m</th> <th>dB</th> <th>dBuV/m</th> <th>dBuV</th> <th>dB/m</th> <th>dB</th> <th>cm</th> <th>deg</th> </tr> </thead> <tbody> <tr> <td>1</td> <td>2386.82</td> <td>42.31</td> <td>-11.69</td> <td>54.00</td> <td>41.74</td> <td>38.60</td> <td>4.81</td> <td>34.84</td> <td>219</td> <td>28</td> <td>Average</td> </tr> </tbody> </table>	Over	Limit	ReadAntenna	Cable	Preamp	A/Pos	T/Pos	Remark	Freq	Level	Limit	Line	Level	Factor	Loss	Factor	MHz	dBuV/m	dB	dBuV/m	dBuV	dB/m	dB	cm	deg	1	2386.82	42.31	-11.69	54.00	41.74	38.60	4.81	34.84	219	28	Average	<p>Date: 8 Date: 2023-10-13</p> <table border="1"> <thead> <tr> <th>Over</th> <th>Limit</th> <th>ReadAntenna</th> <th>Cable</th> <th>Preamp</th> <th>A/Pos</th> <th>T/Pos</th> <th>Remark</th> </tr> <tr> <th>Freq</th> <th>Level</th> <th>Limit</th> <th>Line</th> <th>Level</th> <th>Factor</th> <th>Loss</th> <th>Factor</th> </tr> <tr> <th>MHz</th> <th>dBuV/m</th> <th>dB</th> <th>dBuV/m</th> <th>dBuV</th> <th>dB/m</th> <th>dB</th> <th>cm</th> <th>deg</th> </tr> </thead> <tbody> <tr> <td>1 *</td> <td>2412.00</td> <td>181.52</td> <td>47.52</td> <td>54.00</td> <td>180.91</td> <td>38.63</td> <td>4.81</td> <td>34.83</td> <td>219</td> <td>28</td> <td>Average</td> </tr> </tbody> </table>	Over	Limit	ReadAntenna	Cable	Preamp	A/Pos	T/Pos	Remark	Freq	Level	Limit	Line	Level	Factor	Loss	Factor	MHz	dBuV/m	dB	dBuV/m	dBuV	dB/m	dB	cm	deg	1 *	2412.00	181.52	47.52	54.00	180.91	38.63	4.81	34.83	219	28	Average
Over	Limit	ReadAntenna	Cable	Preamp	A/Pos	T/Pos	Remark																																																																					
Freq	Level	Limit	Line	Level	Factor	Loss	Factor																																																																					
MHz	dBuV/m	dB	dBuV/m	dBuV	dB/m	dB	cm	deg																																																																				
1	2386.82	42.31	-11.69	54.00	41.74	38.60	4.81	34.84	219	28	Average																																																																	
Over	Limit	ReadAntenna	Cable	Preamp	A/Pos	T/Pos	Remark																																																																					
Freq	Level	Limit	Line	Level	Factor	Loss	Factor																																																																					
MHz	dBuV/m	dB	dBuV/m	dBuV	dB/m	dB	cm	deg																																																																				
1 *	2412.00	181.52	47.52	54.00	180.91	38.63	4.81	34.83	219	28	Average																																																																	



BLE 1M CH18 (Band Edge @ 3m)

2.4GHz 2400~2483.5MHz Band Edge @ 3m																																	
802.11b CH01 & BLE 1M CH18 & Zigbee CH25 & Lora DTS SF11 500Khz CH16																																	
Co-location																																	
	Horizontal																																
	Fundamental																																
<b>Peak</b>	<p>Date: 1 Level (dBuV/m)</p> <p>Date: 2023-10-13</p> <table border="1"> <thead> <tr> <th>Over</th> <th>Limit</th> <th>ReadAntenna</th> <th>Cable</th> <th>Preamp</th> <th>A/Pos</th> <th>T/Pos</th> <th>Remark</th> </tr> <tr> <th>Freq</th> <th>Level</th> <th>Line</th> <th>Level</th> <th>Factor</th> <th>Loss</th> <th>Factor</th> <th></th> </tr> <tr> <th>MHz</th> <th>dBuV/m</th> <th>dB</th> <th>dBuV/m</th> <th>dB</th> <th>dB</th> <th>dB</th> <th>cm deg</th> </tr> </thead> <tbody> <tr> <td>1</td> <td>2386.39</td> <td>49.72</td> <td>-24.28</td> <td>74.00</td> <td>49.15</td> <td>30.00</td> <td>4.83 34.84 236 38 Peak</td> </tr> </tbody> </table>	Over	Limit	ReadAntenna	Cable	Preamp	A/Pos	T/Pos	Remark	Freq	Level	Line	Level	Factor	Loss	Factor		MHz	dBuV/m	dB	dBuV/m	dB	dB	dB	cm deg	1	2386.39	49.72	-24.28	74.00	49.15	30.00	4.83 34.84 236 38 Peak
Over	Limit	ReadAntenna	Cable	Preamp	A/Pos	T/Pos	Remark																										
Freq	Level	Line	Level	Factor	Loss	Factor																											
MHz	dBuV/m	dB	dBuV/m	dB	dB	dB	cm deg																										
1	2386.39	49.72	-24.28	74.00	49.15	30.00	4.83 34.84 236 38 Peak																										
	<p>Date: 3 Level (dBuV/m)</p> <p>Date: 2023-10-13</p> <table border="1"> <thead> <tr> <th>Over</th> <th>Limit</th> <th>ReadAntenna</th> <th>Cable</th> <th>Preamp</th> <th>A/Pos</th> <th>T/Pos</th> <th>Remark</th> </tr> <tr> <th>Freq</th> <th>Level</th> <th>Line</th> <th>Level</th> <th>Factor</th> <th>Loss</th> <th>Factor</th> <th></th> </tr> <tr> <th>MHz</th> <th>dBuV/m</th> <th>dB</th> <th>dBuV/m</th> <th>dB</th> <th>dB</th> <th>dB</th> <th>cm deg</th> </tr> </thead> <tbody> <tr> <td>1 *</td> <td>2436.00</td> <td>103.68</td> <td>29.68</td> <td>74.00</td> <td>102.94</td> <td>30.70</td> <td>4.86 34.82 236 38 Peak</td> </tr> </tbody> </table>	Over	Limit	ReadAntenna	Cable	Preamp	A/Pos	T/Pos	Remark	Freq	Level	Line	Level	Factor	Loss	Factor		MHz	dBuV/m	dB	dBuV/m	dB	dB	dB	cm deg	1 *	2436.00	103.68	29.68	74.00	102.94	30.70	4.86 34.82 236 38 Peak
Over	Limit	ReadAntenna	Cable	Preamp	A/Pos	T/Pos	Remark																										
Freq	Level	Line	Level	Factor	Loss	Factor																											
MHz	dBuV/m	dB	dBuV/m	dB	dB	dB	cm deg																										
1 *	2436.00	103.68	29.68	74.00	102.94	30.70	4.86 34.82 236 38 Peak																										
<b>Avg.</b>	<p>Date: 2 Level (dBuV/m)</p> <p>Date: 2023-10-13</p> <table border="1"> <thead> <tr> <th>Over</th> <th>Limit</th> <th>ReadAntenna</th> <th>Cable</th> <th>Preamp</th> <th>A/Pos</th> <th>T/Pos</th> <th>Remark</th> </tr> <tr> <th>Freq</th> <th>Level</th> <th>Line</th> <th>Level</th> <th>Factor</th> <th>Loss</th> <th>Factor</th> <th></th> </tr> <tr> <th>MHz</th> <th>dBuV/m</th> <th>dB</th> <th>dBuV/m</th> <th>dB</th> <th>dB</th> <th>dB</th> <th>cm deg</th> </tr> </thead> <tbody> <tr> <td>1</td> <td>2386.02</td> <td>42.18</td> <td>-11.82</td> <td>54.00</td> <td>41.61</td> <td>30.00</td> <td>4.83 34.84 236 38 Average</td> </tr> </tbody> </table>	Over	Limit	ReadAntenna	Cable	Preamp	A/Pos	T/Pos	Remark	Freq	Level	Line	Level	Factor	Loss	Factor		MHz	dBuV/m	dB	dBuV/m	dB	dB	dB	cm deg	1	2386.02	42.18	-11.82	54.00	41.61	30.00	4.83 34.84 236 38 Average
Over	Limit	ReadAntenna	Cable	Preamp	A/Pos	T/Pos	Remark																										
Freq	Level	Line	Level	Factor	Loss	Factor																											
MHz	dBuV/m	dB	dBuV/m	dB	dB	dB	cm deg																										
1	2386.02	42.18	-11.82	54.00	41.61	30.00	4.83 34.84 236 38 Average																										
	<p>Date: 4 Level (dBuV/m)</p> <p>Date: 2023-10-13</p> <table border="1"> <thead> <tr> <th>Over</th> <th>Limit</th> <th>ReadAntenna</th> <th>Cable</th> <th>Preamp</th> <th>A/Pos</th> <th>T/Pos</th> <th>Remark</th> </tr> <tr> <th>Freq</th> <th>Level</th> <th>Line</th> <th>Level</th> <th>Factor</th> <th>Loss</th> <th>Factor</th> <th></th> </tr> <tr> <th>MHz</th> <th>dBuV/m</th> <th>dB</th> <th>dBuV/m</th> <th>dB</th> <th>dB</th> <th>dB</th> <th>cm deg</th> </tr> </thead> <tbody> <tr> <td>1 *</td> <td>2436.00</td> <td>102.83</td> <td>48.83</td> <td>54.00</td> <td>102.09</td> <td>30.70</td> <td>4.86 34.82 236 38 Average</td> </tr> </tbody> </table>	Over	Limit	ReadAntenna	Cable	Preamp	A/Pos	T/Pos	Remark	Freq	Level	Line	Level	Factor	Loss	Factor		MHz	dBuV/m	dB	dBuV/m	dB	dB	dB	cm deg	1 *	2436.00	102.83	48.83	54.00	102.09	30.70	4.86 34.82 236 38 Average
Over	Limit	ReadAntenna	Cable	Preamp	A/Pos	T/Pos	Remark																										
Freq	Level	Line	Level	Factor	Loss	Factor																											
MHz	dBuV/m	dB	dBuV/m	dB	dB	dB	cm deg																										
1 *	2436.00	102.83	48.83	54.00	102.09	30.70	4.86 34.82 236 38 Average																										



		2.4GHz 2400~2483.5MHz Band Edge @ 3m																																				
		802.11b CH01 & BLE 1M CH18& Zigbee CH25& Lora DTS SF11 500Khz CH16																																				
		Co-location																																				
		Horizontal	Fundamental																																			
Peak	<p>Date: 5 Date: 2023-10-13</p> <table border="1"> <thead> <tr> <th>Over</th> <th>Limit</th> <th>ReadAntenna</th> <th>Cable</th> <th>Preamp</th> <th>A/Pos</th> <th>T/Pos</th> <th>Remark</th> </tr> <tr> <th>Freq</th> <th>Level</th> <th>Limit</th> <th>Line</th> <th>Level</th> <th>Factor</th> <th>Loss</th> <th>Factor</th> </tr> <tr> <th>MHz</th> <th>dBuV/m</th> <th>dB</th> <th>dBuV/m</th> <th>dBuV/m</th> <th>dB</th> <th>dB</th> <th>cm</th> <th>deg</th> </tr> </thead> <tbody> <tr> <td>1</td> <td>2498.53</td> <td>49.22</td> <td>-24.78</td> <td>74.00</td> <td>48.28</td> <td>38.90</td> <td>4.92</td> <td>34.88</td> <td>236</td> <td>38 Peak</td> </tr> </tbody> </table>	Over	Limit	ReadAntenna	Cable	Preamp	A/Pos	T/Pos	Remark	Freq	Level	Limit	Line	Level	Factor	Loss	Factor	MHz	dBuV/m	dB	dBuV/m	dBuV/m	dB	dB	cm	deg	1	2498.53	49.22	-24.78	74.00	48.28	38.90	4.92	34.88	236	38 Peak	
Over	Limit	ReadAntenna	Cable	Preamp	A/Pos	T/Pos	Remark																															
Freq	Level	Limit	Line	Level	Factor	Loss	Factor																															
MHz	dBuV/m	dB	dBuV/m	dBuV/m	dB	dB	cm	deg																														
1	2498.53	49.22	-24.78	74.00	48.28	38.90	4.92	34.88	236	38 Peak																												
Avg.	<p>Date: 5 Date: 2023-10-13</p> <table border="1"> <thead> <tr> <th>Over</th> <th>Limit</th> <th>ReadAntenna</th> <th>Cable</th> <th>Preamp</th> <th>A/Pos</th> <th>T/Pos</th> <th>Remark</th> </tr> <tr> <th>Freq</th> <th>Level</th> <th>Limit</th> <th>Line</th> <th>Level</th> <th>Factor</th> <th>Loss</th> <th>Factor</th> </tr> <tr> <th>MHz</th> <th>dBuV/m</th> <th>dB</th> <th>dBuV/m</th> <th>dBuV/m</th> <th>dB</th> <th>dB</th> <th>cm</th> <th>deg</th> </tr> </thead> <tbody> <tr> <td>1</td> <td>2466.21</td> <td>38.87</td> <td>-15.13</td> <td>54.00</td> <td>37.93</td> <td>38.83</td> <td>4.92</td> <td>34.81</td> <td>236</td> <td>38 Average</td> </tr> </tbody> </table>	Over	Limit	ReadAntenna	Cable	Preamp	A/Pos	T/Pos	Remark	Freq	Level	Limit	Line	Level	Factor	Loss	Factor	MHz	dBuV/m	dB	dBuV/m	dBuV/m	dB	dB	cm	deg	1	2466.21	38.87	-15.13	54.00	37.93	38.83	4.92	34.81	236	38 Average	
Over	Limit	ReadAntenna	Cable	Preamp	A/Pos	T/Pos	Remark																															
Freq	Level	Limit	Line	Level	Factor	Loss	Factor																															
MHz	dBuV/m	dB	dBuV/m	dBuV/m	dB	dB	cm	deg																														
1	2466.21	38.87	-15.13	54.00	37.93	38.83	4.92	34.81	236	38 Average																												





2.4GHz 2400~2483.5MHz Band Edge @ 3m																																																																		
802.11b CH01 & BLE 1M CH18 & Zigbee CH25 & Lora DTS SF11 500Khz CH16																																																																		
Co-location																																																																		
	Vertical	Fundamental																																																																
Peak	<p>Date: 7 Level (dBuV/m)</p> <table border="1"> <thead> <tr> <th>Over</th> <th>Limit</th> <th>ReadAntenna</th> <th>Cable</th> <th>Preamp</th> <th>A/Pos</th> <th>T/Pos</th> <th>Remark</th> </tr> <tr> <th>Freq</th> <th>Level</th> <th>Limit</th> <th>Line</th> <th>Level Factor</th> <th>Loss Factor</th> <th></th> <th></th> </tr> <tr> <th>MHz</th> <th>dBuV/m</th> <th>dB</th> <th>dBuV/m</th> <th>dBuV</th> <th>dB/m</th> <th>dB</th> <th>cm deg</th> </tr> </thead> <tbody> <tr> <td>1</td> <td>2388.12</td> <td>48.94</td> <td>-25.86</td> <td>74.80</td> <td>48.37</td> <td>38.69</td> <td>4.83 34.84 176 305 Peak</td> </tr> </tbody> </table>	Over	Limit	ReadAntenna	Cable	Preamp	A/Pos	T/Pos	Remark	Freq	Level	Limit	Line	Level Factor	Loss Factor			MHz	dBuV/m	dB	dBuV/m	dBuV	dB/m	dB	cm deg	1	2388.12	48.94	-25.86	74.80	48.37	38.69	4.83 34.84 176 305 Peak	<p>Date: 9 Level (dBuV/m)</p> <table border="1"> <thead> <tr> <th>Over</th> <th>Limit</th> <th>ReadAntenna</th> <th>Cable</th> <th>Preamp</th> <th>A/Pos</th> <th>T/Pos</th> <th>Remark</th> </tr> <tr> <th>Freq</th> <th>Level</th> <th>Limit</th> <th>Line</th> <th>Level Factor</th> <th>Loss Factor</th> <th></th> <th></th> </tr> <tr> <th>MHz</th> <th>dBuV/m</th> <th>dB</th> <th>dBuV/m</th> <th>dBuV</th> <th>dB/m</th> <th>dB</th> <th>cm deg</th> </tr> </thead> <tbody> <tr> <td>1</td> <td>2438.00</td> <td>181.69</td> <td>27.69</td> <td>74.80</td> <td>180.95</td> <td>38.70</td> <td>4.86 34.82 176 305 Peak</td> </tr> </tbody> </table>	Over	Limit	ReadAntenna	Cable	Preamp	A/Pos	T/Pos	Remark	Freq	Level	Limit	Line	Level Factor	Loss Factor			MHz	dBuV/m	dB	dBuV/m	dBuV	dB/m	dB	cm deg	1	2438.00	181.69	27.69	74.80	180.95	38.70	4.86 34.82 176 305 Peak
Over	Limit	ReadAntenna	Cable	Preamp	A/Pos	T/Pos	Remark																																																											
Freq	Level	Limit	Line	Level Factor	Loss Factor																																																													
MHz	dBuV/m	dB	dBuV/m	dBuV	dB/m	dB	cm deg																																																											
1	2388.12	48.94	-25.86	74.80	48.37	38.69	4.83 34.84 176 305 Peak																																																											
Over	Limit	ReadAntenna	Cable	Preamp	A/Pos	T/Pos	Remark																																																											
Freq	Level	Limit	Line	Level Factor	Loss Factor																																																													
MHz	dBuV/m	dB	dBuV/m	dBuV	dB/m	dB	cm deg																																																											
1	2438.00	181.69	27.69	74.80	180.95	38.70	4.86 34.82 176 305 Peak																																																											
Avg.	<p>Date: 8 Level (dBuV/m)</p> <table border="1"> <thead> <tr> <th>Over</th> <th>Limit</th> <th>ReadAntenna</th> <th>Cable</th> <th>Preamp</th> <th>A/Pos</th> <th>T/Pos</th> <th>Remark</th> </tr> <tr> <th>Freq</th> <th>Level</th> <th>Limit</th> <th>Line</th> <th>Level Factor</th> <th>Loss Factor</th> <th></th> <th></th> </tr> <tr> <th>MHz</th> <th>dBuV/m</th> <th>dB</th> <th>dBuV/m</th> <th>dBuV</th> <th>dB/m</th> <th>dB</th> <th>cm deg</th> </tr> </thead> <tbody> <tr> <td>1</td> <td>2386.16</td> <td>39.06</td> <td>-14.14</td> <td>54.00</td> <td>39.29</td> <td>30.69</td> <td>4.83 34.84 176 305 Average</td> </tr> </tbody> </table>	Over	Limit	ReadAntenna	Cable	Preamp	A/Pos	T/Pos	Remark	Freq	Level	Limit	Line	Level Factor	Loss Factor			MHz	dBuV/m	dB	dBuV/m	dBuV	dB/m	dB	cm deg	1	2386.16	39.06	-14.14	54.00	39.29	30.69	4.83 34.84 176 305 Average	<p>Date: 10 Level (dBuV/m)</p> <table border="1"> <thead> <tr> <th>Over</th> <th>Limit</th> <th>ReadAntenna</th> <th>Cable</th> <th>Preamp</th> <th>A/Pos</th> <th>T/Pos</th> <th>Remark</th> </tr> <tr> <th>Freq</th> <th>Level</th> <th>Limit</th> <th>Line</th> <th>Level Factor</th> <th>Loss Factor</th> <th></th> <th></th> </tr> <tr> <th>MHz</th> <th>dBuV/m</th> <th>dB</th> <th>dBuV/m</th> <th>dBuV</th> <th>dB/m</th> <th>dB</th> <th>cm deg</th> </tr> </thead> <tbody> <tr> <td>1</td> <td>2438.00</td> <td>180.86</td> <td>46.86</td> <td>54.00</td> <td>180.12</td> <td>38.70</td> <td>4.86 34.82 176 305 Average</td> </tr> </tbody> </table>	Over	Limit	ReadAntenna	Cable	Preamp	A/Pos	T/Pos	Remark	Freq	Level	Limit	Line	Level Factor	Loss Factor			MHz	dBuV/m	dB	dBuV/m	dBuV	dB/m	dB	cm deg	1	2438.00	180.86	46.86	54.00	180.12	38.70	4.86 34.82 176 305 Average
Over	Limit	ReadAntenna	Cable	Preamp	A/Pos	T/Pos	Remark																																																											
Freq	Level	Limit	Line	Level Factor	Loss Factor																																																													
MHz	dBuV/m	dB	dBuV/m	dBuV	dB/m	dB	cm deg																																																											
1	2386.16	39.06	-14.14	54.00	39.29	30.69	4.83 34.84 176 305 Average																																																											
Over	Limit	ReadAntenna	Cable	Preamp	A/Pos	T/Pos	Remark																																																											
Freq	Level	Limit	Line	Level Factor	Loss Factor																																																													
MHz	dBuV/m	dB	dBuV/m	dBuV	dB/m	dB	cm deg																																																											
1	2438.00	180.86	46.86	54.00	180.12	38.70	4.86 34.82 176 305 Average																																																											



		2.4GHz 2400~2483.5MHz Band Edge @ 3m																																
		802.11b CH01 & BLE 1M CH18& Zigbee CH25& Lora DTS SF11 500Khz CH16																																
		Co-location																																
		Vertical	Fundamental																															
Peak	<table border="1"> <thead> <tr> <th>Over</th> <th>Limit</th> <th>ReadAntenna</th> <th>Cable</th> <th>Preamp</th> <th>A/Pos</th> <th>T/Pos</th> <th>Remark</th> </tr> <tr> <th>Freq</th> <th>Level</th> <th>Limit</th> <th>Line</th> <th>Level Factor</th> <th>Loss Factor</th> <th></th> <th></th> </tr> <tr> <th>MHz</th> <th>dBuV/m</th> <th>dB</th> <th>dBuV/m</th> <th>dBuV/m</th> <th>dB</th> <th>cm</th> <th>deg</th> </tr> </thead> <tbody> <tr> <td>1</td> <td>2483.55</td> <td>58.77</td> <td>-23.23</td> <td>74.00</td> <td>49.83</td> <td>38.83</td> <td>4.92 34.81 176 305 Peak</td> </tr> </tbody> </table>	Over	Limit	ReadAntenna	Cable	Preamp	A/Pos	T/Pos	Remark	Freq	Level	Limit	Line	Level Factor	Loss Factor			MHz	dBuV/m	dB	dBuV/m	dBuV/m	dB	cm	deg	1	2483.55	58.77	-23.23	74.00	49.83	38.83	4.92 34.81 176 305 Peak	
Over	Limit	ReadAntenna	Cable	Preamp	A/Pos	T/Pos	Remark																											
Freq	Level	Limit	Line	Level Factor	Loss Factor																													
MHz	dBuV/m	dB	dBuV/m	dBuV/m	dB	cm	deg																											
1	2483.55	58.77	-23.23	74.00	49.83	38.83	4.92 34.81 176 305 Peak																											
Avg.	<table border="1"> <thead> <tr> <th>Over</th> <th>Limit</th> <th>ReadAntenna</th> <th>Cable</th> <th>Preamp</th> <th>A/Pos</th> <th>T/Pos</th> <th>Remark</th> </tr> <tr> <th>Freq</th> <th>Level</th> <th>Limit</th> <th>Line</th> <th>Level Factor</th> <th>Loss Factor</th> <th></th> <th></th> </tr> <tr> <th>MHz</th> <th>dBuV/m</th> <th>dB</th> <th>dBuV/m</th> <th>dBuV/m</th> <th>dB</th> <th>cm</th> <th>deg</th> </tr> </thead> <tbody> <tr> <td>1</td> <td>2483.58</td> <td>42.35</td> <td>-11.65</td> <td>54.00</td> <td>41.41</td> <td>38.83</td> <td>4.92 34.81 176 305 Average</td> </tr> </tbody> </table>	Over	Limit	ReadAntenna	Cable	Preamp	A/Pos	T/Pos	Remark	Freq	Level	Limit	Line	Level Factor	Loss Factor			MHz	dBuV/m	dB	dBuV/m	dBuV/m	dB	cm	deg	1	2483.58	42.35	-11.65	54.00	41.41	38.83	4.92 34.81 176 305 Average	
Over	Limit	ReadAntenna	Cable	Preamp	A/Pos	T/Pos	Remark																											
Freq	Level	Limit	Line	Level Factor	Loss Factor																													
MHz	dBuV/m	dB	dBuV/m	dBuV/m	dB	cm	deg																											
1	2483.58	42.35	-11.65	54.00	41.41	38.83	4.92 34.81 176 305 Average																											



Zigbee CH25 (Band Edge @ 3m)

2.4GHz 2400~2483.5MHz Band Edge @ 3m																																																																				
802.11b CH01 & BLE 1M CH18& Zigbee CH25& Lora DTS SF11 500Khz CH16																																																																				
Co-location																																																																				
	Horizontal	Fundamental																																																																		
Peak	<p>Date: 3 Date: 2023-10-13</p> <table border="1"> <thead> <tr> <th>Over</th> <th>Limit</th> <th>ReadAntenna</th> <th>Cable</th> <th>Preamp</th> <th>A/Pos</th> <th>T/Pos</th> <th>Remark</th> </tr> <tr> <th>Freq</th> <th>Level</th> <th>Line</th> <th>Level</th> <th>Factor</th> <th>Loss</th> <th>Factor</th> <th></th> </tr> <tr> <th>Hz</th> <th>dBuV/m</th> <th>dB</th> <th>dBuV/m</th> <th>dB</th> <th>dB</th> <th>dB</th> <th>cm deg</th> </tr> </thead> <tbody> <tr> <td>1</td> <td>2487.40</td> <td>49.72</td> <td>-24.28</td> <td>74.00</td> <td>46.78</td> <td>30.83</td> <td>4.92 34.81 185</td> <td>47 Peak</td> </tr> </tbody> </table>	Over	Limit	ReadAntenna	Cable	Preamp	A/Pos	T/Pos	Remark	Freq	Level	Line	Level	Factor	Loss	Factor		Hz	dBuV/m	dB	dBuV/m	dB	dB	dB	cm deg	1	2487.40	49.72	-24.28	74.00	46.78	30.83	4.92 34.81 185	47 Peak	<p>Date: 1 Date: 2023-10-13</p> <table border="1"> <thead> <tr> <th>Over</th> <th>Limit</th> <th>ReadAntenna</th> <th>Cable</th> <th>Preamp</th> <th>A/Pos</th> <th>T/Pos</th> <th>Remark</th> </tr> <tr> <th>Freq</th> <th>Level</th> <th>Line</th> <th>Level</th> <th>Factor</th> <th>Loss</th> <th>Factor</th> <th></th> </tr> <tr> <th>Hz</th> <th>dBuV/m</th> <th>dB</th> <th>dBuV/m</th> <th>dB</th> <th>dB</th> <th>dB</th> <th>cm deg</th> </tr> </thead> <tbody> <tr> <td>1 *</td> <td>2475.00</td> <td>93.41</td> <td>10.41</td> <td>74.00</td> <td>92.47</td> <td>30.83</td> <td>4.92 34.81 185</td> <td>47 Peak</td> </tr> </tbody> </table>	Over	Limit	ReadAntenna	Cable	Preamp	A/Pos	T/Pos	Remark	Freq	Level	Line	Level	Factor	Loss	Factor		Hz	dBuV/m	dB	dBuV/m	dB	dB	dB	cm deg	1 *	2475.00	93.41	10.41	74.00	92.47	30.83	4.92 34.81 185	47 Peak
Over	Limit	ReadAntenna	Cable	Preamp	A/Pos	T/Pos	Remark																																																													
Freq	Level	Line	Level	Factor	Loss	Factor																																																														
Hz	dBuV/m	dB	dBuV/m	dB	dB	dB	cm deg																																																													
1	2487.40	49.72	-24.28	74.00	46.78	30.83	4.92 34.81 185	47 Peak																																																												
Over	Limit	ReadAntenna	Cable	Preamp	A/Pos	T/Pos	Remark																																																													
Freq	Level	Line	Level	Factor	Loss	Factor																																																														
Hz	dBuV/m	dB	dBuV/m	dB	dB	dB	cm deg																																																													
1 *	2475.00	93.41	10.41	74.00	92.47	30.83	4.92 34.81 185	47 Peak																																																												
Avg.	<p>Date: 4 Date: 2023-10-13</p> <table border="1"> <thead> <tr> <th>Over</th> <th>Limit</th> <th>ReadAntenna</th> <th>Cable</th> <th>Preamp</th> <th>A/Pos</th> <th>T/Pos</th> <th>Remark</th> </tr> <tr> <th>Freq</th> <th>Level</th> <th>Line</th> <th>Level</th> <th>Factor</th> <th>Loss</th> <th>Factor</th> <th></th> </tr> <tr> <th>Hz</th> <th>dBuV/m</th> <th>dB</th> <th>dBuV/m</th> <th>dB</th> <th>dB</th> <th>dB</th> <th>cm deg</th> </tr> </thead> <tbody> <tr> <td>1</td> <td>2483.52</td> <td>37.95</td> <td>-16.85</td> <td>54.00</td> <td>37.01</td> <td>30.83</td> <td>4.92 34.81 185</td> <td>47 Average</td> </tr> </tbody> </table>	Over	Limit	ReadAntenna	Cable	Preamp	A/Pos	T/Pos	Remark	Freq	Level	Line	Level	Factor	Loss	Factor		Hz	dBuV/m	dB	dBuV/m	dB	dB	dB	cm deg	1	2483.52	37.95	-16.85	54.00	37.01	30.83	4.92 34.81 185	47 Average	<p>Date: 2 Date: 2023-10-13</p> <table border="1"> <thead> <tr> <th>Over</th> <th>Limit</th> <th>ReadAntenna</th> <th>Cable</th> <th>Preamp</th> <th>A/Pos</th> <th>T/Pos</th> <th>Remark</th> </tr> <tr> <th>Freq</th> <th>Level</th> <th>Line</th> <th>Level</th> <th>Factor</th> <th>Loss</th> <th>Factor</th> <th></th> </tr> <tr> <th>Hz</th> <th>dBuV/m</th> <th>dB</th> <th>dBuV/m</th> <th>dB</th> <th>dB</th> <th>dB</th> <th>cm deg</th> </tr> </thead> <tbody> <tr> <td>1 *</td> <td>2475.00</td> <td>91.63</td> <td>37.63</td> <td>54.00</td> <td>90.69</td> <td>30.83</td> <td>4.92 34.81 185</td> <td>47 Peak</td> </tr> </tbody> </table>	Over	Limit	ReadAntenna	Cable	Preamp	A/Pos	T/Pos	Remark	Freq	Level	Line	Level	Factor	Loss	Factor		Hz	dBuV/m	dB	dBuV/m	dB	dB	dB	cm deg	1 *	2475.00	91.63	37.63	54.00	90.69	30.83	4.92 34.81 185	47 Peak
Over	Limit	ReadAntenna	Cable	Preamp	A/Pos	T/Pos	Remark																																																													
Freq	Level	Line	Level	Factor	Loss	Factor																																																														
Hz	dBuV/m	dB	dBuV/m	dB	dB	dB	cm deg																																																													
1	2483.52	37.95	-16.85	54.00	37.01	30.83	4.92 34.81 185	47 Average																																																												
Over	Limit	ReadAntenna	Cable	Preamp	A/Pos	T/Pos	Remark																																																													
Freq	Level	Line	Level	Factor	Loss	Factor																																																														
Hz	dBuV/m	dB	dBuV/m	dB	dB	dB	cm deg																																																													
1 *	2475.00	91.63	37.63	54.00	90.69	30.83	4.92 34.81 185	47 Peak																																																												



2.4GHz 2400~2483.5MHz Band Edge @ 3m																																																																		
802.11b CH01 & BLE 1M CH18 & Zigbee CH25 & Lora DTS SF11 500Khz CH16																																																																		
Co-location																																																																		
	Vertical	Fundamental																																																																
Peak	<p>Date: 7 Date: 2023-10-13</p> <p>Level (dBuV/m) vs Frequency (MHz)</p> <table border="1"> <thead> <tr> <th>Over</th> <th>Limit</th> <th>ReadAntenna</th> <th>Cable</th> <th>Preamp</th> <th>A/Pos</th> <th>T/Pos</th> <th>Remark</th> </tr> <tr> <th>Freq</th> <th>Level</th> <th>Line</th> <th>Level</th> <th>Factor</th> <th>Loss</th> <th>Factor</th> <th></th> </tr> <tr> <th>MHz</th> <th>dBuV/m</th> <th>dB</th> <th>dBuV/m</th> <th>dBuV</th> <th>dB/m</th> <th>dB</th> <th>cm</th> </tr> </thead> <tbody> <tr> <td>1</td> <td>2483.52</td> <td>55.43</td> <td>-18.57</td> <td>74.00</td> <td>54.49</td> <td>30.83</td> <td>4.92 34.81 114 104 Peak</td> </tr> </tbody> </table>	Over	Limit	ReadAntenna	Cable	Preamp	A/Pos	T/Pos	Remark	Freq	Level	Line	Level	Factor	Loss	Factor		MHz	dBuV/m	dB	dBuV/m	dBuV	dB/m	dB	cm	1	2483.52	55.43	-18.57	74.00	54.49	30.83	4.92 34.81 114 104 Peak	<p>Date: 5 Date: 2023-10-13</p> <p>Level (dBuV/m) vs Frequency (MHz)</p> <table border="1"> <thead> <tr> <th>Over</th> <th>Limit</th> <th>ReadAntenna</th> <th>Cable</th> <th>Preamp</th> <th>A/Pos</th> <th>T/Pos</th> <th>Remark</th> </tr> <tr> <th>Freq</th> <th>Level</th> <th>Line</th> <th>Level</th> <th>Factor</th> <th>Loss</th> <th>Factor</th> <th></th> </tr> <tr> <th>MHz</th> <th>dBuV/m</th> <th>dB</th> <th>dBuV/m</th> <th>dBuV</th> <th>dB/m</th> <th>dB</th> <th>cm</th> </tr> </thead> <tbody> <tr> <td>1</td> <td>2475.00</td> <td>189.42</td> <td>35.42</td> <td>74.00</td> <td>186.46</td> <td>30.83</td> <td>4.92 34.81 114 104 Peak</td> </tr> </tbody> </table>	Over	Limit	ReadAntenna	Cable	Preamp	A/Pos	T/Pos	Remark	Freq	Level	Line	Level	Factor	Loss	Factor		MHz	dBuV/m	dB	dBuV/m	dBuV	dB/m	dB	cm	1	2475.00	189.42	35.42	74.00	186.46	30.83	4.92 34.81 114 104 Peak
Over	Limit	ReadAntenna	Cable	Preamp	A/Pos	T/Pos	Remark																																																											
Freq	Level	Line	Level	Factor	Loss	Factor																																																												
MHz	dBuV/m	dB	dBuV/m	dBuV	dB/m	dB	cm																																																											
1	2483.52	55.43	-18.57	74.00	54.49	30.83	4.92 34.81 114 104 Peak																																																											
Over	Limit	ReadAntenna	Cable	Preamp	A/Pos	T/Pos	Remark																																																											
Freq	Level	Line	Level	Factor	Loss	Factor																																																												
MHz	dBuV/m	dB	dBuV/m	dBuV	dB/m	dB	cm																																																											
1	2475.00	189.42	35.42	74.00	186.46	30.83	4.92 34.81 114 104 Peak																																																											
Avg.	<p>Date: 8 Date: 2023-10-13</p> <p>Level (dBuV/m) vs Frequency (MHz)</p> <table border="1"> <thead> <tr> <th>Over</th> <th>Limit</th> <th>ReadAntenna</th> <th>Cable</th> <th>Preamp</th> <th>A/Pos</th> <th>T/Pos</th> <th>Remark</th> </tr> <tr> <th>Freq</th> <th>Level</th> <th>Line</th> <th>Level</th> <th>Factor</th> <th>Loss</th> <th>Factor</th> <th></th> </tr> <tr> <th>MHz</th> <th>dBuV/m</th> <th>dB</th> <th>dBuV/m</th> <th>dBuV</th> <th>dB/m</th> <th>dB</th> <th>cm</th> </tr> </thead> <tbody> <tr> <td>1</td> <td>2483.52</td> <td>46.13</td> <td>-7.87</td> <td>54.00</td> <td>45.19</td> <td>30.83</td> <td>4.92 34.81 114 104 Average</td> </tr> </tbody> </table>	Over	Limit	ReadAntenna	Cable	Preamp	A/Pos	T/Pos	Remark	Freq	Level	Line	Level	Factor	Loss	Factor		MHz	dBuV/m	dB	dBuV/m	dBuV	dB/m	dB	cm	1	2483.52	46.13	-7.87	54.00	45.19	30.83	4.92 34.81 114 104 Average	<p>Date: 6 Date: 2023-10-13</p> <p>Level (dBuV/m) vs Frequency (MHz)</p> <table border="1"> <thead> <tr> <th>Over</th> <th>Limit</th> <th>ReadAntenna</th> <th>Cable</th> <th>Preamp</th> <th>A/Pos</th> <th>T/Pos</th> <th>Remark</th> </tr> <tr> <th>Freq</th> <th>Level</th> <th>Line</th> <th>Level</th> <th>Factor</th> <th>Loss</th> <th>Factor</th> <th></th> </tr> <tr> <th>MHz</th> <th>dBuV/m</th> <th>dB</th> <th>dBuV/m</th> <th>dBuV</th> <th>dB/m</th> <th>dB</th> <th>cm</th> </tr> </thead> <tbody> <tr> <td>1</td> <td>2475.00</td> <td>186.55</td> <td>52.55</td> <td>54.00</td> <td>185.61</td> <td>30.83</td> <td>4.92 34.81 114 104 Average</td> </tr> </tbody> </table>	Over	Limit	ReadAntenna	Cable	Preamp	A/Pos	T/Pos	Remark	Freq	Level	Line	Level	Factor	Loss	Factor		MHz	dBuV/m	dB	dBuV/m	dBuV	dB/m	dB	cm	1	2475.00	186.55	52.55	54.00	185.61	30.83	4.92 34.81 114 104 Average
Over	Limit	ReadAntenna	Cable	Preamp	A/Pos	T/Pos	Remark																																																											
Freq	Level	Line	Level	Factor	Loss	Factor																																																												
MHz	dBuV/m	dB	dBuV/m	dBuV	dB/m	dB	cm																																																											
1	2483.52	46.13	-7.87	54.00	45.19	30.83	4.92 34.81 114 104 Average																																																											
Over	Limit	ReadAntenna	Cable	Preamp	A/Pos	T/Pos	Remark																																																											
Freq	Level	Line	Level	Factor	Loss	Factor																																																												
MHz	dBuV/m	dB	dBuV/m	dBuV	dB/m	dB	cm																																																											
1	2475.00	186.55	52.55	54.00	185.61	30.83	4.92 34.81 114 104 Average																																																											



Lora DTS SF11 500Khz CH16 (Band Edge @ 3m)

902.5-926.5 Band Edge @ 3m																																																																																																																
802.11b CH01 & BLE 1M CH18 & Zigbee CH25 & Lora DTS SF11 500Khz CH16																																																																																																																
Co-location																																																																																																																
	Horizontal	Vertical																																																																																																														
Peak	<p>Date: 1 Date: 2023-10-13</p> <table border="1"> <thead> <tr> <th>Peak</th> <th>Freq</th> <th>Level</th> <th>Over</th> <th>Limit</th> <th>ReadAntenna</th> <th>Cable</th> <th>Preamp</th> <th>A/Pos</th> <th>T/Pos</th> <th>Remark</th> </tr> <tr> <th></th> <th>MHz</th> <th>dBuV/m</th> <th>dB</th> <th>dBuV/m</th> <th>dB</th> <th>dB</th> <th>dB</th> <th>cm</th> <th>deg</th> <th></th> </tr> </thead> <tbody> <tr> <td>1</td> <td>878.89</td> <td>49.89</td> <td>.....</td> <td>52.34</td> <td>28.73</td> <td>3.12</td> <td>34.38</td> <td>100</td> <td>56</td> <td>Peak</td> </tr> <tr> <td>2</td> <td>914.59</td> <td>116.70</td> <td>-13.39</td> <td>130.00</td> <td>118.86</td> <td>28.96</td> <td>3.18</td> <td>34.38</td> <td>100</td> <td>56 Peak</td> </tr> <tr> <td>3</td> <td>951.47</td> <td>49.38</td> <td>.....</td> <td>50.54</td> <td>29.78</td> <td>3.27</td> <td>34.29</td> <td>100</td> <td>56</td> <td>Peak</td> </tr> </tbody> </table>	Peak	Freq	Level	Over	Limit	ReadAntenna	Cable	Preamp	A/Pos	T/Pos	Remark		MHz	dBuV/m	dB	dBuV/m	dB	dB	dB	cm	deg		1	878.89	49.89	.....	52.34	28.73	3.12	34.38	100	56	Peak	2	914.59	116.70	-13.39	130.00	118.86	28.96	3.18	34.38	100	56 Peak	3	951.47	49.38	.....	50.54	29.78	3.27	34.29	100	56	Peak	<p>Date: 2 Date: 2023-10-13</p> <table border="1"> <thead> <tr> <th>Peak</th> <th>Freq</th> <th>Level</th> <th>Over</th> <th>Limit</th> <th>ReadAntenna</th> <th>Cable</th> <th>Preamp</th> <th>A/Pos</th> <th>T/Pos</th> <th>Remark</th> </tr> <tr> <th></th> <th>MHz</th> <th>dBuV/m</th> <th>dB</th> <th>dBuV/m</th> <th>dB</th> <th>dB</th> <th>dB</th> <th>cm</th> <th>deg</th> <th></th> </tr> </thead> <tbody> <tr> <td>1</td> <td>874.87</td> <td>54.48</td> <td>.....</td> <td>56.86</td> <td>33.73</td> <td>3.12</td> <td>34.38</td> <td>100</td> <td>85</td> <td>Peak</td> </tr> <tr> <td>2</td> <td>914.59</td> <td>116.99</td> <td>-13.01</td> <td>130.00</td> <td>119.15</td> <td>28.96</td> <td>3.18</td> <td>34.38</td> <td>100</td> <td>85 Peak</td> </tr> <tr> <td>3</td> <td>953.44</td> <td>52.88</td> <td>.....</td> <td>53.32</td> <td>29.78</td> <td>3.27</td> <td>34.29</td> <td>100</td> <td>85</td> <td>Peak</td> </tr> </tbody> </table>	Peak	Freq	Level	Over	Limit	ReadAntenna	Cable	Preamp	A/Pos	T/Pos	Remark		MHz	dBuV/m	dB	dBuV/m	dB	dB	dB	cm	deg		1	874.87	54.48	.....	56.86	33.73	3.12	34.38	100	85	Peak	2	914.59	116.99	-13.01	130.00	119.15	28.96	3.18	34.38	100	85 Peak	3	953.44	52.88	.....	53.32	29.78	3.27	34.29	100	85	Peak
Peak	Freq	Level	Over	Limit	ReadAntenna	Cable	Preamp	A/Pos	T/Pos	Remark																																																																																																						
	MHz	dBuV/m	dB	dBuV/m	dB	dB	dB	cm	deg																																																																																																							
1	878.89	49.89	.....	52.34	28.73	3.12	34.38	100	56	Peak																																																																																																						
2	914.59	116.70	-13.39	130.00	118.86	28.96	3.18	34.38	100	56 Peak																																																																																																						
3	951.47	49.38	.....	50.54	29.78	3.27	34.29	100	56	Peak																																																																																																						
Peak	Freq	Level	Over	Limit	ReadAntenna	Cable	Preamp	A/Pos	T/Pos	Remark																																																																																																						
	MHz	dBuV/m	dB	dBuV/m	dB	dB	dB	cm	deg																																																																																																							
1	874.87	54.48	.....	56.86	33.73	3.12	34.38	100	85	Peak																																																																																																						
2	914.59	116.99	-13.01	130.00	119.15	28.96	3.18	34.38	100	85 Peak																																																																																																						
3	953.44	52.88	.....	53.32	29.78	3.27	34.29	100	85	Peak																																																																																																						



802.11b CH01 & BLE 1M CH18 & Zigbee CH25 & Lora DTS SF11 500Khz CH16

(Harmonic @ 3m)

Harmonic @ 3m																																																																																																																																																																																	
802.11b CH01 & BLE 1M CH18 & Zigbee CH25 & Lora DTS SF11 500Khz CH16																																																																																																																																																																																	
Co-location																																																																																																																																																																																	
Horizontal	Vertical																																																																																																																																																																																
<p><b>Peak</b></p> <table border="1"> <thead> <tr> <th>Peak</th> <th>Freq (MHz)</th> <th>Level (dBuV/m)</th> <th>Over Level</th> <th>Limit</th> <th>ReadAntenna</th> <th>Cable</th> <th>Preamp</th> <th>A/Pos</th> <th>T/Pos</th> <th>Remark</th> </tr> </thead> <tbody> <tr><td>1</td><td>1892.00</td><td>41.01</td><td>-22.00</td><td>74.00</td><td>43.01</td><td>20.77</td><td>4.22</td><td>35.16</td><td>---</td><td>--- Peak</td></tr> <tr><td>2</td><td>2743.50</td><td>44.90</td><td>-20.04</td><td>74.00</td><td>42.73</td><td>31.00</td><td>5.24</td><td>34.61</td><td>---</td><td>--- Peak</td></tr> <tr><td>3</td><td>4826.00</td><td>41.32</td><td>-22.00</td><td>74.00</td><td>57.30</td><td>34.20</td><td>7.75</td><td>57.48</td><td>---</td><td>--- Peak</td></tr> <tr><td>4</td><td>4876.00</td><td>41.40</td><td>-22.52</td><td>74.00</td><td>56.51</td><td>34.33</td><td>7.75</td><td>57.52</td><td>---</td><td>--- Peak</td></tr> <tr><td>5</td><td>4958.00</td><td>45.07</td><td>-20.93</td><td>74.00</td><td>60.40</td><td>34.43</td><td>7.00</td><td>57.56</td><td>---</td><td>--- Peak</td></tr> <tr><td>6</td><td>7154.00</td><td>42.70</td><td>-21.30</td><td>74.00</td><td>57.23</td><td>35.44</td><td>8.95</td><td>58.92</td><td>---</td><td>--- Peak</td></tr> <tr><td>7</td><td>7425.00</td><td>43.22</td><td>-20.78</td><td>74.00</td><td>57.59</td><td>35.41</td><td>9.19</td><td>58.97</td><td>---</td><td>--- Peak</td></tr> </tbody> </table>	Peak	Freq (MHz)	Level (dBuV/m)	Over Level	Limit	ReadAntenna	Cable	Preamp	A/Pos	T/Pos	Remark	1	1892.00	41.01	-22.00	74.00	43.01	20.77	4.22	35.16	---	--- Peak	2	2743.50	44.90	-20.04	74.00	42.73	31.00	5.24	34.61	---	--- Peak	3	4826.00	41.32	-22.00	74.00	57.30	34.20	7.75	57.48	---	--- Peak	4	4876.00	41.40	-22.52	74.00	56.51	34.33	7.75	57.52	---	--- Peak	5	4958.00	45.07	-20.93	74.00	60.40	34.43	7.00	57.56	---	--- Peak	6	7154.00	42.70	-21.30	74.00	57.23	35.44	8.95	58.92	---	--- Peak	7	7425.00	43.22	-20.78	74.00	57.59	35.41	9.19	58.97	---	--- Peak	<table border="1"> <thead> <tr> <th>Peak</th> <th>Freq (MHz)</th> <th>Level (dBuV/m)</th> <th>Over Level</th> <th>Limit</th> <th>ReadAntenna</th> <th>Cable</th> <th>Preamp</th> <th>A/Pos</th> <th>T/Pos</th> <th>Remark</th> </tr> </thead> <tbody> <tr><td>1</td><td>1892.00</td><td>41.04</td><td>-22.16</td><td>74.00</td><td>42.04</td><td>20.77</td><td>4.22</td><td>35.16</td><td>---</td><td>--- Peak</td></tr> <tr><td>2</td><td>2743.50</td><td>45.11</td><td>-20.89</td><td>74.00</td><td>42.08</td><td>31.60</td><td>5.24</td><td>34.61</td><td>---</td><td>--- Peak</td></tr> <tr><td>3</td><td>4826.00</td><td>40.30</td><td>-20.64</td><td>74.00</td><td>60.03</td><td>34.20</td><td>7.75</td><td>57.48</td><td>---</td><td>--- Peak</td></tr> <tr><td>4</td><td>4876.00</td><td>42.02</td><td>-21.05</td><td>74.00</td><td>57.45</td><td>34.33</td><td>7.75</td><td>57.52</td><td>---</td><td>--- Peak</td></tr> <tr><td>5</td><td>4958.00</td><td>44.22</td><td>-20.78</td><td>74.00</td><td>59.55</td><td>34.43</td><td>7.00</td><td>57.56</td><td>---</td><td>--- Peak</td></tr> <tr><td>6</td><td>7154.00</td><td>43.40</td><td>-20.60</td><td>74.00</td><td>57.93</td><td>35.44</td><td>8.95</td><td>58.92</td><td>---</td><td>--- Peak</td></tr> <tr><td>7</td><td>7425.00</td><td>42.95</td><td>-21.05</td><td>74.00</td><td>57.32</td><td>35.41</td><td>9.19</td><td>58.97</td><td>---</td><td>--- Peak</td></tr> </tbody> </table>	Peak	Freq (MHz)	Level (dBuV/m)	Over Level	Limit	ReadAntenna	Cable	Preamp	A/Pos	T/Pos	Remark	1	1892.00	41.04	-22.16	74.00	42.04	20.77	4.22	35.16	---	--- Peak	2	2743.50	45.11	-20.89	74.00	42.08	31.60	5.24	34.61	---	--- Peak	3	4826.00	40.30	-20.64	74.00	60.03	34.20	7.75	57.48	---	--- Peak	4	4876.00	42.02	-21.05	74.00	57.45	34.33	7.75	57.52	---	--- Peak	5	4958.00	44.22	-20.78	74.00	59.55	34.43	7.00	57.56	---	--- Peak	6	7154.00	43.40	-20.60	74.00	57.93	35.44	8.95	58.92	---	--- Peak	7	7425.00	42.95	-21.05	74.00	57.32	35.41	9.19	58.97	---	--- Peak
Peak	Freq (MHz)	Level (dBuV/m)	Over Level	Limit	ReadAntenna	Cable	Preamp	A/Pos	T/Pos	Remark																																																																																																																																																																							
1	1892.00	41.01	-22.00	74.00	43.01	20.77	4.22	35.16	---	--- Peak																																																																																																																																																																							
2	2743.50	44.90	-20.04	74.00	42.73	31.00	5.24	34.61	---	--- Peak																																																																																																																																																																							
3	4826.00	41.32	-22.00	74.00	57.30	34.20	7.75	57.48	---	--- Peak																																																																																																																																																																							
4	4876.00	41.40	-22.52	74.00	56.51	34.33	7.75	57.52	---	--- Peak																																																																																																																																																																							
5	4958.00	45.07	-20.93	74.00	60.40	34.43	7.00	57.56	---	--- Peak																																																																																																																																																																							
6	7154.00	42.70	-21.30	74.00	57.23	35.44	8.95	58.92	---	--- Peak																																																																																																																																																																							
7	7425.00	43.22	-20.78	74.00	57.59	35.41	9.19	58.97	---	--- Peak																																																																																																																																																																							
Peak	Freq (MHz)	Level (dBuV/m)	Over Level	Limit	ReadAntenna	Cable	Preamp	A/Pos	T/Pos	Remark																																																																																																																																																																							
1	1892.00	41.04	-22.16	74.00	42.04	20.77	4.22	35.16	---	--- Peak																																																																																																																																																																							
2	2743.50	45.11	-20.89	74.00	42.08	31.60	5.24	34.61	---	--- Peak																																																																																																																																																																							
3	4826.00	40.30	-20.64	74.00	60.03	34.20	7.75	57.48	---	--- Peak																																																																																																																																																																							
4	4876.00	42.02	-21.05	74.00	57.45	34.33	7.75	57.52	---	--- Peak																																																																																																																																																																							
5	4958.00	44.22	-20.78	74.00	59.55	34.43	7.00	57.56	---	--- Peak																																																																																																																																																																							
6	7154.00	43.40	-20.60	74.00	57.93	35.44	8.95	58.92	---	--- Peak																																																																																																																																																																							
7	7425.00	42.95	-21.05	74.00	57.32	35.41	9.19	58.97	---	--- Peak																																																																																																																																																																							



Mode 3 802.11b CH03 & BLE 1M CH29& Zigbee CH25& Lora DTS SF11 500Khz CH16

802.11b CH03 (Band Edge @ 3m)

2.4GHz 2400~2483.5MHz Band Edge @ 3m																																																																		
802.11b CH03 & BLE 1M CH29& Zigbee CH25& Lora DTS SF11 500Khz CH16																																																																		
Co-location																																																																		
	Horizontal	Fundamental																																																																
Peak	<p>Data: 1 Level (dBuV/m) Date: 2023-10-14</p> <table border="1"> <thead> <tr> <th>Over</th> <th>Limit</th> <th>ReadAntenna</th> <th>Cable</th> <th>Preamp</th> <th>A/Pos</th> <th>T/Pos</th> <th>Remark</th> </tr> <tr> <th>Freq</th> <th>Level</th> <th>Line</th> <th>Level</th> <th>Factor</th> <th>Loss</th> <th>Factor</th> <th></th> </tr> <tr> <th>MHz</th> <th>dBuV/m</th> <th>dB</th> <th>dBuV/m</th> <th>dB</th> <th>dB</th> <th>dB</th> <th>deg</th> </tr> </thead> <tbody> <tr> <td>1</td> <td>2383.92</td> <td>51.58</td> <td>-22.42</td> <td>74.00</td> <td>51.03</td> <td>30.63</td> <td>4.77 34.85 351 357 Peak</td> </tr> </tbody> </table>	Over	Limit	ReadAntenna	Cable	Preamp	A/Pos	T/Pos	Remark	Freq	Level	Line	Level	Factor	Loss	Factor		MHz	dBuV/m	dB	dBuV/m	dB	dB	dB	deg	1	2383.92	51.58	-22.42	74.00	51.03	30.63	4.77 34.85 351 357 Peak	<p>Data: 3 Level (dBuV/m) Date: 2023-10-14</p> <table border="1"> <thead> <tr> <th>Over</th> <th>Limit</th> <th>ReadAntenna</th> <th>Cable</th> <th>Preamp</th> <th>A/Pos</th> <th>T/Pos</th> <th>Remark</th> </tr> <tr> <th>Freq</th> <th>Level</th> <th>Line</th> <th>Level</th> <th>Factor</th> <th>Loss</th> <th>Factor</th> <th></th> </tr> <tr> <th>MHz</th> <th>dBuV/m</th> <th>dB</th> <th>dBuV/m</th> <th>dB</th> <th>dB</th> <th>dB</th> <th>deg</th> </tr> </thead> <tbody> <tr> <td>1 *</td> <td>2422.00</td> <td>106.17</td> <td>32.17</td> <td>74.00</td> <td>105.52</td> <td>30.67</td> <td>4.81 34.83 351 357 Peak</td> </tr> </tbody> </table>	Over	Limit	ReadAntenna	Cable	Preamp	A/Pos	T/Pos	Remark	Freq	Level	Line	Level	Factor	Loss	Factor		MHz	dBuV/m	dB	dBuV/m	dB	dB	dB	deg	1 *	2422.00	106.17	32.17	74.00	105.52	30.67	4.81 34.83 351 357 Peak
Over	Limit	ReadAntenna	Cable	Preamp	A/Pos	T/Pos	Remark																																																											
Freq	Level	Line	Level	Factor	Loss	Factor																																																												
MHz	dBuV/m	dB	dBuV/m	dB	dB	dB	deg																																																											
1	2383.92	51.58	-22.42	74.00	51.03	30.63	4.77 34.85 351 357 Peak																																																											
Over	Limit	ReadAntenna	Cable	Preamp	A/Pos	T/Pos	Remark																																																											
Freq	Level	Line	Level	Factor	Loss	Factor																																																												
MHz	dBuV/m	dB	dBuV/m	dB	dB	dB	deg																																																											
1 *	2422.00	106.17	32.17	74.00	105.52	30.67	4.81 34.83 351 357 Peak																																																											
Avg.	<p>Data: 2 Level (dBuV/m) Date: 2023-10-14</p> <table border="1"> <thead> <tr> <th>Over</th> <th>Limit</th> <th>ReadAntenna</th> <th>Cable</th> <th>Preamp</th> <th>A/Pos</th> <th>T/Pos</th> <th>Remark</th> </tr> <tr> <th>Freq</th> <th>Level</th> <th>Line</th> <th>Level</th> <th>Factor</th> <th>Loss</th> <th>Factor</th> <th></th> </tr> <tr> <th>MHz</th> <th>dBuV/m</th> <th>dB</th> <th>dBuV/m</th> <th>dB</th> <th>dB</th> <th>dB</th> <th>deg</th> </tr> </thead> <tbody> <tr> <td>1</td> <td>2383.92</td> <td>42.70</td> <td>-11.30</td> <td>54.00</td> <td>42.15</td> <td>30.63</td> <td>4.77 34.85 351 357 Average</td> </tr> </tbody> </table>	Over	Limit	ReadAntenna	Cable	Preamp	A/Pos	T/Pos	Remark	Freq	Level	Line	Level	Factor	Loss	Factor		MHz	dBuV/m	dB	dBuV/m	dB	dB	dB	deg	1	2383.92	42.70	-11.30	54.00	42.15	30.63	4.77 34.85 351 357 Average	<p>Data: 4 Level (dBuV/m) Date: 2023-10-14</p> <table border="1"> <thead> <tr> <th>Over</th> <th>Limit</th> <th>ReadAntenna</th> <th>Cable</th> <th>Preamp</th> <th>A/Pos</th> <th>T/Pos</th> <th>Remark</th> </tr> <tr> <th>Freq</th> <th>Level</th> <th>Line</th> <th>Level</th> <th>Factor</th> <th>Loss</th> <th>Factor</th> <th></th> </tr> <tr> <th>MHz</th> <th>dBuV/m</th> <th>dB</th> <th>dBuV/m</th> <th>dB</th> <th>dB</th> <th>dB</th> <th>deg</th> </tr> </thead> <tbody> <tr> <td>1 *</td> <td>2422.00</td> <td>105.17</td> <td>40.17</td> <td>54.00</td> <td>102.52</td> <td>30.67</td> <td>4.81 34.83 351 357 Average</td> </tr> </tbody> </table>	Over	Limit	ReadAntenna	Cable	Preamp	A/Pos	T/Pos	Remark	Freq	Level	Line	Level	Factor	Loss	Factor		MHz	dBuV/m	dB	dBuV/m	dB	dB	dB	deg	1 *	2422.00	105.17	40.17	54.00	102.52	30.67	4.81 34.83 351 357 Average
Over	Limit	ReadAntenna	Cable	Preamp	A/Pos	T/Pos	Remark																																																											
Freq	Level	Line	Level	Factor	Loss	Factor																																																												
MHz	dBuV/m	dB	dBuV/m	dB	dB	dB	deg																																																											
1	2383.92	42.70	-11.30	54.00	42.15	30.63	4.77 34.85 351 357 Average																																																											
Over	Limit	ReadAntenna	Cable	Preamp	A/Pos	T/Pos	Remark																																																											
Freq	Level	Line	Level	Factor	Loss	Factor																																																												
MHz	dBuV/m	dB	dBuV/m	dB	dB	dB	deg																																																											
1 *	2422.00	105.17	40.17	54.00	102.52	30.67	4.81 34.83 351 357 Average																																																											



2.4GHz 2400~2483.5MHz Band Edge @ 3m																																																																		
802.11b CH03 & BLE 1M CH29 & Zigbee CH25 & Lora DTS SF11 500Khz CH16																																																																		
Co-location																																																																		
	Vertical	Fundamental																																																																
Peak	<p>Date: 5 Date: 2023-10-14</p> <table border="1"> <thead> <tr> <th>Over</th> <th>Limit</th> <th>ReadAntenna</th> <th>Cable</th> <th>Preamp</th> <th>A/Pos</th> <th>T/Pos</th> <th>Remark</th> </tr> <tr> <th>Freq</th> <th>Level</th> <th>Limit</th> <th>Level</th> <th>Factor</th> <th>Loss</th> <th>Factor</th> <th></th> </tr> <tr> <th>MHz</th> <th>dBuV/m</th> <th>dB</th> <th>dBuV/m</th> <th>dB</th> <th>dB</th> <th>cm</th> <th>deg</th> </tr> </thead> <tbody> <tr> <td>1</td> <td>2384.34</td> <td>53.88</td> <td>-20.12</td> <td>74.00</td> <td>53.33</td> <td>30.63</td> <td>4.77 34.85 200 12 Peak</td> </tr> </tbody> </table>	Over	Limit	ReadAntenna	Cable	Preamp	A/Pos	T/Pos	Remark	Freq	Level	Limit	Level	Factor	Loss	Factor		MHz	dBuV/m	dB	dBuV/m	dB	dB	cm	deg	1	2384.34	53.88	-20.12	74.00	53.33	30.63	4.77 34.85 200 12 Peak	<p>Date: 7 Date: 2023-10-14</p> <table border="1"> <thead> <tr> <th>Over</th> <th>Limit</th> <th>ReadAntenna</th> <th>Cable</th> <th>Preamp</th> <th>A/Pos</th> <th>T/Pos</th> <th>Remark</th> </tr> <tr> <th>Freq</th> <th>Level</th> <th>Limit</th> <th>Level</th> <th>Factor</th> <th>Loss</th> <th>Factor</th> <th></th> </tr> <tr> <th>MHz</th> <th>dBuV/m</th> <th>dB</th> <th>dBuV/m</th> <th>dB</th> <th>dB</th> <th>cm</th> <th>deg</th> </tr> </thead> <tbody> <tr> <td>1</td> <td>2422.00</td> <td>111.47</td> <td>37.47</td> <td>74.00</td> <td>110.82</td> <td>30.67</td> <td>4.81 34.83 200 12 Peak</td> </tr> </tbody> </table>	Over	Limit	ReadAntenna	Cable	Preamp	A/Pos	T/Pos	Remark	Freq	Level	Limit	Level	Factor	Loss	Factor		MHz	dBuV/m	dB	dBuV/m	dB	dB	cm	deg	1	2422.00	111.47	37.47	74.00	110.82	30.67	4.81 34.83 200 12 Peak
Over	Limit	ReadAntenna	Cable	Preamp	A/Pos	T/Pos	Remark																																																											
Freq	Level	Limit	Level	Factor	Loss	Factor																																																												
MHz	dBuV/m	dB	dBuV/m	dB	dB	cm	deg																																																											
1	2384.34	53.88	-20.12	74.00	53.33	30.63	4.77 34.85 200 12 Peak																																																											
Over	Limit	ReadAntenna	Cable	Preamp	A/Pos	T/Pos	Remark																																																											
Freq	Level	Limit	Level	Factor	Loss	Factor																																																												
MHz	dBuV/m	dB	dBuV/m	dB	dB	cm	deg																																																											
1	2422.00	111.47	37.47	74.00	110.82	30.67	4.81 34.83 200 12 Peak																																																											
Avg.	<p>Date: 6 Date: 2023-10-14</p> <table border="1"> <thead> <tr> <th>Over</th> <th>Limit</th> <th>ReadAntenna</th> <th>Cable</th> <th>Preamp</th> <th>A/Pos</th> <th>T/Pos</th> <th>Remark</th> </tr> <tr> <th>Freq</th> <th>Level</th> <th>Limit</th> <th>Level</th> <th>Factor</th> <th>Loss</th> <th>Factor</th> <th></th> </tr> <tr> <th>MHz</th> <th>dBuV/m</th> <th>dB</th> <th>dBuV/m</th> <th>dB</th> <th>dB</th> <th>cm</th> <th>deg</th> </tr> </thead> <tbody> <tr> <td>1</td> <td>2383.92</td> <td>47.78</td> <td>-6.22</td> <td>54.00</td> <td>47.23</td> <td>30.63</td> <td>4.77 34.85 200 12 Average</td> </tr> </tbody> </table>	Over	Limit	ReadAntenna	Cable	Preamp	A/Pos	T/Pos	Remark	Freq	Level	Limit	Level	Factor	Loss	Factor		MHz	dBuV/m	dB	dBuV/m	dB	dB	cm	deg	1	2383.92	47.78	-6.22	54.00	47.23	30.63	4.77 34.85 200 12 Average	<p>Date: 8 Date: 2023-10-14</p> <table border="1"> <thead> <tr> <th>Over</th> <th>Limit</th> <th>ReadAntenna</th> <th>Cable</th> <th>Preamp</th> <th>A/Pos</th> <th>T/Pos</th> <th>Remark</th> </tr> <tr> <th>Freq</th> <th>Level</th> <th>Limit</th> <th>Level</th> <th>Factor</th> <th>Loss</th> <th>Factor</th> <th></th> </tr> <tr> <th>MHz</th> <th>dBuV/m</th> <th>dB</th> <th>dBuV/m</th> <th>dB</th> <th>dB</th> <th>cm</th> <th>deg</th> </tr> </thead> <tbody> <tr> <td>1</td> <td>2422.00</td> <td>100.15</td> <td>54.15</td> <td>54.00</td> <td>107.50</td> <td>30.67</td> <td>4.81 34.83 200 12 Average</td> </tr> </tbody> </table>	Over	Limit	ReadAntenna	Cable	Preamp	A/Pos	T/Pos	Remark	Freq	Level	Limit	Level	Factor	Loss	Factor		MHz	dBuV/m	dB	dBuV/m	dB	dB	cm	deg	1	2422.00	100.15	54.15	54.00	107.50	30.67	4.81 34.83 200 12 Average
Over	Limit	ReadAntenna	Cable	Preamp	A/Pos	T/Pos	Remark																																																											
Freq	Level	Limit	Level	Factor	Loss	Factor																																																												
MHz	dBuV/m	dB	dBuV/m	dB	dB	cm	deg																																																											
1	2383.92	47.78	-6.22	54.00	47.23	30.63	4.77 34.85 200 12 Average																																																											
Over	Limit	ReadAntenna	Cable	Preamp	A/Pos	T/Pos	Remark																																																											
Freq	Level	Limit	Level	Factor	Loss	Factor																																																												
MHz	dBuV/m	dB	dBuV/m	dB	dB	cm	deg																																																											
1	2422.00	100.15	54.15	54.00	107.50	30.67	4.81 34.83 200 12 Average																																																											





BLE 1M CH29 (Band Edge @ 3m)

2.4GHz 2400~2483.5MHz Band Edge @ 3m																																																																									
8802.11b CH03 & BLE 1M CH29 & Zigbee CH25 & Lora DTS SF11 500Khz CH16																																																																									
Co-location																																																																									
	Horizontal																																																																								
	Fundamental																																																																								
Peak	<div style="display: flex; justify-content: space-around;"> <div style="width: 48%;"> <p>Date: 1 Level (dBuV/m)</p> <table border="1"> <thead> <tr> <th>Over</th> <th>Limit</th> <th>ReadAntenna</th> <th>Cable</th> <th>Preamp</th> <th>A/Pos</th> <th>T/Pos</th> <th>Remark</th> </tr> <tr> <th>Freq</th> <th>Level</th> <th>Line</th> <th>Level</th> <th>Factor</th> <th>Loss</th> <th>Factor</th> <th></th> </tr> <tr> <th>MHz</th> <th>dBuV/m</th> <th>dB</th> <th>dBuV/m</th> <th>dB</th> <th>dB</th> <th>dB</th> <th>cm</th> </tr> </thead> <tbody> <tr> <td>1</td> <td>2393.92</td> <td>59.20</td> <td>-23.88</td> <td>74.00</td> <td>49.65</td> <td>30.63</td> <td>4.77</td> <td>34.85</td> <td>264</td> <td>32</td> <td>Peak</td> </tr> </tbody> </table> </div> <div style="width: 48%;"> <p>Date: 3 Level (dBuV/m)</p> <table border="1"> <thead> <tr> <th>Over</th> <th>Limit</th> <th>ReadAntenna</th> <th>Cable</th> <th>Preamp</th> <th>A/Pos</th> <th>T/Pos</th> <th>Remark</th> </tr> <tr> <th>Freq</th> <th>Level</th> <th>Line</th> <th>Level</th> <th>Factor</th> <th>Loss</th> <th>Factor</th> <th></th> </tr> <tr> <th>MHz</th> <th>dBuV/m</th> <th>dB</th> <th>dBuV/m</th> <th>dB</th> <th>dB</th> <th>dB</th> <th>cm</th> </tr> </thead> <tbody> <tr> <td>1 *</td> <td>2469.00</td> <td>102.35</td> <td>28.75</td> <td>74.00</td> <td>101.54</td> <td>30.77</td> <td>4.86</td> <td>34.82</td> <td>264</td> <td>32</td> <td>Peak</td> </tr> </tbody> </table> </div> </div>	Over	Limit	ReadAntenna	Cable	Preamp	A/Pos	T/Pos	Remark	Freq	Level	Line	Level	Factor	Loss	Factor		MHz	dBuV/m	dB	dBuV/m	dB	dB	dB	cm	1	2393.92	59.20	-23.88	74.00	49.65	30.63	4.77	34.85	264	32	Peak	Over	Limit	ReadAntenna	Cable	Preamp	A/Pos	T/Pos	Remark	Freq	Level	Line	Level	Factor	Loss	Factor		MHz	dBuV/m	dB	dBuV/m	dB	dB	dB	cm	1 *	2469.00	102.35	28.75	74.00	101.54	30.77	4.86	34.82	264	32	Peak
Over	Limit	ReadAntenna	Cable	Preamp	A/Pos	T/Pos	Remark																																																																		
Freq	Level	Line	Level	Factor	Loss	Factor																																																																			
MHz	dBuV/m	dB	dBuV/m	dB	dB	dB	cm																																																																		
1	2393.92	59.20	-23.88	74.00	49.65	30.63	4.77	34.85	264	32	Peak																																																														
Over	Limit	ReadAntenna	Cable	Preamp	A/Pos	T/Pos	Remark																																																																		
Freq	Level	Line	Level	Factor	Loss	Factor																																																																			
MHz	dBuV/m	dB	dBuV/m	dB	dB	dB	cm																																																																		
1 *	2469.00	102.35	28.75	74.00	101.54	30.77	4.86	34.82	264	32	Peak																																																														
Avg.	<div style="display: flex; justify-content: space-around;"> <div style="width: 48%;"> <p>Date: 2 Level (dBuV/m)</p> <table border="1"> <thead> <tr> <th>Over</th> <th>Limit</th> <th>ReadAntenna</th> <th>Cable</th> <th>Preamp</th> <th>A/Pos</th> <th>T/Pos</th> <th>Remark</th> </tr> <tr> <th>Freq</th> <th>Level</th> <th>Line</th> <th>Level</th> <th>Factor</th> <th>Loss</th> <th>Factor</th> <th></th> </tr> <tr> <th>MHz</th> <th>dBuV/m</th> <th>dB</th> <th>dBuV/m</th> <th>dB</th> <th>dB</th> <th>dB</th> <th>cm</th> </tr> </thead> <tbody> <tr> <td>1</td> <td>2384.28</td> <td>42.02</td> <td>-11.98</td> <td>54.00</td> <td>41.47</td> <td>30.63</td> <td>4.77</td> <td>34.85</td> <td>264</td> <td>32</td> <td>Average</td> </tr> </tbody> </table> </div> <div style="width: 48%;"> <p>Date: 4 Level (dBuV/m)</p> <table border="1"> <thead> <tr> <th>Over</th> <th>Limit</th> <th>ReadAntenna</th> <th>Cable</th> <th>Preamp</th> <th>A/Pos</th> <th>T/Pos</th> <th>Remark</th> </tr> <tr> <th>Freq</th> <th>Level</th> <th>Line</th> <th>Level</th> <th>Factor</th> <th>Loss</th> <th>Factor</th> <th></th> </tr> <tr> <th>MHz</th> <th>dBuV/m</th> <th>dB</th> <th>dBuV/m</th> <th>dB</th> <th>dB</th> <th>dB</th> <th>cm</th> </tr> </thead> <tbody> <tr> <td>1 *</td> <td>2469.00</td> <td>100.47</td> <td>46.47</td> <td>54.00</td> <td>99.66</td> <td>30.77</td> <td>4.86</td> <td>34.82</td> <td>264</td> <td>32</td> <td>Average</td> </tr> </tbody> </table> </div> </div>	Over	Limit	ReadAntenna	Cable	Preamp	A/Pos	T/Pos	Remark	Freq	Level	Line	Level	Factor	Loss	Factor		MHz	dBuV/m	dB	dBuV/m	dB	dB	dB	cm	1	2384.28	42.02	-11.98	54.00	41.47	30.63	4.77	34.85	264	32	Average	Over	Limit	ReadAntenna	Cable	Preamp	A/Pos	T/Pos	Remark	Freq	Level	Line	Level	Factor	Loss	Factor		MHz	dBuV/m	dB	dBuV/m	dB	dB	dB	cm	1 *	2469.00	100.47	46.47	54.00	99.66	30.77	4.86	34.82	264	32	Average
Over	Limit	ReadAntenna	Cable	Preamp	A/Pos	T/Pos	Remark																																																																		
Freq	Level	Line	Level	Factor	Loss	Factor																																																																			
MHz	dBuV/m	dB	dBuV/m	dB	dB	dB	cm																																																																		
1	2384.28	42.02	-11.98	54.00	41.47	30.63	4.77	34.85	264	32	Average																																																														
Over	Limit	ReadAntenna	Cable	Preamp	A/Pos	T/Pos	Remark																																																																		
Freq	Level	Line	Level	Factor	Loss	Factor																																																																			
MHz	dBuV/m	dB	dBuV/m	dB	dB	dB	cm																																																																		
1 *	2469.00	100.47	46.47	54.00	99.66	30.77	4.86	34.82	264	32	Average																																																														



		2.4GHz 2400~2483.5MHz Band Edge @ 3m																																					
		802.11b CH03 & BLE 1M CH29 & Zigbee CH25 & Lora DTS SF11 500Khz CH16																																					
		Co-location																																					
	Horizontal	Fundamental																																					
Peak	<table border="1"> <thead> <tr> <th>Over</th> <th>Limit</th> <th>ReadAntenna</th> <th>Cable</th> <th>Preamp</th> <th>A/Pos</th> <th>T/Pos</th> <th>Remark</th> </tr> <tr> <th>Freq</th> <th>Level</th> <th>Limit</th> <th>Level</th> <th>Factor</th> <th>Loss</th> <th>Factor</th> <th></th> </tr> <tr> <th>MHz</th> <th>dBuV/m</th> <th>dB</th> <th>dBuV/m</th> <th>dB</th> <th>dB</th> <th>cm</th> <th>deg</th> </tr> </thead> <tbody> <tr> <td>1</td> <td>2472.06</td> <td>48.59</td> <td>-25.41</td> <td>74.00</td> <td>47.57</td> <td>30.90</td> <td>4.92</td> <td>34.88</td> <td>264</td> <td>32</td> <td>Peak</td> </tr> </tbody> </table>	Over	Limit	ReadAntenna	Cable	Preamp	A/Pos	T/Pos	Remark	Freq	Level	Limit	Level	Factor	Loss	Factor		MHz	dBuV/m	dB	dBuV/m	dB	dB	cm	deg	1	2472.06	48.59	-25.41	74.00	47.57	30.90	4.92	34.88	264	32	Peak		
Over	Limit	ReadAntenna	Cable	Preamp	A/Pos	T/Pos	Remark																																
Freq	Level	Limit	Level	Factor	Loss	Factor																																	
MHz	dBuV/m	dB	dBuV/m	dB	dB	cm	deg																																
1	2472.06	48.59	-25.41	74.00	47.57	30.90	4.92	34.88	264	32	Peak																												
Avg.	<table border="1"> <thead> <tr> <th>Over</th> <th>Limit</th> <th>ReadAntenna</th> <th>Cable</th> <th>Preamp</th> <th>A/Pos</th> <th>T/Pos</th> <th>Remark</th> </tr> <tr> <th>Freq</th> <th>Level</th> <th>Limit</th> <th>Level</th> <th>Factor</th> <th>Loss</th> <th>Factor</th> <th></th> </tr> <tr> <th>MHz</th> <th>dBuV/m</th> <th>dB</th> <th>dBuV/m</th> <th>dB</th> <th>dB</th> <th>cm</th> <th>deg</th> </tr> </thead> <tbody> <tr> <td>1</td> <td>2472.82</td> <td>38.66</td> <td>-15.34</td> <td>54.00</td> <td>37.65</td> <td>30.90</td> <td>4.92</td> <td>34.81</td> <td>264</td> <td>32</td> <td>Average</td> </tr> </tbody> </table>	Over	Limit	ReadAntenna	Cable	Preamp	A/Pos	T/Pos	Remark	Freq	Level	Limit	Level	Factor	Loss	Factor		MHz	dBuV/m	dB	dBuV/m	dB	dB	cm	deg	1	2472.82	38.66	-15.34	54.00	37.65	30.90	4.92	34.81	264	32	Average		
Over	Limit	ReadAntenna	Cable	Preamp	A/Pos	T/Pos	Remark																																
Freq	Level	Limit	Level	Factor	Loss	Factor																																	
MHz	dBuV/m	dB	dBuV/m	dB	dB	cm	deg																																
1	2472.82	38.66	-15.34	54.00	37.65	30.90	4.92	34.81	264	32	Average																												



2.4GHz 2400~2483.5MHz Band Edge @ 3m																																																																												
802.11b CH03 & BLE 1M CH29 & Zigbee CH25 & Lora DTS SF11 500Khz CH16																																																																												
Co-location																																																																												
	Vertical	Fundamental																																																																										
Peak	<p>Date: 7 Date: 2023-10-14</p> <table border="1"> <thead> <tr> <th>Over</th> <th>Limit</th> <th>ReadAntenna</th> <th>Cable</th> <th>Preamp</th> <th>A/Pos</th> <th>T/Pos</th> <th>Remark</th> </tr> <tr> <th>Freq</th> <th>Level</th> <th>Limit</th> <th>Line</th> <th>Level</th> <th>Factor</th> <th>Loss</th> <th>Factor</th> </tr> <tr> <th>MHz</th> <th>dBuV/m</th> <th>dB</th> <th>dBuV/m</th> <th>dBuV</th> <th>dB/m</th> <th>dB</th> <th>cm</th> <th>deg</th> </tr> </thead> <tbody> <tr> <td>1</td> <td>2383.64</td> <td>58.00</td> <td>-24.00</td> <td>74.00</td> <td>49.45</td> <td>30.63</td> <td>4.77</td> <td>34.85</td> <td>182</td> <td>314</td> <td>Peak</td> </tr> </tbody> </table>	Over	Limit	ReadAntenna	Cable	Preamp	A/Pos	T/Pos	Remark	Freq	Level	Limit	Line	Level	Factor	Loss	Factor	MHz	dBuV/m	dB	dBuV/m	dBuV	dB/m	dB	cm	deg	1	2383.64	58.00	-24.00	74.00	49.45	30.63	4.77	34.85	182	314	Peak	<p>Date: 9 Date: 2023-10-14</p> <table border="1"> <thead> <tr> <th>Over</th> <th>Limit</th> <th>ReadAntenna</th> <th>Cable</th> <th>Preamp</th> <th>A/Pos</th> <th>T/Pos</th> <th>Remark</th> </tr> <tr> <th>Freq</th> <th>Level</th> <th>Limit</th> <th>Line</th> <th>Level</th> <th>Factor</th> <th>Loss</th> <th>Factor</th> </tr> <tr> <th>MHz</th> <th>dBuV/m</th> <th>dB</th> <th>dBuV/m</th> <th>dBuV</th> <th>dB/m</th> <th>dB</th> <th>cm</th> <th>deg</th> </tr> </thead> <tbody> <tr> <td>1 *</td> <td>2460.00</td> <td>100.26</td> <td>26.26</td> <td>74.00</td> <td>99.45</td> <td>30.77</td> <td>4.86</td> <td>34.82</td> <td>182</td> <td>314</td> <td>Peak</td> </tr> </tbody> </table>	Over	Limit	ReadAntenna	Cable	Preamp	A/Pos	T/Pos	Remark	Freq	Level	Limit	Line	Level	Factor	Loss	Factor	MHz	dBuV/m	dB	dBuV/m	dBuV	dB/m	dB	cm	deg	1 *	2460.00	100.26	26.26	74.00	99.45	30.77	4.86	34.82	182	314	Peak
Over	Limit	ReadAntenna	Cable	Preamp	A/Pos	T/Pos	Remark																																																																					
Freq	Level	Limit	Line	Level	Factor	Loss	Factor																																																																					
MHz	dBuV/m	dB	dBuV/m	dBuV	dB/m	dB	cm	deg																																																																				
1	2383.64	58.00	-24.00	74.00	49.45	30.63	4.77	34.85	182	314	Peak																																																																	
Over	Limit	ReadAntenna	Cable	Preamp	A/Pos	T/Pos	Remark																																																																					
Freq	Level	Limit	Line	Level	Factor	Loss	Factor																																																																					
MHz	dBuV/m	dB	dBuV/m	dBuV	dB/m	dB	cm	deg																																																																				
1 *	2460.00	100.26	26.26	74.00	99.45	30.77	4.86	34.82	182	314	Peak																																																																	
Avg.	<p>Date: 8 Date: 2023-10-14</p> <table border="1"> <thead> <tr> <th>Over</th> <th>Limit</th> <th>ReadAntenna</th> <th>Cable</th> <th>Preamp</th> <th>A/Pos</th> <th>T/Pos</th> <th>Remark</th> </tr> <tr> <th>Freq</th> <th>Level</th> <th>Limit</th> <th>Line</th> <th>Level</th> <th>Factor</th> <th>Loss</th> <th>Factor</th> </tr> <tr> <th>MHz</th> <th>dBuV/m</th> <th>dB</th> <th>dBuV/m</th> <th>dBuV</th> <th>dB/m</th> <th>dB</th> <th>cm</th> <th>deg</th> </tr> </thead> <tbody> <tr> <td>1</td> <td>2384.06</td> <td>41.38</td> <td>-12.62</td> <td>54.00</td> <td>49.83</td> <td>30.63</td> <td>4.77</td> <td>34.85</td> <td>182</td> <td>314</td> <td>Average</td> </tr> </tbody> </table>	Over	Limit	ReadAntenna	Cable	Preamp	A/Pos	T/Pos	Remark	Freq	Level	Limit	Line	Level	Factor	Loss	Factor	MHz	dBuV/m	dB	dBuV/m	dBuV	dB/m	dB	cm	deg	1	2384.06	41.38	-12.62	54.00	49.83	30.63	4.77	34.85	182	314	Average	<p>Date: 10 Date: 2023-10-14</p> <table border="1"> <thead> <tr> <th>Over</th> <th>Limit</th> <th>ReadAntenna</th> <th>Cable</th> <th>Preamp</th> <th>A/Pos</th> <th>T/Pos</th> <th>Remark</th> </tr> <tr> <th>Freq</th> <th>Level</th> <th>Limit</th> <th>Line</th> <th>Level</th> <th>Factor</th> <th>Loss</th> <th>Factor</th> </tr> <tr> <th>MHz</th> <th>dBuV/m</th> <th>dB</th> <th>dBuV/m</th> <th>dBuV</th> <th>dB/m</th> <th>dB</th> <th>cm</th> <th>deg</th> </tr> </thead> <tbody> <tr> <td>1 *</td> <td>2460.00</td> <td>99.72</td> <td>45.72</td> <td>54.00</td> <td>96.91</td> <td>30.77</td> <td>4.86</td> <td>34.82</td> <td>182</td> <td>314</td> <td>Average</td> </tr> </tbody> </table>	Over	Limit	ReadAntenna	Cable	Preamp	A/Pos	T/Pos	Remark	Freq	Level	Limit	Line	Level	Factor	Loss	Factor	MHz	dBuV/m	dB	dBuV/m	dBuV	dB/m	dB	cm	deg	1 *	2460.00	99.72	45.72	54.00	96.91	30.77	4.86	34.82	182	314	Average
Over	Limit	ReadAntenna	Cable	Preamp	A/Pos	T/Pos	Remark																																																																					
Freq	Level	Limit	Line	Level	Factor	Loss	Factor																																																																					
MHz	dBuV/m	dB	dBuV/m	dBuV	dB/m	dB	cm	deg																																																																				
1	2384.06	41.38	-12.62	54.00	49.83	30.63	4.77	34.85	182	314	Average																																																																	
Over	Limit	ReadAntenna	Cable	Preamp	A/Pos	T/Pos	Remark																																																																					
Freq	Level	Limit	Line	Level	Factor	Loss	Factor																																																																					
MHz	dBuV/m	dB	dBuV/m	dBuV	dB/m	dB	cm	deg																																																																				
1 *	2460.00	99.72	45.72	54.00	96.91	30.77	4.86	34.82	182	314	Average																																																																	



		2.4GHz 2400~2483.5MHz Band Edge @ 3m																																					
		802.11b CH03 & BLE 1M CH29 & Zigbee CH25 & Lora DTS SF11 500Khz CH16																																					
		Co-location																																					
	Vertical	Fundamental																																					
Peak	<p>Date: 11 Date: 2023-10-14</p> <table border="1"> <thead> <tr> <th>Over</th> <th>Limit</th> <th>ReadAntenna</th> <th>Cable</th> <th>Preamp</th> <th>A/Pos</th> <th>T/Pos</th> <th>Remark</th> </tr> <tr> <th>Freq</th> <th>Level</th> <th>Limit</th> <th>Level</th> <th>Factor</th> <th>Loss</th> <th>Factor</th> <th></th> </tr> <tr> <th>MHz</th> <th>dBuV/m</th> <th>dB</th> <th>dBuV/m</th> <th>dB</th> <th>dB</th> <th>cm</th> <th>deg</th> </tr> </thead> <tbody> <tr> <td>1</td> <td>2483.76</td> <td>58.90</td> <td>-23.18</td> <td>74.08</td> <td>49.96</td> <td>30.83</td> <td>4.92</td> <td>34.81</td> <td>182</td> <td>314</td> <td>Peak</td> </tr> </tbody> </table>	Over	Limit	ReadAntenna	Cable	Preamp	A/Pos	T/Pos	Remark	Freq	Level	Limit	Level	Factor	Loss	Factor		MHz	dBuV/m	dB	dBuV/m	dB	dB	cm	deg	1	2483.76	58.90	-23.18	74.08	49.96	30.83	4.92	34.81	182	314	Peak		
Over	Limit	ReadAntenna	Cable	Preamp	A/Pos	T/Pos	Remark																																
Freq	Level	Limit	Level	Factor	Loss	Factor																																	
MHz	dBuV/m	dB	dBuV/m	dB	dB	cm	deg																																
1	2483.76	58.90	-23.18	74.08	49.96	30.83	4.92	34.81	182	314	Peak																												
Avg.	<p>Date: 12 Date: 2023-10-14</p> <table border="1"> <thead> <tr> <th>Over</th> <th>Limit</th> <th>ReadAntenna</th> <th>Cable</th> <th>Preamp</th> <th>A/Pos</th> <th>T/Pos</th> <th>Remark</th> </tr> <tr> <th>Freq</th> <th>Level</th> <th>Limit</th> <th>Level</th> <th>Factor</th> <th>Loss</th> <th>Factor</th> <th></th> </tr> <tr> <th>MHz</th> <th>dBuV/m</th> <th>dB</th> <th>dBuV/m</th> <th>dB</th> <th>dB</th> <th>cm</th> <th>deg</th> </tr> </thead> <tbody> <tr> <td>1</td> <td>2463.98</td> <td>41.79</td> <td>-12.21</td> <td>54.00</td> <td>49.85</td> <td>30.83</td> <td>4.92</td> <td>34.81</td> <td>182</td> <td>314</td> <td>Average</td> </tr> </tbody> </table>	Over	Limit	ReadAntenna	Cable	Preamp	A/Pos	T/Pos	Remark	Freq	Level	Limit	Level	Factor	Loss	Factor		MHz	dBuV/m	dB	dBuV/m	dB	dB	cm	deg	1	2463.98	41.79	-12.21	54.00	49.85	30.83	4.92	34.81	182	314	Average		
Over	Limit	ReadAntenna	Cable	Preamp	A/Pos	T/Pos	Remark																																
Freq	Level	Limit	Level	Factor	Loss	Factor																																	
MHz	dBuV/m	dB	dBuV/m	dB	dB	cm	deg																																
1	2463.98	41.79	-12.21	54.00	49.85	30.83	4.92	34.81	182	314	Average																												



Zigbee CH25 (Band Edge @ 3m)

2.4GHz 2400~2483.5MHz Band Edge @ 3m																																																																		
802.11b CH03 & BLE 1M CH29& Zigbee CH25& Lora DTS SF11 500Khz CH16																																																																		
Co-location																																																																		
	Horizontal	Fundamental																																																																
Peak	<p>Date: 3 Date: 2023-10-14</p> <table border="1"> <thead> <tr> <th>Over</th> <th>Limit</th> <th>ReadAntenna</th> <th>Cable</th> <th>Preamp</th> <th>A/Pos</th> <th>T/Pos</th> <th>Remark</th> </tr> <tr> <th>Freq</th> <th>Level</th> <th>Line</th> <th>Level</th> <th>Factor</th> <th>Loss</th> <th>Factor</th> <th></th> </tr> <tr> <th>MHz</th> <th>dBuV/m</th> <th>dB</th> <th>dBuV/m</th> <th>dB</th> <th>dB</th> <th>dB</th> <th>cm deg</th> </tr> </thead> <tbody> <tr> <td>1</td> <td>2499.24</td> <td>49.71</td> <td>-14.29</td> <td>74.00</td> <td>48.69</td> <td>30.90</td> <td>4.92 34.00 393 312 Peak</td> </tr> </tbody> </table>	Over	Limit	ReadAntenna	Cable	Preamp	A/Pos	T/Pos	Remark	Freq	Level	Line	Level	Factor	Loss	Factor		MHz	dBuV/m	dB	dBuV/m	dB	dB	dB	cm deg	1	2499.24	49.71	-14.29	74.00	48.69	30.90	4.92 34.00 393 312 Peak	<p>Date: 1 Date: 2023-10-14</p> <table border="1"> <thead> <tr> <th>Over</th> <th>Limit</th> <th>ReadAntenna</th> <th>Cable</th> <th>Preamp</th> <th>A/Pos</th> <th>T/Pos</th> <th>Remark</th> </tr> <tr> <th>Freq</th> <th>Level</th> <th>Line</th> <th>Level</th> <th>Factor</th> <th>Loss</th> <th>Factor</th> <th></th> </tr> <tr> <th>MHz</th> <th>dBuV/m</th> <th>dB</th> <th>dBuV/m</th> <th>dB</th> <th>dB</th> <th>dB</th> <th>cm deg</th> </tr> </thead> <tbody> <tr> <td>1</td> <td>2475.00</td> <td>95.43</td> <td>24.43</td> <td>74.00</td> <td>97.49</td> <td>30.83</td> <td>4.92 34.81 393 312 Peak</td> </tr> </tbody> </table>	Over	Limit	ReadAntenna	Cable	Preamp	A/Pos	T/Pos	Remark	Freq	Level	Line	Level	Factor	Loss	Factor		MHz	dBuV/m	dB	dBuV/m	dB	dB	dB	cm deg	1	2475.00	95.43	24.43	74.00	97.49	30.83	4.92 34.81 393 312 Peak
Over	Limit	ReadAntenna	Cable	Preamp	A/Pos	T/Pos	Remark																																																											
Freq	Level	Line	Level	Factor	Loss	Factor																																																												
MHz	dBuV/m	dB	dBuV/m	dB	dB	dB	cm deg																																																											
1	2499.24	49.71	-14.29	74.00	48.69	30.90	4.92 34.00 393 312 Peak																																																											
Over	Limit	ReadAntenna	Cable	Preamp	A/Pos	T/Pos	Remark																																																											
Freq	Level	Line	Level	Factor	Loss	Factor																																																												
MHz	dBuV/m	dB	dBuV/m	dB	dB	dB	cm deg																																																											
1	2475.00	95.43	24.43	74.00	97.49	30.83	4.92 34.81 393 312 Peak																																																											
Avg.	<p>Date: 4 Date: 2023-10-14</p> <table border="1"> <thead> <tr> <th>Over</th> <th>Limit</th> <th>ReadAntenna</th> <th>Cable</th> <th>Preamp</th> <th>A/Pos</th> <th>T/Pos</th> <th>Remark</th> </tr> <tr> <th>Freq</th> <th>Level</th> <th>Line</th> <th>Level</th> <th>Factor</th> <th>Loss</th> <th>Factor</th> <th></th> </tr> <tr> <th>MHz</th> <th>dBuV/m</th> <th>dB</th> <th>dBuV/m</th> <th>dB</th> <th>dB</th> <th>dB</th> <th>cm deg</th> </tr> </thead> <tbody> <tr> <td>1</td> <td>2483.52</td> <td>39.31</td> <td>-14.69</td> <td>54.00</td> <td>38.37</td> <td>30.83</td> <td>4.92 34.81 393 312 Average</td> </tr> </tbody> </table>	Over	Limit	ReadAntenna	Cable	Preamp	A/Pos	T/Pos	Remark	Freq	Level	Line	Level	Factor	Loss	Factor		MHz	dBuV/m	dB	dBuV/m	dB	dB	dB	cm deg	1	2483.52	39.31	-14.69	54.00	38.37	30.83	4.92 34.81 393 312 Average	<p>Date: 2 Date: 2023-10-14</p> <table border="1"> <thead> <tr> <th>Over</th> <th>Limit</th> <th>ReadAntenna</th> <th>Cable</th> <th>Preamp</th> <th>A/Pos</th> <th>T/Pos</th> <th>Remark</th> </tr> <tr> <th>Freq</th> <th>Level</th> <th>Line</th> <th>Level</th> <th>Factor</th> <th>Loss</th> <th>Factor</th> <th></th> </tr> <tr> <th>MHz</th> <th>dBuV/m</th> <th>dB</th> <th>dBuV/m</th> <th>dB</th> <th>dB</th> <th>dB</th> <th>cm deg</th> </tr> </thead> <tbody> <tr> <td>1</td> <td>2475.00</td> <td>96.58</td> <td>42.58</td> <td>54.00</td> <td>95.56</td> <td>30.83</td> <td>4.92 34.81 393 312 Average</td> </tr> </tbody> </table>	Over	Limit	ReadAntenna	Cable	Preamp	A/Pos	T/Pos	Remark	Freq	Level	Line	Level	Factor	Loss	Factor		MHz	dBuV/m	dB	dBuV/m	dB	dB	dB	cm deg	1	2475.00	96.58	42.58	54.00	95.56	30.83	4.92 34.81 393 312 Average
Over	Limit	ReadAntenna	Cable	Preamp	A/Pos	T/Pos	Remark																																																											
Freq	Level	Line	Level	Factor	Loss	Factor																																																												
MHz	dBuV/m	dB	dBuV/m	dB	dB	dB	cm deg																																																											
1	2483.52	39.31	-14.69	54.00	38.37	30.83	4.92 34.81 393 312 Average																																																											
Over	Limit	ReadAntenna	Cable	Preamp	A/Pos	T/Pos	Remark																																																											
Freq	Level	Line	Level	Factor	Loss	Factor																																																												
MHz	dBuV/m	dB	dBuV/m	dB	dB	dB	cm deg																																																											
1	2475.00	96.58	42.58	54.00	95.56	30.83	4.92 34.81 393 312 Average																																																											



2.4GHz 2400~2483.5MHz Band Edge @ 3m																																																																				
802.11b CH03 & BLE 1M CH29& Zigbee CH25& Lora DTS SF11 500Khz CH16																																																																				
Co-location																																																																				
	Vertical	Fundamental																																																																		
<b>Peak</b>	<p>Date: 7 Date: 2023-10-14</p> <p>Level (dBuV/m) vs Frequency (MHz) plot showing a peak at 2484 MHz. The peak level is approximately 105 dBuV/m. A red horizontal line indicates the limit at 75 dBuV/m. The peak is labeled 'PEAK_74'.</p> <table border="1"> <thead> <tr> <th>Over</th> <th>Limit</th> <th>ReadAntenna</th> <th>Cable</th> <th>Preamp</th> <th>A/Pos</th> <th>T/Pos</th> <th>Remark</th> </tr> <tr> <th>Freq</th> <th>Level</th> <th>Limit</th> <th>Line</th> <th>Level</th> <th>Factor</th> <th>Loss</th> <th>Factor</th> </tr> <tr> <th>MHz</th> <th>dBuV/m</th> <th>dB</th> <th>dBuV/m</th> <th>dBuV/m</th> <th>dB</th> <th>dB</th> <th>cm deg</th> </tr> </thead> <tbody> <tr> <td>1</td> <td>2484.04</td> <td>56.59</td> <td>-17.41</td> <td>74.00</td> <td>55.65</td> <td>30.83</td> <td>4.92 34.81 124</td> <td>75 Peak</td> </tr> </tbody> </table>	Over	Limit	ReadAntenna	Cable	Preamp	A/Pos	T/Pos	Remark	Freq	Level	Limit	Line	Level	Factor	Loss	Factor	MHz	dBuV/m	dB	dBuV/m	dBuV/m	dB	dB	cm deg	1	2484.04	56.59	-17.41	74.00	55.65	30.83	4.92 34.81 124	75 Peak	<p>Date: 5 Date: 2023-10-14</p> <p>Level (dBuV/m) vs Frequency (MHz) plot showing a peak at 2475 MHz. The peak level is approximately 105 dBuV/m. A red horizontal line indicates the limit at 75 dBuV/m. The peak is labeled 'PEAK_71'.</p> <table border="1"> <thead> <tr> <th>Over</th> <th>Limit</th> <th>ReadAntenna</th> <th>Cable</th> <th>Preamp</th> <th>A/Pos</th> <th>T/Pos</th> <th>Remark</th> </tr> <tr> <th>Freq</th> <th>Level</th> <th>Limit</th> <th>Line</th> <th>Level</th> <th>Factor</th> <th>Loss</th> <th>Factor</th> </tr> <tr> <th>MHz</th> <th>dBuV/m</th> <th>dB</th> <th>dBuV/m</th> <th>dBuV/m</th> <th>dB</th> <th>dB</th> <th>cm deg</th> </tr> </thead> <tbody> <tr> <td>1</td> <td>2475.00</td> <td>189.46</td> <td>35.46</td> <td>74.00</td> <td>188.52</td> <td>30.83</td> <td>4.92 34.81 124</td> <td>75 Peak</td> </tr> </tbody> </table>	Over	Limit	ReadAntenna	Cable	Preamp	A/Pos	T/Pos	Remark	Freq	Level	Limit	Line	Level	Factor	Loss	Factor	MHz	dBuV/m	dB	dBuV/m	dBuV/m	dB	dB	cm deg	1	2475.00	189.46	35.46	74.00	188.52	30.83	4.92 34.81 124	75 Peak
Over	Limit	ReadAntenna	Cable	Preamp	A/Pos	T/Pos	Remark																																																													
Freq	Level	Limit	Line	Level	Factor	Loss	Factor																																																													
MHz	dBuV/m	dB	dBuV/m	dBuV/m	dB	dB	cm deg																																																													
1	2484.04	56.59	-17.41	74.00	55.65	30.83	4.92 34.81 124	75 Peak																																																												
Over	Limit	ReadAntenna	Cable	Preamp	A/Pos	T/Pos	Remark																																																													
Freq	Level	Limit	Line	Level	Factor	Loss	Factor																																																													
MHz	dBuV/m	dB	dBuV/m	dBuV/m	dB	dB	cm deg																																																													
1	2475.00	189.46	35.46	74.00	188.52	30.83	4.92 34.81 124	75 Peak																																																												
<b>Avg.</b>	<p>Date: 8 Date: 2023-10-14</p> <p>Level (dBuV/m) vs Frequency (MHz) plot showing an average level at 2484 MHz. The average level is approximately 95 dBuV/m. A red horizontal line indicates the limit at 75 dBuV/m. The peak is labeled 'AVG_54'.</p> <table border="1"> <thead> <tr> <th>Over</th> <th>Limit</th> <th>ReadAntenna</th> <th>Cable</th> <th>Preamp</th> <th>A/Pos</th> <th>T/Pos</th> <th>Remark</th> </tr> <tr> <th>Freq</th> <th>Level</th> <th>Limit</th> <th>Line</th> <th>Level</th> <th>Factor</th> <th>Loss</th> <th>Factor</th> </tr> <tr> <th>MHz</th> <th>dBuV/m</th> <th>dB</th> <th>dBuV/m</th> <th>dBuV/m</th> <th>dB</th> <th>dB</th> <th>cm deg</th> </tr> </thead> <tbody> <tr> <td>1</td> <td>2483.52</td> <td>47.55</td> <td>-6.45</td> <td>54.00</td> <td>46.61</td> <td>30.83</td> <td>4.92 34.81 124</td> <td>75 Average</td> </tr> </tbody> </table>	Over	Limit	ReadAntenna	Cable	Preamp	A/Pos	T/Pos	Remark	Freq	Level	Limit	Line	Level	Factor	Loss	Factor	MHz	dBuV/m	dB	dBuV/m	dBuV/m	dB	dB	cm deg	1	2483.52	47.55	-6.45	54.00	46.61	30.83	4.92 34.81 124	75 Average	<p>Date: 6 Date: 2023-10-14</p> <p>Level (dBuV/m) vs Frequency (MHz) plot showing an average level at 2475 MHz. The average level is approximately 95 dBuV/m. A red horizontal line indicates the limit at 75 dBuV/m. The peak is labeled 'AVG_54'.</p> <table border="1"> <thead> <tr> <th>Over</th> <th>Limit</th> <th>ReadAntenna</th> <th>Cable</th> <th>Preamp</th> <th>A/Pos</th> <th>T/Pos</th> <th>Remark</th> </tr> <tr> <th>Freq</th> <th>Level</th> <th>Limit</th> <th>Line</th> <th>Level</th> <th>Factor</th> <th>Loss</th> <th>Factor</th> </tr> <tr> <th>MHz</th> <th>dBuV/m</th> <th>dB</th> <th>dBuV/m</th> <th>dBuV/m</th> <th>dB</th> <th>dB</th> <th>cm deg</th> </tr> </thead> <tbody> <tr> <td>1</td> <td>2475.00</td> <td>187.49</td> <td>53.49</td> <td>54.00</td> <td>186.55</td> <td>30.83</td> <td>4.92 34.81 124</td> <td>75 Average</td> </tr> </tbody> </table>	Over	Limit	ReadAntenna	Cable	Preamp	A/Pos	T/Pos	Remark	Freq	Level	Limit	Line	Level	Factor	Loss	Factor	MHz	dBuV/m	dB	dBuV/m	dBuV/m	dB	dB	cm deg	1	2475.00	187.49	53.49	54.00	186.55	30.83	4.92 34.81 124	75 Average
Over	Limit	ReadAntenna	Cable	Preamp	A/Pos	T/Pos	Remark																																																													
Freq	Level	Limit	Line	Level	Factor	Loss	Factor																																																													
MHz	dBuV/m	dB	dBuV/m	dBuV/m	dB	dB	cm deg																																																													
1	2483.52	47.55	-6.45	54.00	46.61	30.83	4.92 34.81 124	75 Average																																																												
Over	Limit	ReadAntenna	Cable	Preamp	A/Pos	T/Pos	Remark																																																													
Freq	Level	Limit	Line	Level	Factor	Loss	Factor																																																													
MHz	dBuV/m	dB	dBuV/m	dBuV/m	dB	dB	cm deg																																																													
1	2475.00	187.49	53.49	54.00	186.55	30.83	4.92 34.81 124	75 Average																																																												



Lora DTS SF11 500Khz CH16 (Band Edge @ 3m)

902.5~926.5 Band Edge @ 3m																																																																																																																
802.11b CH03 & BLE 1M CH29& Zigbee CH25& Lora DTS SF11 500Khz CH16																																																																																																																
Co-location																																																																																																																
	Horizontal	Vertical																																																																																																														
Peak	<p>Date: 1 Date: 2023-10-14</p> <table border="1"> <thead> <tr> <th>Peak</th> <th>Freq</th> <th>Level</th> <th>Over</th> <th>Limit</th> <th>ReadAntenna</th> <th>Cable</th> <th>Preamp</th> <th>A/Pos</th> <th>T/Pos</th> <th>Remark</th> </tr> <tr> <th></th> <th>MHz</th> <th>dBuV/m</th> <th>dB</th> <th>dBuV/m</th> <th>dB</th> <th>dB</th> <th>dB</th> <th>cm</th> <th>deg</th> <th></th> </tr> </thead> <tbody> <tr> <td>1</td> <td>874.87</td> <td>49.15</td> <td>-----</td> <td>51.61</td> <td>28.72</td> <td>3.12</td> <td>34.38</td> <td>100</td> <td></td> <td>53 Peak</td> </tr> <tr> <td>2</td> <td>914.59</td> <td>114.49</td> <td>-15.51</td> <td>139.00</td> <td>116.65</td> <td>28.96</td> <td>3.18</td> <td>34.38</td> <td>100</td> <td>53 Peak</td> </tr> <tr> <td>3</td> <td>954.41</td> <td>48.59</td> <td>-----</td> <td>49.82</td> <td>29.79</td> <td>3.27</td> <td>34.29</td> <td>100</td> <td></td> <td>53 Peak</td> </tr> </tbody> </table>	Peak	Freq	Level	Over	Limit	ReadAntenna	Cable	Preamp	A/Pos	T/Pos	Remark		MHz	dBuV/m	dB	dBuV/m	dB	dB	dB	cm	deg		1	874.87	49.15	-----	51.61	28.72	3.12	34.38	100		53 Peak	2	914.59	114.49	-15.51	139.00	116.65	28.96	3.18	34.38	100	53 Peak	3	954.41	48.59	-----	49.82	29.79	3.27	34.29	100		53 Peak	<p>Date: 2 Date: 2023-10-14</p> <table border="1"> <thead> <tr> <th>Peak</th> <th>Freq</th> <th>Level</th> <th>Over</th> <th>Limit</th> <th>ReadAntenna</th> <th>Cable</th> <th>Preamp</th> <th>A/Pos</th> <th>T/Pos</th> <th>Remark</th> </tr> <tr> <th></th> <th>MHz</th> <th>dBuV/m</th> <th>dB</th> <th>dBuV/m</th> <th>dB</th> <th>dB</th> <th>dB</th> <th>cm</th> <th>deg</th> <th></th> </tr> </thead> <tbody> <tr> <td>1</td> <td>874.87</td> <td>53.98</td> <td>-----</td> <td>56.42</td> <td>33.72</td> <td>3.12</td> <td>34.38</td> <td>100</td> <td></td> <td>76 Peak</td> </tr> <tr> <td>2</td> <td>914.59</td> <td>115.55</td> <td>-14.45</td> <td>139.00</td> <td>117.71</td> <td>28.96</td> <td>3.18</td> <td>34.38</td> <td>100</td> <td>76 Peak</td> </tr> <tr> <td>3</td> <td>954.41</td> <td>51.87</td> <td>-----</td> <td>53.18</td> <td>29.79</td> <td>3.27</td> <td>34.29</td> <td>100</td> <td></td> <td>76 Peak</td> </tr> </tbody> </table>	Peak	Freq	Level	Over	Limit	ReadAntenna	Cable	Preamp	A/Pos	T/Pos	Remark		MHz	dBuV/m	dB	dBuV/m	dB	dB	dB	cm	deg		1	874.87	53.98	-----	56.42	33.72	3.12	34.38	100		76 Peak	2	914.59	115.55	-14.45	139.00	117.71	28.96	3.18	34.38	100	76 Peak	3	954.41	51.87	-----	53.18	29.79	3.27	34.29	100		76 Peak
Peak	Freq	Level	Over	Limit	ReadAntenna	Cable	Preamp	A/Pos	T/Pos	Remark																																																																																																						
	MHz	dBuV/m	dB	dBuV/m	dB	dB	dB	cm	deg																																																																																																							
1	874.87	49.15	-----	51.61	28.72	3.12	34.38	100		53 Peak																																																																																																						
2	914.59	114.49	-15.51	139.00	116.65	28.96	3.18	34.38	100	53 Peak																																																																																																						
3	954.41	48.59	-----	49.82	29.79	3.27	34.29	100		53 Peak																																																																																																						
Peak	Freq	Level	Over	Limit	ReadAntenna	Cable	Preamp	A/Pos	T/Pos	Remark																																																																																																						
	MHz	dBuV/m	dB	dBuV/m	dB	dB	dB	cm	deg																																																																																																							
1	874.87	53.98	-----	56.42	33.72	3.12	34.38	100		76 Peak																																																																																																						
2	914.59	115.55	-14.45	139.00	117.71	28.96	3.18	34.38	100	76 Peak																																																																																																						
3	954.41	51.87	-----	53.18	29.79	3.27	34.29	100		76 Peak																																																																																																						



802.11b CH03 & BLE 1M CH29 & Zigbee CH25 & Lora DTS SF11 500Khz CH16

(Harmonic @ 3m)

(Harmonic @ 3m)																																																																																																																																																																																																									
802.11b CH03 & BLE 1M CH29 & Zigbee CH25 & Lora DTS SF11 500Khz CH16																																																																																																																																																																																																									
Co-location																																																																																																																																																																																																									
Horizontal	Vertical																																																																																																																																																																																																								
<p><b>Peak</b></p> <table border="1"> <thead> <tr> <th>Peak</th> <th>Freq (MHz)</th> <th>Level (dBm/100m)</th> <th>Over Level (dB)</th> <th>Limit (dBm/100m)</th> <th>ReadAntenna Loss Factor</th> <th>Cable Loss Factor</th> <th>Preamp A/Pos</th> <th>T/Pos</th> <th>Remark</th> </tr> </thead> <tbody> <tr><td>1</td><td>1325.00</td><td>45.00</td><td>-20.02</td><td>74.00</td><td>47.45</td><td>29.60</td><td>4.22</td><td>35.28</td><td>--- Peak</td></tr> <tr><td>2</td><td>2745.50</td><td>49.71</td><td>-24.29</td><td>74.00</td><td>47.48</td><td>31.00</td><td>5.24</td><td>34.61</td><td>--- Peak</td></tr> <tr><td>3</td><td>4044.00</td><td>54.22</td><td>-19.78</td><td>74.00</td><td>69.07</td><td>34.20</td><td>7.76</td><td>57.49</td><td>121 Peak</td></tr> <tr><td>4</td><td>4044.00</td><td>50.03</td><td>-11.25</td><td>54.00</td><td>66.30</td><td>34.20</td><td>7.76</td><td>57.49</td><td>121 20 Average</td></tr> <tr><td>5</td><td>4920.00</td><td>41.54</td><td>-32.46</td><td>74.00</td><td>56.09</td><td>34.40</td><td>7.00</td><td>57.55</td><td>--- Peak</td></tr> <tr><td>6</td><td>4920.00</td><td>46.48</td><td>-27.52</td><td>74.00</td><td>61.81</td><td>34.43</td><td>7.00</td><td>57.56</td><td>--- Peak</td></tr> <tr><td>7</td><td>7266.00</td><td>43.37</td><td>-30.63</td><td>74.00</td><td>58.01</td><td>35.44</td><td>8.83</td><td>58.91</td><td>--- Peak</td></tr> <tr><td>8</td><td>7300.00</td><td>42.37</td><td>-31.63</td><td>74.00</td><td>56.00</td><td>35.42</td><td>8.20</td><td>58.95</td><td>--- Peak</td></tr> <tr><td>9</td><td>7425.00</td><td>43.76</td><td>-30.24</td><td>74.00</td><td>58.13</td><td>35.41</td><td>9.19</td><td>58.97</td><td>--- Peak</td></tr> </tbody> </table>	Peak	Freq (MHz)	Level (dBm/100m)	Over Level (dB)	Limit (dBm/100m)	ReadAntenna Loss Factor	Cable Loss Factor	Preamp A/Pos	T/Pos	Remark	1	1325.00	45.00	-20.02	74.00	47.45	29.60	4.22	35.28	--- Peak	2	2745.50	49.71	-24.29	74.00	47.48	31.00	5.24	34.61	--- Peak	3	4044.00	54.22	-19.78	74.00	69.07	34.20	7.76	57.49	121 Peak	4	4044.00	50.03	-11.25	54.00	66.30	34.20	7.76	57.49	121 20 Average	5	4920.00	41.54	-32.46	74.00	56.09	34.40	7.00	57.55	--- Peak	6	4920.00	46.48	-27.52	74.00	61.81	34.43	7.00	57.56	--- Peak	7	7266.00	43.37	-30.63	74.00	58.01	35.44	8.83	58.91	--- Peak	8	7300.00	42.37	-31.63	74.00	56.00	35.42	8.20	58.95	--- Peak	9	7425.00	43.76	-30.24	74.00	58.13	35.41	9.19	58.97	--- Peak	<table border="1"> <thead> <tr> <th>Peak</th> <th>Freq (MHz)</th> <th>Level (dBm/100m)</th> <th>Over Level (dB)</th> <th>Limit (dBm/100m)</th> <th>ReadAntenna Loss Factor</th> <th>Cable Loss Factor</th> <th>Preamp A/Pos</th> <th>T/Pos</th> <th>Remark</th> </tr> </thead> <tbody> <tr><td>1</td><td>1325.00</td><td>45.13</td><td>-20.07</td><td>74.00</td><td>46.00</td><td>29.60</td><td>4.22</td><td>35.28</td><td>--- Peak</td></tr> <tr><td>2</td><td>2743.50</td><td>49.85</td><td>-24.15</td><td>74.00</td><td>47.82</td><td>31.00</td><td>5.24</td><td>34.61</td><td>--- Peak</td></tr> <tr><td>3</td><td>4044.00</td><td>51.20</td><td>-22.75</td><td>74.00</td><td>66.70</td><td>34.20</td><td>7.76</td><td>57.49</td><td>145 339 Peak</td></tr> <tr><td>4</td><td>4044.00</td><td>45.97</td><td>-18.03</td><td>54.00</td><td>61.42</td><td>34.20</td><td>7.76</td><td>57.49</td><td>145 339 Average</td></tr> <tr><td>5</td><td>4920.00</td><td>41.87</td><td>-32.93</td><td>74.00</td><td>56.82</td><td>34.40</td><td>7.00</td><td>57.55</td><td>--- Peak</td></tr> <tr><td>6</td><td>4920.00</td><td>46.55</td><td>-27.45</td><td>74.00</td><td>61.80</td><td>34.43</td><td>7.00</td><td>57.56</td><td>--- Peak</td></tr> <tr><td>7</td><td>7266.00</td><td>43.27</td><td>-30.73</td><td>74.00</td><td>57.91</td><td>35.44</td><td>8.83</td><td>58.91</td><td>--- Peak</td></tr> <tr><td>8</td><td>7300.00</td><td>43.26</td><td>-30.78</td><td>74.00</td><td>57.95</td><td>35.42</td><td>8.20</td><td>58.95</td><td>--- Peak</td></tr> <tr><td>9</td><td>7425.00</td><td>43.57</td><td>-30.43</td><td>74.00</td><td>57.94</td><td>35.41</td><td>9.19</td><td>58.97</td><td>--- Peak</td></tr> </tbody> </table>	Peak	Freq (MHz)	Level (dBm/100m)	Over Level (dB)	Limit (dBm/100m)	ReadAntenna Loss Factor	Cable Loss Factor	Preamp A/Pos	T/Pos	Remark	1	1325.00	45.13	-20.07	74.00	46.00	29.60	4.22	35.28	--- Peak	2	2743.50	49.85	-24.15	74.00	47.82	31.00	5.24	34.61	--- Peak	3	4044.00	51.20	-22.75	74.00	66.70	34.20	7.76	57.49	145 339 Peak	4	4044.00	45.97	-18.03	54.00	61.42	34.20	7.76	57.49	145 339 Average	5	4920.00	41.87	-32.93	74.00	56.82	34.40	7.00	57.55	--- Peak	6	4920.00	46.55	-27.45	74.00	61.80	34.43	7.00	57.56	--- Peak	7	7266.00	43.27	-30.73	74.00	57.91	35.44	8.83	58.91	--- Peak	8	7300.00	43.26	-30.78	74.00	57.95	35.42	8.20	58.95	--- Peak	9	7425.00	43.57	-30.43	74.00	57.94	35.41	9.19	58.97	--- Peak
Peak	Freq (MHz)	Level (dBm/100m)	Over Level (dB)	Limit (dBm/100m)	ReadAntenna Loss Factor	Cable Loss Factor	Preamp A/Pos	T/Pos	Remark																																																																																																																																																																																																
1	1325.00	45.00	-20.02	74.00	47.45	29.60	4.22	35.28	--- Peak																																																																																																																																																																																																
2	2745.50	49.71	-24.29	74.00	47.48	31.00	5.24	34.61	--- Peak																																																																																																																																																																																																
3	4044.00	54.22	-19.78	74.00	69.07	34.20	7.76	57.49	121 Peak																																																																																																																																																																																																
4	4044.00	50.03	-11.25	54.00	66.30	34.20	7.76	57.49	121 20 Average																																																																																																																																																																																																
5	4920.00	41.54	-32.46	74.00	56.09	34.40	7.00	57.55	--- Peak																																																																																																																																																																																																
6	4920.00	46.48	-27.52	74.00	61.81	34.43	7.00	57.56	--- Peak																																																																																																																																																																																																
7	7266.00	43.37	-30.63	74.00	58.01	35.44	8.83	58.91	--- Peak																																																																																																																																																																																																
8	7300.00	42.37	-31.63	74.00	56.00	35.42	8.20	58.95	--- Peak																																																																																																																																																																																																
9	7425.00	43.76	-30.24	74.00	58.13	35.41	9.19	58.97	--- Peak																																																																																																																																																																																																
Peak	Freq (MHz)	Level (dBm/100m)	Over Level (dB)	Limit (dBm/100m)	ReadAntenna Loss Factor	Cable Loss Factor	Preamp A/Pos	T/Pos	Remark																																																																																																																																																																																																
1	1325.00	45.13	-20.07	74.00	46.00	29.60	4.22	35.28	--- Peak																																																																																																																																																																																																
2	2743.50	49.85	-24.15	74.00	47.82	31.00	5.24	34.61	--- Peak																																																																																																																																																																																																
3	4044.00	51.20	-22.75	74.00	66.70	34.20	7.76	57.49	145 339 Peak																																																																																																																																																																																																
4	4044.00	45.97	-18.03	54.00	61.42	34.20	7.76	57.49	145 339 Average																																																																																																																																																																																																
5	4920.00	41.87	-32.93	74.00	56.82	34.40	7.00	57.55	--- Peak																																																																																																																																																																																																
6	4920.00	46.55	-27.45	74.00	61.80	34.43	7.00	57.56	--- Peak																																																																																																																																																																																																
7	7266.00	43.27	-30.73	74.00	57.91	35.44	8.83	58.91	--- Peak																																																																																																																																																																																																
8	7300.00	43.26	-30.78	74.00	57.95	35.42	8.20	58.95	--- Peak																																																																																																																																																																																																
9	7425.00	43.57	-30.43	74.00	57.94	35.41	9.19	58.97	--- Peak																																																																																																																																																																																																





Mode 4 802.11b CH08 & BLE 1M CH01 & Zigbee CH25 & Lora DTS SF11 500Khz CH16

802.11b CH08 (Band Edge @ 3m)

2.4GHz 2400~2483.5MHz Band Edge @ 3m		
802.11b CH08 & BLE 1M CH01 & Zigbee CH25 & Lora DTS SF11 500Khz CH16		
Co-location		
	Horizontal	Fundamental
Peak	<p>Data: 1 Level (dBuV/m) Date: 2023-10-14</p> <p>1 2329.36 59.64 -23.36 74.00 59.85 39.73 4.73 34.87 340 360 Peak</p>	<p>Data: 3 Level (dBuV/m) Date: 2023-10-14</p> <p>1 * 2447.00 106.26 32.26 74.00 105.52 39.70 4.86 34.82 340 360 Peak</p>
Avg.	<p>Data: 2 Level (dBuV/m) Date: 2023-10-14</p> <p>1 2378.88 39.57 -14.43 54.00 39.82 39.63 4.77 34.85 340 360 Average</p>	<p>Data: 4 Level (dBuV/m) Date: 2023-10-14</p> <p>1 * 2447.00 103.04 49.84 54.00 102.30 39.70 4.86 34.82 340 360 Average</p>



		2.4GHz 2400~2483.5MHz Band Edge @ 3m																															
		802.11b CH08 & BLE 1M CH01 & Zigbee CH25 & Lora DTS SF11 500Khz CH16																															
		Co-location																															
	Horizontal	Fundamental																															
Peak	<table border="1"> <thead> <tr> <th>Freq</th> <th>Level</th> <th>Over Limit</th> <th>List Line</th> <th>ReadAntenna Level Factor</th> <th>Cable Loss Factor</th> <th>Preamp Loss Factor</th> <th>A/Pos</th> <th>T/Pos</th> <th>Remark</th> </tr> <tr> <th>MHz</th> <th>dBuV/m</th> <th>dB</th> <th>dBuV/m</th> <th>dBuV/m</th> <th>dB</th> <th>dB</th> <th>cm</th> <th>deg</th> <th></th> </tr> </thead> <tbody> <tr> <td>1 2483.69</td> <td>58.87</td> <td>-23.93</td> <td>74.00</td> <td>49.13</td> <td>38.83</td> <td>4.92</td> <td>34.81</td> <td>340</td> <td>360 Peak</td> </tr> </tbody> </table>	Freq	Level	Over Limit	List Line	ReadAntenna Level Factor	Cable Loss Factor	Preamp Loss Factor	A/Pos	T/Pos	Remark	MHz	dBuV/m	dB	dBuV/m	dBuV/m	dB	dB	cm	deg		1 2483.69	58.87	-23.93	74.00	49.13	38.83	4.92	34.81	340	360 Peak		
Freq	Level	Over Limit	List Line	ReadAntenna Level Factor	Cable Loss Factor	Preamp Loss Factor	A/Pos	T/Pos	Remark																								
MHz	dBuV/m	dB	dBuV/m	dBuV/m	dB	dB	cm	deg																									
1 2483.69	58.87	-23.93	74.00	49.13	38.83	4.92	34.81	340	360 Peak																								
Avg.	<table border="1"> <thead> <tr> <th>Freq</th> <th>Level</th> <th>Over Limit</th> <th>List Line</th> <th>ReadAntenna Level Factor</th> <th>Cable Loss Factor</th> <th>Preamp Loss Factor</th> <th>A/Pos</th> <th>T/Pos</th> <th>Remark</th> </tr> <tr> <th>MHz</th> <th>dBuV/m</th> <th>dB</th> <th>dBuV/m</th> <th>dBuV/m</th> <th>dB</th> <th>dB</th> <th>cm</th> <th>deg</th> <th></th> </tr> </thead> <tbody> <tr> <td>1 2483.50</td> <td>41.78</td> <td>-12.22</td> <td>54.00</td> <td>48.84</td> <td>38.83</td> <td>4.92</td> <td>34.81</td> <td>340</td> <td>360 Average</td> </tr> </tbody> </table>	Freq	Level	Over Limit	List Line	ReadAntenna Level Factor	Cable Loss Factor	Preamp Loss Factor	A/Pos	T/Pos	Remark	MHz	dBuV/m	dB	dBuV/m	dBuV/m	dB	dB	cm	deg		1 2483.50	41.78	-12.22	54.00	48.84	38.83	4.92	34.81	340	360 Average		
Freq	Level	Over Limit	List Line	ReadAntenna Level Factor	Cable Loss Factor	Preamp Loss Factor	A/Pos	T/Pos	Remark																								
MHz	dBuV/m	dB	dBuV/m	dBuV/m	dB	dB	cm	deg																									
1 2483.50	41.78	-12.22	54.00	48.84	38.83	4.92	34.81	340	360 Average																								



2.4GHz 2400~2483.5MHz Band Edge @ 3m																																																																												
802.11b CH08 & BLE 1M CH01 & Zigbee CH25 & Lora DTS SF11 500Khz CH16																																																																												
Co-location																																																																												
	Vertical	Fundamental																																																																										
Peak	<p>Date: 7 Date: 2023-10-14</p> <table border="1"> <thead> <tr> <th>Over</th> <th>Limit</th> <th>ReadAntenna</th> <th>Cable</th> <th>Preamp</th> <th>A/Pos</th> <th>T/Pos</th> <th>Remark</th> </tr> <tr> <th>Freq</th> <th>Level</th> <th>Limit</th> <th>Line</th> <th>Level</th> <th>Factor</th> <th>Loss</th> <th>Factor</th> </tr> <tr> <th>MHz</th> <th>dBuV/m</th> <th>dB</th> <th>dBuV/m</th> <th>dBuV/m</th> <th>dB</th> <th>dB</th> <th>cm</th> <th>deg</th> </tr> </thead> <tbody> <tr> <td>1</td> <td>2368.94</td> <td>49.58</td> <td>-24.42</td> <td>74.00</td> <td>49.83</td> <td>30.63</td> <td>4.77</td> <td>34.85</td> <td>161</td> <td>12</td> <td>Peak</td> </tr> </tbody> </table>	Over	Limit	ReadAntenna	Cable	Preamp	A/Pos	T/Pos	Remark	Freq	Level	Limit	Line	Level	Factor	Loss	Factor	MHz	dBuV/m	dB	dBuV/m	dBuV/m	dB	dB	cm	deg	1	2368.94	49.58	-24.42	74.00	49.83	30.63	4.77	34.85	161	12	Peak	<p>Date: 9 Date: 2023-10-14</p> <table border="1"> <thead> <tr> <th>Over</th> <th>Limit</th> <th>ReadAntenna</th> <th>Cable</th> <th>Preamp</th> <th>A/Pos</th> <th>T/Pos</th> <th>Remark</th> </tr> <tr> <th>Freq</th> <th>Level</th> <th>Limit</th> <th>Line</th> <th>Level</th> <th>Factor</th> <th>Loss</th> <th>Factor</th> </tr> <tr> <th>MHz</th> <th>dBuV/m</th> <th>dB</th> <th>dBuV/m</th> <th>dBuV/m</th> <th>dB</th> <th>dB</th> <th>cm</th> <th>deg</th> </tr> </thead> <tbody> <tr> <td>1 *</td> <td>2447.00</td> <td>118.85</td> <td>36.85</td> <td>74.00</td> <td>118.11</td> <td>38.78</td> <td>4.86</td> <td>34.82</td> <td>161</td> <td>12</td> <td>Peak</td> </tr> </tbody> </table>	Over	Limit	ReadAntenna	Cable	Preamp	A/Pos	T/Pos	Remark	Freq	Level	Limit	Line	Level	Factor	Loss	Factor	MHz	dBuV/m	dB	dBuV/m	dBuV/m	dB	dB	cm	deg	1 *	2447.00	118.85	36.85	74.00	118.11	38.78	4.86	34.82	161	12	Peak
Over	Limit	ReadAntenna	Cable	Preamp	A/Pos	T/Pos	Remark																																																																					
Freq	Level	Limit	Line	Level	Factor	Loss	Factor																																																																					
MHz	dBuV/m	dB	dBuV/m	dBuV/m	dB	dB	cm	deg																																																																				
1	2368.94	49.58	-24.42	74.00	49.83	30.63	4.77	34.85	161	12	Peak																																																																	
Over	Limit	ReadAntenna	Cable	Preamp	A/Pos	T/Pos	Remark																																																																					
Freq	Level	Limit	Line	Level	Factor	Loss	Factor																																																																					
MHz	dBuV/m	dB	dBuV/m	dBuV/m	dB	dB	cm	deg																																																																				
1 *	2447.00	118.85	36.85	74.00	118.11	38.78	4.86	34.82	161	12	Peak																																																																	
Avg.	<p>Date: 8 Date: 2023-10-14</p> <table border="1"> <thead> <tr> <th>Over</th> <th>Limit</th> <th>ReadAntenna</th> <th>Cable</th> <th>Preamp</th> <th>A/Pos</th> <th>T/Pos</th> <th>Remark</th> </tr> <tr> <th>Freq</th> <th>Level</th> <th>Limit</th> <th>Line</th> <th>Level</th> <th>Factor</th> <th>Loss</th> <th>Factor</th> </tr> <tr> <th>MHz</th> <th>dBuV/m</th> <th>dB</th> <th>dBuV/m</th> <th>dBuV/m</th> <th>dB</th> <th>dB</th> <th>cm</th> <th>deg</th> </tr> </thead> <tbody> <tr> <td>1</td> <td>2370.00</td> <td>39.56</td> <td>-14.44</td> <td>54.00</td> <td>39.81</td> <td>30.63</td> <td>4.77</td> <td>34.85</td> <td>161</td> <td>12</td> <td>Average</td> </tr> </tbody> </table>	Over	Limit	ReadAntenna	Cable	Preamp	A/Pos	T/Pos	Remark	Freq	Level	Limit	Line	Level	Factor	Loss	Factor	MHz	dBuV/m	dB	dBuV/m	dBuV/m	dB	dB	cm	deg	1	2370.00	39.56	-14.44	54.00	39.81	30.63	4.77	34.85	161	12	Average	<p>Date: 10 Date: 2023-10-14</p> <table border="1"> <thead> <tr> <th>Over</th> <th>Limit</th> <th>ReadAntenna</th> <th>Cable</th> <th>Preamp</th> <th>A/Pos</th> <th>T/Pos</th> <th>Remark</th> </tr> <tr> <th>Freq</th> <th>Level</th> <th>Limit</th> <th>Line</th> <th>Level</th> <th>Factor</th> <th>Loss</th> <th>Factor</th> </tr> <tr> <th>MHz</th> <th>dBuV/m</th> <th>dB</th> <th>dBuV/m</th> <th>dBuV/m</th> <th>dB</th> <th>dB</th> <th>cm</th> <th>deg</th> </tr> </thead> <tbody> <tr> <td>1 *</td> <td>2447.00</td> <td>187.87</td> <td>53.87</td> <td>54.00</td> <td>187.13</td> <td>38.78</td> <td>4.86</td> <td>34.82</td> <td>161</td> <td>12</td> <td>Average</td> </tr> </tbody> </table>	Over	Limit	ReadAntenna	Cable	Preamp	A/Pos	T/Pos	Remark	Freq	Level	Limit	Line	Level	Factor	Loss	Factor	MHz	dBuV/m	dB	dBuV/m	dBuV/m	dB	dB	cm	deg	1 *	2447.00	187.87	53.87	54.00	187.13	38.78	4.86	34.82	161	12	Average
Over	Limit	ReadAntenna	Cable	Preamp	A/Pos	T/Pos	Remark																																																																					
Freq	Level	Limit	Line	Level	Factor	Loss	Factor																																																																					
MHz	dBuV/m	dB	dBuV/m	dBuV/m	dB	dB	cm	deg																																																																				
1	2370.00	39.56	-14.44	54.00	39.81	30.63	4.77	34.85	161	12	Average																																																																	
Over	Limit	ReadAntenna	Cable	Preamp	A/Pos	T/Pos	Remark																																																																					
Freq	Level	Limit	Line	Level	Factor	Loss	Factor																																																																					
MHz	dBuV/m	dB	dBuV/m	dBuV/m	dB	dB	cm	deg																																																																				
1 *	2447.00	187.87	53.87	54.00	187.13	38.78	4.86	34.82	161	12	Average																																																																	



		2.4GHz 2400~2483.5MHz Band Edge @ 3m																																					
		802.11b CH08 & BLE 1M CH01 & Zigbee CH25 & Lora DTS SF11 500Khz CH16																																					
		Co-location																																					
	Vertical	Fundamental																																					
Peak	<p>Date: 11 Date: 2023-10-14</p> <table border="1"> <thead> <tr> <th>Over</th> <th>Limit</th> <th>ReadAntenna</th> <th>Cable</th> <th>Preamp</th> <th>A/Pos</th> <th>T/Pos</th> <th>Remark</th> </tr> <tr> <th>Freq</th> <th>Level</th> <th>Limit</th> <th>Level</th> <th>Factor</th> <th>Loss</th> <th>Factor</th> <th></th> </tr> <tr> <th>MHz</th> <th>dBuV/m</th> <th>dB</th> <th>dBuV/m</th> <th>dB</th> <th>dB</th> <th>cm</th> <th>deg</th> </tr> </thead> <tbody> <tr> <td>1</td> <td>2485.51</td> <td>52.23</td> <td>-21.77</td> <td>74.00</td> <td>51.29</td> <td>30.83</td> <td>4.92</td> <td>34.81</td> <td>161</td> <td>12</td> <td>Peak</td> </tr> </tbody> </table>	Over	Limit	ReadAntenna	Cable	Preamp	A/Pos	T/Pos	Remark	Freq	Level	Limit	Level	Factor	Loss	Factor		MHz	dBuV/m	dB	dBuV/m	dB	dB	cm	deg	1	2485.51	52.23	-21.77	74.00	51.29	30.83	4.92	34.81	161	12	Peak		
Over	Limit	ReadAntenna	Cable	Preamp	A/Pos	T/Pos	Remark																																
Freq	Level	Limit	Level	Factor	Loss	Factor																																	
MHz	dBuV/m	dB	dBuV/m	dB	dB	cm	deg																																
1	2485.51	52.23	-21.77	74.00	51.29	30.83	4.92	34.81	161	12	Peak																												
Avg.	<p>Date: 12 Date: 2023-10-14</p> <table border="1"> <thead> <tr> <th>Over</th> <th>Limit</th> <th>ReadAntenna</th> <th>Cable</th> <th>Preamp</th> <th>A/Pos</th> <th>T/Pos</th> <th>Remark</th> </tr> <tr> <th>Freq</th> <th>Level</th> <th>Limit</th> <th>Level</th> <th>Factor</th> <th>Loss</th> <th>Factor</th> <th></th> </tr> <tr> <th>MHz</th> <th>dBuV/m</th> <th>dB</th> <th>dBuV/m</th> <th>dB</th> <th>dB</th> <th>cm</th> <th>deg</th> </tr> </thead> <tbody> <tr> <td>1</td> <td>2485.53</td> <td>40.44</td> <td>-13.56</td> <td>54.00</td> <td>39.50</td> <td>30.83</td> <td>4.92</td> <td>34.81</td> <td>161</td> <td>12</td> <td>Average</td> </tr> </tbody> </table>	Over	Limit	ReadAntenna	Cable	Preamp	A/Pos	T/Pos	Remark	Freq	Level	Limit	Level	Factor	Loss	Factor		MHz	dBuV/m	dB	dBuV/m	dB	dB	cm	deg	1	2485.53	40.44	-13.56	54.00	39.50	30.83	4.92	34.81	161	12	Average		
Over	Limit	ReadAntenna	Cable	Preamp	A/Pos	T/Pos	Remark																																
Freq	Level	Limit	Level	Factor	Loss	Factor																																	
MHz	dBuV/m	dB	dBuV/m	dB	dB	cm	deg																																
1	2485.53	40.44	-13.56	54.00	39.50	30.83	4.92	34.81	161	12	Average																												



BLE 1M CH01 (Band Edge @ 3m)

2.4GHz 2400~2483.5MHz Band Edge @ 3m																																																																		
802.11b CH08 & BLE 1M CH01 & Zigbee CH25 & Lora DTS SF11 500Khz CH16																																																																		
Co-location																																																																		
	Horizontal	Fundamental																																																																
Peak	<p>Date: 1 Level (dBuV/m)</p> <p>Date: 2023-10-14</p> <table border="1"> <thead> <tr> <th>Over</th> <th>Limit</th> <th>ReadAntenna</th> <th>Cable</th> <th>Preamp</th> <th>A/Pos</th> <th>T/Pos</th> <th>Remark</th> </tr> <tr> <th>Freq</th> <th>Level</th> <th>Line</th> <th>Level</th> <th>Factor</th> <th>Loss</th> <th>Factor</th> <th></th> </tr> <tr> <th>MHz</th> <th>dBuV/m</th> <th>dB</th> <th>dBuV/m</th> <th>dB</th> <th>dB</th> <th>dB</th> <th>cm deg</th> </tr> </thead> <tbody> <tr> <td>1</td> <td>2361.24</td> <td>49.31</td> <td>-24.19</td> <td>74.00</td> <td>49.22</td> <td>30.67</td> <td>4.77 34.85 209 35 Peak</td> </tr> </tbody> </table>	Over	Limit	ReadAntenna	Cable	Preamp	A/Pos	T/Pos	Remark	Freq	Level	Line	Level	Factor	Loss	Factor		MHz	dBuV/m	dB	dBuV/m	dB	dB	dB	cm deg	1	2361.24	49.31	-24.19	74.00	49.22	30.67	4.77 34.85 209 35 Peak	<p>Date: 3 Level (dBuV/m)</p> <p>Date: 2023-10-14</p> <table border="1"> <thead> <tr> <th>Over</th> <th>Limit</th> <th>ReadAntenna</th> <th>Cable</th> <th>Preamp</th> <th>A/Pos</th> <th>T/Pos</th> <th>Remark</th> </tr> <tr> <th>Freq</th> <th>Level</th> <th>Line</th> <th>Level</th> <th>Factor</th> <th>Loss</th> <th>Factor</th> <th></th> </tr> <tr> <th>MHz</th> <th>dBuV/m</th> <th>dB</th> <th>dBuV/m</th> <th>dB</th> <th>dB</th> <th>dB</th> <th>cm deg</th> </tr> </thead> <tbody> <tr> <td>1 *</td> <td>2484.00</td> <td>101.05</td> <td>27.05</td> <td>74.00</td> <td>100.45</td> <td>30.63</td> <td>4.81 34.84 209 35 Peak</td> </tr> </tbody> </table>	Over	Limit	ReadAntenna	Cable	Preamp	A/Pos	T/Pos	Remark	Freq	Level	Line	Level	Factor	Loss	Factor		MHz	dBuV/m	dB	dBuV/m	dB	dB	dB	cm deg	1 *	2484.00	101.05	27.05	74.00	100.45	30.63	4.81 34.84 209 35 Peak
Over	Limit	ReadAntenna	Cable	Preamp	A/Pos	T/Pos	Remark																																																											
Freq	Level	Line	Level	Factor	Loss	Factor																																																												
MHz	dBuV/m	dB	dBuV/m	dB	dB	dB	cm deg																																																											
1	2361.24	49.31	-24.19	74.00	49.22	30.67	4.77 34.85 209 35 Peak																																																											
Over	Limit	ReadAntenna	Cable	Preamp	A/Pos	T/Pos	Remark																																																											
Freq	Level	Line	Level	Factor	Loss	Factor																																																												
MHz	dBuV/m	dB	dBuV/m	dB	dB	dB	cm deg																																																											
1 *	2484.00	101.05	27.05	74.00	100.45	30.63	4.81 34.84 209 35 Peak																																																											
Avg.	<p>Date: 2 Level (dBuV/m)</p> <p>Date: 2023-10-14</p> <table border="1"> <thead> <tr> <th>Over</th> <th>Limit</th> <th>ReadAntenna</th> <th>Cable</th> <th>Preamp</th> <th>A/Pos</th> <th>T/Pos</th> <th>Remark</th> </tr> <tr> <th>Freq</th> <th>Level</th> <th>Line</th> <th>Level</th> <th>Factor</th> <th>Loss</th> <th>Factor</th> <th></th> </tr> <tr> <th>MHz</th> <th>dBuV/m</th> <th>dB</th> <th>dBuV/m</th> <th>dB</th> <th>dB</th> <th>dB</th> <th>cm deg</th> </tr> </thead> <tbody> <tr> <td>1</td> <td>2378.57</td> <td>38.59</td> <td>-15.41</td> <td>54.00</td> <td>38.04</td> <td>30.63</td> <td>4.77 34.85 209 35 Average</td> </tr> </tbody> </table>	Over	Limit	ReadAntenna	Cable	Preamp	A/Pos	T/Pos	Remark	Freq	Level	Line	Level	Factor	Loss	Factor		MHz	dBuV/m	dB	dBuV/m	dB	dB	dB	cm deg	1	2378.57	38.59	-15.41	54.00	38.04	30.63	4.77 34.85 209 35 Average	<p>Date: 4 Level (dBuV/m)</p> <p>Date: 2023-10-14</p> <table border="1"> <thead> <tr> <th>Over</th> <th>Limit</th> <th>ReadAntenna</th> <th>Cable</th> <th>Preamp</th> <th>A/Pos</th> <th>T/Pos</th> <th>Remark</th> </tr> <tr> <th>Freq</th> <th>Level</th> <th>Line</th> <th>Level</th> <th>Factor</th> <th>Loss</th> <th>Factor</th> <th></th> </tr> <tr> <th>MHz</th> <th>dBuV/m</th> <th>dB</th> <th>dBuV/m</th> <th>dB</th> <th>dB</th> <th>dB</th> <th>cm deg</th> </tr> </thead> <tbody> <tr> <td>1 *</td> <td>2484.00</td> <td>99.97</td> <td>45.97</td> <td>54.00</td> <td>99.37</td> <td>30.63</td> <td>4.81 34.84 209 35 Peak</td> </tr> </tbody> </table>	Over	Limit	ReadAntenna	Cable	Preamp	A/Pos	T/Pos	Remark	Freq	Level	Line	Level	Factor	Loss	Factor		MHz	dBuV/m	dB	dBuV/m	dB	dB	dB	cm deg	1 *	2484.00	99.97	45.97	54.00	99.37	30.63	4.81 34.84 209 35 Peak
Over	Limit	ReadAntenna	Cable	Preamp	A/Pos	T/Pos	Remark																																																											
Freq	Level	Line	Level	Factor	Loss	Factor																																																												
MHz	dBuV/m	dB	dBuV/m	dB	dB	dB	cm deg																																																											
1	2378.57	38.59	-15.41	54.00	38.04	30.63	4.77 34.85 209 35 Average																																																											
Over	Limit	ReadAntenna	Cable	Preamp	A/Pos	T/Pos	Remark																																																											
Freq	Level	Line	Level	Factor	Loss	Factor																																																												
MHz	dBuV/m	dB	dBuV/m	dB	dB	dB	cm deg																																																											
1 *	2484.00	99.97	45.97	54.00	99.37	30.63	4.81 34.84 209 35 Peak																																																											



		2.4GHz 2400~2483.5MHz Band Edge @ 3m																																																																										
		802.11b CH08 & BLE 1M CH01 & Zigbee CH25 & Lora DTS SF11 500Khz CH16																																																																										
		Co-location																																																																										
		Vertical	Fundamental																																																																									
Peak	<p>Date: 5 Level (dBuV/m) Date: 2023-10-14</p> <table border="1"> <thead> <tr> <th>Over</th> <th>Limit</th> <th>ReadAntenna</th> <th>Cable</th> <th>Preamp</th> <th>A/Pos</th> <th>T/Pos</th> <th>Remark</th> </tr> <tr> <th>Freq</th> <th>Level</th> <th>Limit</th> <th>Line</th> <th>Level</th> <th>Factor</th> <th>Loss</th> <th>Factor</th> </tr> <tr> <th>MHz</th> <th>dBuV/m</th> <th>dB</th> <th>dBuV/m</th> <th>dBuV/m</th> <th>dB</th> <th>dB</th> <th>cm</th> <th>deg</th> </tr> </thead> <tbody> <tr> <td>1</td> <td>2384.83</td> <td>48.89</td> <td>-25.11</td> <td>74.00</td> <td>48.34</td> <td>38.63</td> <td>4.77</td> <td>34.85</td> <td>176</td> <td>328</td> <td>Peak</td> </tr> </tbody> </table>	Over	Limit	ReadAntenna	Cable	Preamp	A/Pos	T/Pos	Remark	Freq	Level	Limit	Line	Level	Factor	Loss	Factor	MHz	dBuV/m	dB	dBuV/m	dBuV/m	dB	dB	cm	deg	1	2384.83	48.89	-25.11	74.00	48.34	38.63	4.77	34.85	176	328	Peak	<p>Date: 7 Level (dBuV/m) Date: 2023-10-14</p> <table border="1"> <thead> <tr> <th>Over</th> <th>Limit</th> <th>ReadAntenna</th> <th>Cable</th> <th>Preamp</th> <th>A/Pos</th> <th>T/Pos</th> <th>Remark</th> </tr> <tr> <th>Freq</th> <th>Level</th> <th>Limit</th> <th>Line</th> <th>Level</th> <th>Factor</th> <th>Loss</th> <th>Factor</th> </tr> <tr> <th>MHz</th> <th>dBuV/m</th> <th>dB</th> <th>dBuV/m</th> <th>dBuV/m</th> <th>dB</th> <th>dB</th> <th>cm</th> <th>deg</th> </tr> </thead> <tbody> <tr> <td>1 *</td> <td>2404.00</td> <td>97.68</td> <td>23.68</td> <td>74.00</td> <td>97.00</td> <td>38.63</td> <td>4.81</td> <td>34.84</td> <td>176</td> <td>328</td> <td>Peak</td> </tr> </tbody> </table>	Over	Limit	ReadAntenna	Cable	Preamp	A/Pos	T/Pos	Remark	Freq	Level	Limit	Line	Level	Factor	Loss	Factor	MHz	dBuV/m	dB	dBuV/m	dBuV/m	dB	dB	cm	deg	1 *	2404.00	97.68	23.68	74.00	97.00	38.63	4.81	34.84	176	328	Peak
	Over	Limit	ReadAntenna	Cable	Preamp	A/Pos	T/Pos	Remark																																																																				
Freq	Level	Limit	Line	Level	Factor	Loss	Factor																																																																					
MHz	dBuV/m	dB	dBuV/m	dBuV/m	dB	dB	cm	deg																																																																				
1	2384.83	48.89	-25.11	74.00	48.34	38.63	4.77	34.85	176	328	Peak																																																																	
Over	Limit	ReadAntenna	Cable	Preamp	A/Pos	T/Pos	Remark																																																																					
Freq	Level	Limit	Line	Level	Factor	Loss	Factor																																																																					
MHz	dBuV/m	dB	dBuV/m	dBuV/m	dB	dB	cm	deg																																																																				
1 *	2404.00	97.68	23.68	74.00	97.00	38.63	4.81	34.84	176	328	Peak																																																																	
Avg.	<p>Date: 6 Level (dBuV/m) Date: 2023-10-14</p> <table border="1"> <thead> <tr> <th>Over</th> <th>Limit</th> <th>ReadAntenna</th> <th>Cable</th> <th>Preamp</th> <th>A/Pos</th> <th>T/Pos</th> <th>Remark</th> </tr> <tr> <th>Freq</th> <th>Level</th> <th>Limit</th> <th>Line</th> <th>Level</th> <th>Factor</th> <th>Loss</th> <th>Factor</th> </tr> <tr> <th>MHz</th> <th>dBuV/m</th> <th>dB</th> <th>dBuV/m</th> <th>dBuV/m</th> <th>dB</th> <th>dB</th> <th>cm</th> <th>deg</th> </tr> </thead> <tbody> <tr> <td>1</td> <td>2396.00</td> <td>39.06</td> <td>-14.04</td> <td>54.00</td> <td>39.39</td> <td>38.68</td> <td>4.83</td> <td>34.84</td> <td>176</td> <td>328</td> <td>Average</td> </tr> </tbody> </table>	Over	Limit	ReadAntenna	Cable	Preamp	A/Pos	T/Pos	Remark	Freq	Level	Limit	Line	Level	Factor	Loss	Factor	MHz	dBuV/m	dB	dBuV/m	dBuV/m	dB	dB	cm	deg	1	2396.00	39.06	-14.04	54.00	39.39	38.68	4.83	34.84	176	328	Average	<p>Date: 8 Level (dBuV/m) Date: 2023-10-14</p> <table border="1"> <thead> <tr> <th>Over</th> <th>Limit</th> <th>ReadAntenna</th> <th>Cable</th> <th>Preamp</th> <th>A/Pos</th> <th>T/Pos</th> <th>Remark</th> </tr> <tr> <th>Freq</th> <th>Level</th> <th>Limit</th> <th>Line</th> <th>Level</th> <th>Factor</th> <th>Loss</th> <th>Factor</th> </tr> <tr> <th>MHz</th> <th>dBuV/m</th> <th>dB</th> <th>dBuV/m</th> <th>dBuV/m</th> <th>dB</th> <th>dB</th> <th>cm</th> <th>deg</th> </tr> </thead> <tbody> <tr> <td>1 *</td> <td>2404.00</td> <td>97.83</td> <td>43.83</td> <td>54.00</td> <td>96.43</td> <td>38.63</td> <td>4.83</td> <td>34.84</td> <td>176</td> <td>328</td> <td>Peak</td> </tr> </tbody> </table>	Over	Limit	ReadAntenna	Cable	Preamp	A/Pos	T/Pos	Remark	Freq	Level	Limit	Line	Level	Factor	Loss	Factor	MHz	dBuV/m	dB	dBuV/m	dBuV/m	dB	dB	cm	deg	1 *	2404.00	97.83	43.83	54.00	96.43	38.63	4.83	34.84	176	328	Peak
Over	Limit	ReadAntenna	Cable	Preamp	A/Pos	T/Pos	Remark																																																																					
Freq	Level	Limit	Line	Level	Factor	Loss	Factor																																																																					
MHz	dBuV/m	dB	dBuV/m	dBuV/m	dB	dB	cm	deg																																																																				
1	2396.00	39.06	-14.04	54.00	39.39	38.68	4.83	34.84	176	328	Average																																																																	
Over	Limit	ReadAntenna	Cable	Preamp	A/Pos	T/Pos	Remark																																																																					
Freq	Level	Limit	Line	Level	Factor	Loss	Factor																																																																					
MHz	dBuV/m	dB	dBuV/m	dBuV/m	dB	dB	cm	deg																																																																				
1 *	2404.00	97.83	43.83	54.00	96.43	38.63	4.83	34.84	176	328	Peak																																																																	



Zigbee CH25 (Band Edge @ 3m)

2.4GHz 2400~2483.5MHz Band Edge @ 3m																																																																
802.11b CH08 & BLE 1M CH01 & Zigbee CH25 & Lora DTS SF11 500Khz CH16																																																																
Co-location																																																																
	Horizontal	Fundamental																																																														
Peak	<p>Date: 3 Date: 2023-10-14</p> <p>Level (dBuV/m) vs Frequency (MHz) plot showing a peak at 2476 MHz. A red line indicates the peak level at 76 dBuV/m. The plot includes a table with columns: Freq, Level, Over, Limit, ReadAntenna, Cable, Preamp, A/Pos, T/Pos, Remark.</p> <table border="1"> <thead> <tr> <th>Freq</th> <th>Level</th> <th>Over</th> <th>Limit</th> <th>ReadAntenna</th> <th>Cable</th> <th>Preamp</th> <th>A/Pos</th> <th>T/Pos</th> <th>Remark</th> </tr> <tr> <th>MHz</th> <th>dBuV/m</th> <th>dB</th> <th>dBuV/m</th> <th>dBuV</th> <th>dB/m</th> <th>dB</th> <th>dB</th> <th>cm</th> <th>deg</th> </tr> </thead> <tbody> <tr> <td>1</td> <td>2486.52</td> <td>59.52</td> <td>-23.48</td> <td>74.00</td> <td>49.51</td> <td>30.90</td> <td>4.92</td> <td>34.81</td> <td>125</td> <td>76 Peak</td> </tr> </tbody> </table>	Freq	Level	Over	Limit	ReadAntenna	Cable	Preamp	A/Pos	T/Pos	Remark	MHz	dBuV/m	dB	dBuV/m	dBuV	dB/m	dB	dB	cm	deg	1	2486.52	59.52	-23.48	74.00	49.51	30.90	4.92	34.81	125	76 Peak	<p>Date: 1 Date: 2023-10-14</p> <p>Level (dBuV/m) vs Frequency (MHz) plot showing a sharp peak at 2475 MHz. A red line indicates the peak level at 76 dBuV/m. The plot includes a table with columns: Freq, Level, Over, Limit, ReadAntenna, Cable, Preamp, A/Pos, T/Pos, Remark.</p> <table border="1"> <thead> <tr> <th>Freq</th> <th>Level</th> <th>Over</th> <th>Limit</th> <th>ReadAntenna</th> <th>Cable</th> <th>Preamp</th> <th>A/Pos</th> <th>T/Pos</th> <th>Remark</th> </tr> <tr> <th>MHz</th> <th>dBuV/m</th> <th>dB</th> <th>dBuV/m</th> <th>dBuV</th> <th>dB/m</th> <th>dB</th> <th>dB</th> <th>cm</th> <th>deg</th> </tr> </thead> <tbody> <tr> <td>1</td> <td>2475.00</td> <td>97.83</td> <td>22.83</td> <td>74.00</td> <td>96.89</td> <td>30.83</td> <td>4.92</td> <td>34.81</td> <td>125</td> <td>76 Peak</td> </tr> </tbody> </table>	Freq	Level	Over	Limit	ReadAntenna	Cable	Preamp	A/Pos	T/Pos	Remark	MHz	dBuV/m	dB	dBuV/m	dBuV	dB/m	dB	dB	cm	deg	1	2475.00	97.83	22.83	74.00	96.89	30.83	4.92	34.81	125	76 Peak
Freq	Level	Over	Limit	ReadAntenna	Cable	Preamp	A/Pos	T/Pos	Remark																																																							
MHz	dBuV/m	dB	dBuV/m	dBuV	dB/m	dB	dB	cm	deg																																																							
1	2486.52	59.52	-23.48	74.00	49.51	30.90	4.92	34.81	125	76 Peak																																																						
Freq	Level	Over	Limit	ReadAntenna	Cable	Preamp	A/Pos	T/Pos	Remark																																																							
MHz	dBuV/m	dB	dBuV/m	dBuV	dB/m	dB	dB	cm	deg																																																							
1	2475.00	97.83	22.83	74.00	96.89	30.83	4.92	34.81	125	76 Peak																																																						
Avg.	<p>Date: 4 Date: 2023-10-14</p> <p>Level (dBuV/m) vs Frequency (MHz) plot showing a peak at 2476 MHz. A red line indicates the average level at 76 dBuV/m. The plot includes a table with columns: Freq, Level, Over, Limit, ReadAntenna, Cable, Preamp, A/Pos, T/Pos, Remark.</p> <table border="1"> <thead> <tr> <th>Freq</th> <th>Level</th> <th>Over</th> <th>Limit</th> <th>ReadAntenna</th> <th>Cable</th> <th>Preamp</th> <th>A/Pos</th> <th>T/Pos</th> <th>Remark</th> </tr> <tr> <th>MHz</th> <th>dBuV/m</th> <th>dB</th> <th>dBuV/m</th> <th>dBuV</th> <th>dB/m</th> <th>dB</th> <th>dB</th> <th>cm</th> <th>deg</th> </tr> </thead> <tbody> <tr> <td>1</td> <td>2483.52</td> <td>39.22</td> <td>-14.78</td> <td>54.00</td> <td>38.28</td> <td>30.83</td> <td>4.92</td> <td>34.81</td> <td>125</td> <td>76 Average</td> </tr> </tbody> </table>	Freq	Level	Over	Limit	ReadAntenna	Cable	Preamp	A/Pos	T/Pos	Remark	MHz	dBuV/m	dB	dBuV/m	dBuV	dB/m	dB	dB	cm	deg	1	2483.52	39.22	-14.78	54.00	38.28	30.83	4.92	34.81	125	76 Average	<p>Date: 2 Date: 2023-10-14</p> <p>Level (dBuV/m) vs Frequency (MHz) plot showing a sharp peak at 2475 MHz. A red line indicates the average level at 76 dBuV/m. The plot includes a table with columns: Freq, Level, Over, Limit, ReadAntenna, Cable, Preamp, A/Pos, T/Pos, Remark.</p> <table border="1"> <thead> <tr> <th>Freq</th> <th>Level</th> <th>Over</th> <th>Limit</th> <th>ReadAntenna</th> <th>Cable</th> <th>Preamp</th> <th>A/Pos</th> <th>T/Pos</th> <th>Remark</th> </tr> <tr> <th>MHz</th> <th>dBuV/m</th> <th>dB</th> <th>dBuV/m</th> <th>dBuV</th> <th>dB/m</th> <th>dB</th> <th>dB</th> <th>cm</th> <th>deg</th> </tr> </thead> <tbody> <tr> <td>1</td> <td>2475.00</td> <td>95.75</td> <td>41.75</td> <td>54.00</td> <td>94.81</td> <td>30.83</td> <td>4.92</td> <td>34.81</td> <td>125</td> <td>76 Average</td> </tr> </tbody> </table>	Freq	Level	Over	Limit	ReadAntenna	Cable	Preamp	A/Pos	T/Pos	Remark	MHz	dBuV/m	dB	dBuV/m	dBuV	dB/m	dB	dB	cm	deg	1	2475.00	95.75	41.75	54.00	94.81	30.83	4.92	34.81	125	76 Average
Freq	Level	Over	Limit	ReadAntenna	Cable	Preamp	A/Pos	T/Pos	Remark																																																							
MHz	dBuV/m	dB	dBuV/m	dBuV	dB/m	dB	dB	cm	deg																																																							
1	2483.52	39.22	-14.78	54.00	38.28	30.83	4.92	34.81	125	76 Average																																																						
Freq	Level	Over	Limit	ReadAntenna	Cable	Preamp	A/Pos	T/Pos	Remark																																																							
MHz	dBuV/m	dB	dBuV/m	dBuV	dB/m	dB	dB	cm	deg																																																							
1	2475.00	95.75	41.75	54.00	94.81	30.83	4.92	34.81	125	76 Average																																																						



2.4GHz 2400~2483.5MHz Band Edge @ 3m																																																																		
802.11b CH08 & BLE 1M CH01 & Zigbee CH25 & Lora DTS SF11 500Khz CH16																																																																		
Co-location																																																																		
	Vertical	Fundamental																																																																
Peak	<p>Date: 7 Date: 2023-10-14</p> <p>Level (dBuV/m) vs Frequency (MHz)</p> <table border="1"> <thead> <tr> <th>Over</th> <th>Limit</th> <th>ReadAntenna</th> <th>Cable</th> <th>Preamp</th> <th>A/Pos</th> <th>T/Pos</th> <th>Remark</th> </tr> <tr> <th>Freq</th> <th>Level</th> <th>Line</th> <th>Level</th> <th>Factor</th> <th>Loss</th> <th>Factor</th> <th></th> </tr> <tr> <th>MHz</th> <th>dBuV/m</th> <th>dB</th> <th>dBuV/m</th> <th>dBuV</th> <th>dB/m</th> <th>dB</th> <th>cm deg</th> </tr> </thead> <tbody> <tr> <td>1</td> <td>2483.68</td> <td>56.48</td> <td>-17.52</td> <td>74.00</td> <td>55.54</td> <td>30.83</td> <td>4.92 34.81 130 133 Peak</td> </tr> </tbody> </table>	Over	Limit	ReadAntenna	Cable	Preamp	A/Pos	T/Pos	Remark	Freq	Level	Line	Level	Factor	Loss	Factor		MHz	dBuV/m	dB	dBuV/m	dBuV	dB/m	dB	cm deg	1	2483.68	56.48	-17.52	74.00	55.54	30.83	4.92 34.81 130 133 Peak	<p>Date: 5 Date: 2023-10-14</p> <p>Level (dBuV/m) vs Frequency (MHz)</p> <table border="1"> <thead> <tr> <th>Over</th> <th>Limit</th> <th>ReadAntenna</th> <th>Cable</th> <th>Preamp</th> <th>A/Pos</th> <th>T/Pos</th> <th>Remark</th> </tr> <tr> <th>Freq</th> <th>Level</th> <th>Line</th> <th>Level</th> <th>Factor</th> <th>Loss</th> <th>Factor</th> <th></th> </tr> <tr> <th>MHz</th> <th>dBuV/m</th> <th>dB</th> <th>dBuV/m</th> <th>dBuV</th> <th>dB/m</th> <th>dB</th> <th>cm deg</th> </tr> </thead> <tbody> <tr> <td>1</td> <td>2475.00</td> <td>189.25</td> <td>35.25</td> <td>74.00</td> <td>188.31</td> <td>30.83</td> <td>4.92 34.81 130 133 Peak</td> </tr> </tbody> </table>	Over	Limit	ReadAntenna	Cable	Preamp	A/Pos	T/Pos	Remark	Freq	Level	Line	Level	Factor	Loss	Factor		MHz	dBuV/m	dB	dBuV/m	dBuV	dB/m	dB	cm deg	1	2475.00	189.25	35.25	74.00	188.31	30.83	4.92 34.81 130 133 Peak
Over	Limit	ReadAntenna	Cable	Preamp	A/Pos	T/Pos	Remark																																																											
Freq	Level	Line	Level	Factor	Loss	Factor																																																												
MHz	dBuV/m	dB	dBuV/m	dBuV	dB/m	dB	cm deg																																																											
1	2483.68	56.48	-17.52	74.00	55.54	30.83	4.92 34.81 130 133 Peak																																																											
Over	Limit	ReadAntenna	Cable	Preamp	A/Pos	T/Pos	Remark																																																											
Freq	Level	Line	Level	Factor	Loss	Factor																																																												
MHz	dBuV/m	dB	dBuV/m	dBuV	dB/m	dB	cm deg																																																											
1	2475.00	189.25	35.25	74.00	188.31	30.83	4.92 34.81 130 133 Peak																																																											
Avg.	<p>Date: 8 Date: 2023-10-14</p> <p>Level (dBuV/m) vs Frequency (MHz)</p> <table border="1"> <thead> <tr> <th>Over</th> <th>Limit</th> <th>ReadAntenna</th> <th>Cable</th> <th>Preamp</th> <th>A/Pos</th> <th>T/Pos</th> <th>Remark</th> </tr> <tr> <th>Freq</th> <th>Level</th> <th>Line</th> <th>Level</th> <th>Factor</th> <th>Loss</th> <th>Factor</th> <th></th> </tr> <tr> <th>MHz</th> <th>dBuV/m</th> <th>dB</th> <th>dBuV/m</th> <th>dBuV</th> <th>dB/m</th> <th>dB</th> <th>cm deg</th> </tr> </thead> <tbody> <tr> <td>1</td> <td>2453.52</td> <td>47.91</td> <td>-6.09</td> <td>54.00</td> <td>46.97</td> <td>30.83</td> <td>4.92 34.81 130 133 Average</td> </tr> </tbody> </table>	Over	Limit	ReadAntenna	Cable	Preamp	A/Pos	T/Pos	Remark	Freq	Level	Line	Level	Factor	Loss	Factor		MHz	dBuV/m	dB	dBuV/m	dBuV	dB/m	dB	cm deg	1	2453.52	47.91	-6.09	54.00	46.97	30.83	4.92 34.81 130 133 Average	<p>Date: 6 Date: 2023-10-14</p> <p>Level (dBuV/m) vs Frequency (MHz)</p> <table border="1"> <thead> <tr> <th>Over</th> <th>Limit</th> <th>ReadAntenna</th> <th>Cable</th> <th>Preamp</th> <th>A/Pos</th> <th>T/Pos</th> <th>Remark</th> </tr> <tr> <th>Freq</th> <th>Level</th> <th>Line</th> <th>Level</th> <th>Factor</th> <th>Loss</th> <th>Factor</th> <th></th> </tr> <tr> <th>MHz</th> <th>dBuV/m</th> <th>dB</th> <th>dBuV/m</th> <th>dBuV</th> <th>dB/m</th> <th>dB</th> <th>cm deg</th> </tr> </thead> <tbody> <tr> <td>1</td> <td>2475.00</td> <td>187.23</td> <td>53.23</td> <td>54.00</td> <td>186.29</td> <td>30.83</td> <td>4.92 34.81 130 133 Average</td> </tr> </tbody> </table>	Over	Limit	ReadAntenna	Cable	Preamp	A/Pos	T/Pos	Remark	Freq	Level	Line	Level	Factor	Loss	Factor		MHz	dBuV/m	dB	dBuV/m	dBuV	dB/m	dB	cm deg	1	2475.00	187.23	53.23	54.00	186.29	30.83	4.92 34.81 130 133 Average
Over	Limit	ReadAntenna	Cable	Preamp	A/Pos	T/Pos	Remark																																																											
Freq	Level	Line	Level	Factor	Loss	Factor																																																												
MHz	dBuV/m	dB	dBuV/m	dBuV	dB/m	dB	cm deg																																																											
1	2453.52	47.91	-6.09	54.00	46.97	30.83	4.92 34.81 130 133 Average																																																											
Over	Limit	ReadAntenna	Cable	Preamp	A/Pos	T/Pos	Remark																																																											
Freq	Level	Line	Level	Factor	Loss	Factor																																																												
MHz	dBuV/m	dB	dBuV/m	dBuV	dB/m	dB	cm deg																																																											
1	2475.00	187.23	53.23	54.00	186.29	30.83	4.92 34.81 130 133 Average																																																											





Lora DTS SF11 500Khz CH16 (Band Edge @ 3m)

902.5~926.5 Band Edge @ 3m																																																																																																																
802.11b CH08 & BLE 1M CH01 & Zigbee CH25 & Lora DTS SF11 500Khz CH16 Co-location																																																																																																																
	Horizontal	Vertical																																																																																																														
Peak	<p>Date: 1 Level (dBuV/m)</p> <p>Date: 2023-10-14</p> <table border="1"> <thead> <tr> <th>Peak</th> <th>Freq</th> <th>Level</th> <th>Over</th> <th>Limit</th> <th>ReadAntenna</th> <th>Cable</th> <th>Preamp</th> <th>A/Pos</th> <th>T/Pos</th> <th>Remark</th> </tr> <tr> <th></th> <th>MHz</th> <th>dBuV/m</th> <th>dB</th> <th>dBuV/m</th> <th>dB</th> <th>dB</th> <th>dB</th> <th>cm</th> <th>deg</th> <th></th> </tr> </thead> <tbody> <tr> <td>1</td> <td>878.09</td> <td>50.38</td> <td>-----</td> <td>52.03</td> <td>28.73</td> <td>3.12</td> <td>34.30</td> <td>100</td> <td></td> <td>57 Peak</td> </tr> <tr> <td>2</td> <td>914.64</td> <td>114.94</td> <td>-15.86</td> <td>130.00</td> <td>117.18</td> <td>28.96</td> <td>3.18</td> <td>34.30</td> <td>100</td> <td>57 Peak</td> </tr> <tr> <td>3</td> <td>946.65</td> <td>59.64</td> <td>-----</td> <td>52.00</td> <td>29.69</td> <td>3.25</td> <td>34.30</td> <td>100</td> <td></td> <td>57 Peak</td> </tr> </tbody> </table>	Peak	Freq	Level	Over	Limit	ReadAntenna	Cable	Preamp	A/Pos	T/Pos	Remark		MHz	dBuV/m	dB	dBuV/m	dB	dB	dB	cm	deg		1	878.09	50.38	-----	52.03	28.73	3.12	34.30	100		57 Peak	2	914.64	114.94	-15.86	130.00	117.18	28.96	3.18	34.30	100	57 Peak	3	946.65	59.64	-----	52.00	29.69	3.25	34.30	100		57 Peak	<p>Date: 2 Level (dBuV/m)</p> <p>Date: 2023-10-14</p> <table border="1"> <thead> <tr> <th>Peak</th> <th>Freq</th> <th>Level</th> <th>Over</th> <th>Limit</th> <th>ReadAntenna</th> <th>Cable</th> <th>Preamp</th> <th>A/Pos</th> <th>T/Pos</th> <th>Remark</th> </tr> <tr> <th></th> <th>MHz</th> <th>dBuV/m</th> <th>dB</th> <th>dBuV/m</th> <th>dB</th> <th>dB</th> <th>dB</th> <th>cm</th> <th>deg</th> <th></th> </tr> </thead> <tbody> <tr> <td>1</td> <td>873.00</td> <td>51.48</td> <td>-----</td> <td>53.04</td> <td>28.73</td> <td>3.12</td> <td>34.30</td> <td>100</td> <td></td> <td>45 Peak</td> </tr> <tr> <td>2</td> <td>914.64</td> <td>115.97</td> <td>-14.83</td> <td>130.00</td> <td>118.13</td> <td>28.96</td> <td>3.18</td> <td>34.30</td> <td>100</td> <td>45 Peak</td> </tr> <tr> <td>3</td> <td>955.38</td> <td>52.31</td> <td>-----</td> <td>53.54</td> <td>29.79</td> <td>3.27</td> <td>34.29</td> <td>100</td> <td></td> <td>45 Peak</td> </tr> </tbody> </table>	Peak	Freq	Level	Over	Limit	ReadAntenna	Cable	Preamp	A/Pos	T/Pos	Remark		MHz	dBuV/m	dB	dBuV/m	dB	dB	dB	cm	deg		1	873.00	51.48	-----	53.04	28.73	3.12	34.30	100		45 Peak	2	914.64	115.97	-14.83	130.00	118.13	28.96	3.18	34.30	100	45 Peak	3	955.38	52.31	-----	53.54	29.79	3.27	34.29	100		45 Peak
	Peak	Freq	Level	Over	Limit	ReadAntenna	Cable	Preamp	A/Pos	T/Pos	Remark																																																																																																					
	MHz	dBuV/m	dB	dBuV/m	dB	dB	dB	cm	deg																																																																																																							
1	878.09	50.38	-----	52.03	28.73	3.12	34.30	100		57 Peak																																																																																																						
2	914.64	114.94	-15.86	130.00	117.18	28.96	3.18	34.30	100	57 Peak																																																																																																						
3	946.65	59.64	-----	52.00	29.69	3.25	34.30	100		57 Peak																																																																																																						
Peak	Freq	Level	Over	Limit	ReadAntenna	Cable	Preamp	A/Pos	T/Pos	Remark																																																																																																						
	MHz	dBuV/m	dB	dBuV/m	dB	dB	dB	cm	deg																																																																																																							
1	873.00	51.48	-----	53.04	28.73	3.12	34.30	100		45 Peak																																																																																																						
2	914.64	115.97	-14.83	130.00	118.13	28.96	3.18	34.30	100	45 Peak																																																																																																						
3	955.38	52.31	-----	53.54	29.79	3.27	34.29	100		45 Peak																																																																																																						



802.11b CH08 & BLE 1M CH01 & Zigbee CH25 & Lora DTS SF11 500Khz CH16

(Harmonic @ 3m)

		(Harmonic @ 3m)																																																																																																																																																																																																																	
		802.11b CH08 & BLE 1M CH01 & Zigbee CH25 & Lora DTS SF11 500Khz CH16																																																																																																																																																																																																																	
		Co-location																																																																																																																																																																																																																	
		Horizontal	Vertical																																																																																																																																																																																																																
Peak	<p>Date: 7 Date: 2023-10-16</p> <table border="1"> <thead> <tr> <th>Peak</th> <th>Freq (MHz)</th> <th>Level (dBuV/m)</th> <th>Over Level</th> <th>Limit</th> <th>ReadAntenna</th> <th>Cable</th> <th>Preamp</th> <th>A/Pos</th> <th>T/Pos</th> <th>Remark</th> </tr> </thead> <tbody> <tr><td>1</td><td>1825.00</td><td>42.27</td><td>-11.73</td><td>74.00</td><td>43.74</td><td>20.60</td><td>4.22</td><td>35.28</td><td>---</td><td>--- Peak</td></tr> <tr><td>2</td><td>2745.50</td><td>47.47</td><td>-26.53</td><td>74.00</td><td>45.44</td><td>31.00</td><td>5.24</td><td>34.61</td><td>---</td><td>--- Peak</td></tr> <tr><td>3</td><td>3058.00</td><td>40.87</td><td>-33.13</td><td>74.00</td><td>38.11</td><td>32.82</td><td>6.18</td><td>37.04</td><td>---</td><td>--- Peak</td></tr> <tr><td>4</td><td>4080.00</td><td>40.37</td><td>-33.63</td><td>74.00</td><td>35.86</td><td>34.23</td><td>7.75</td><td>32.47</td><td>---</td><td>--- Peak</td></tr> <tr><td>5</td><td>4894.00</td><td>53.99</td><td>-20.91</td><td>74.00</td><td>65.48</td><td>34.36</td><td>7.78</td><td>57.53</td><td>126</td><td>2 Peak</td></tr> <tr><td>6</td><td>4956.00</td><td>49.39</td><td>-25.61</td><td>74.00</td><td>64.78</td><td>34.36</td><td>7.78</td><td>57.53</td><td>126</td><td>2 average</td></tr> <tr><td>7</td><td>4958.00</td><td>45.90</td><td>-29.10</td><td>74.00</td><td>61.23</td><td>34.43</td><td>7.88</td><td>57.56</td><td>---</td><td>--- Peak</td></tr> <tr><td>8</td><td>7341.00</td><td>44.71</td><td>-29.29</td><td>74.00</td><td>59.14</td><td>35.43</td><td>8.88</td><td>58.94</td><td>---</td><td>--- Peak</td></tr> <tr><td>9</td><td>7425.00</td><td>43.77</td><td>-30.23</td><td>74.00</td><td>58.14</td><td>35.41</td><td>9.19</td><td>58.97</td><td>---</td><td>--- Peak</td></tr> </tbody> </table>	Peak	Freq (MHz)	Level (dBuV/m)	Over Level	Limit	ReadAntenna	Cable	Preamp	A/Pos	T/Pos	Remark	1	1825.00	42.27	-11.73	74.00	43.74	20.60	4.22	35.28	---	--- Peak	2	2745.50	47.47	-26.53	74.00	45.44	31.00	5.24	34.61	---	--- Peak	3	3058.00	40.87	-33.13	74.00	38.11	32.82	6.18	37.04	---	--- Peak	4	4080.00	40.37	-33.63	74.00	35.86	34.23	7.75	32.47	---	--- Peak	5	4894.00	53.99	-20.91	74.00	65.48	34.36	7.78	57.53	126	2 Peak	6	4956.00	49.39	-25.61	74.00	64.78	34.36	7.78	57.53	126	2 average	7	4958.00	45.90	-29.10	74.00	61.23	34.43	7.88	57.56	---	--- Peak	8	7341.00	44.71	-29.29	74.00	59.14	35.43	8.88	58.94	---	--- Peak	9	7425.00	43.77	-30.23	74.00	58.14	35.41	9.19	58.97	---	--- Peak	<p>Date: 8 Date: 2023-10-16</p> <table border="1"> <thead> <tr> <th>Peak</th> <th>Freq (MHz)</th> <th>Level (dBuV/m)</th> <th>Over Level</th> <th>Limit</th> <th>ReadAntenna</th> <th>Cable</th> <th>Preamp</th> <th>A/Pos</th> <th>T/Pos</th> <th>Remark</th> </tr> </thead> <tbody> <tr><td>1</td><td>1825.00</td><td>41.88</td><td>-32.12</td><td>74.00</td><td>43.27</td><td>20.60</td><td>4.22</td><td>35.28</td><td>---</td><td>--- Peak</td></tr> <tr><td>2</td><td>2745.50</td><td>45.99</td><td>-28.01</td><td>74.00</td><td>43.76</td><td>31.00</td><td>5.24</td><td>34.61</td><td>---</td><td>--- Peak</td></tr> <tr><td>3</td><td>3058.00</td><td>40.59</td><td>-33.41</td><td>74.00</td><td>38.63</td><td>32.82</td><td>6.18</td><td>37.04</td><td>---</td><td>--- Peak</td></tr> <tr><td>4</td><td>4080.00</td><td>40.56</td><td>-33.44</td><td>74.00</td><td>36.95</td><td>34.23</td><td>7.75</td><td>32.47</td><td>---</td><td>--- Peak</td></tr> <tr><td>5</td><td>4894.00</td><td>46.30</td><td>-27.70</td><td>74.00</td><td>61.69</td><td>34.36</td><td>7.78</td><td>57.53</td><td>---</td><td>--- Peak</td></tr> <tr><td>6</td><td>4956.00</td><td>46.30</td><td>-27.70</td><td>74.00</td><td>61.63</td><td>34.43</td><td>7.88</td><td>57.56</td><td>---</td><td>--- Peak</td></tr> <tr><td>7</td><td>7341.00</td><td>44.80</td><td>-29.92</td><td>74.00</td><td>58.51</td><td>35.43</td><td>9.88</td><td>58.94</td><td>---</td><td>--- Peak</td></tr> <tr><td>8</td><td>7425.00</td><td>43.37</td><td>-30.63</td><td>74.00</td><td>57.74</td><td>35.41</td><td>9.19</td><td>58.97</td><td>---</td><td>--- Peak</td></tr> </tbody> </table>	Peak	Freq (MHz)	Level (dBuV/m)	Over Level	Limit	ReadAntenna	Cable	Preamp	A/Pos	T/Pos	Remark	1	1825.00	41.88	-32.12	74.00	43.27	20.60	4.22	35.28	---	--- Peak	2	2745.50	45.99	-28.01	74.00	43.76	31.00	5.24	34.61	---	--- Peak	3	3058.00	40.59	-33.41	74.00	38.63	32.82	6.18	37.04	---	--- Peak	4	4080.00	40.56	-33.44	74.00	36.95	34.23	7.75	32.47	---	--- Peak	5	4894.00	46.30	-27.70	74.00	61.69	34.36	7.78	57.53	---	--- Peak	6	4956.00	46.30	-27.70	74.00	61.63	34.43	7.88	57.56	---	--- Peak	7	7341.00	44.80	-29.92	74.00	58.51	35.43	9.88	58.94	---	--- Peak	8	7425.00	43.37	-30.63	74.00	57.74	35.41	9.19	58.97	---	--- Peak
	Peak	Freq (MHz)	Level (dBuV/m)	Over Level	Limit	ReadAntenna	Cable	Preamp	A/Pos	T/Pos	Remark																																																																																																																																																																																																								
1	1825.00	42.27	-11.73	74.00	43.74	20.60	4.22	35.28	---	--- Peak																																																																																																																																																																																																									
2	2745.50	47.47	-26.53	74.00	45.44	31.00	5.24	34.61	---	--- Peak																																																																																																																																																																																																									
3	3058.00	40.87	-33.13	74.00	38.11	32.82	6.18	37.04	---	--- Peak																																																																																																																																																																																																									
4	4080.00	40.37	-33.63	74.00	35.86	34.23	7.75	32.47	---	--- Peak																																																																																																																																																																																																									
5	4894.00	53.99	-20.91	74.00	65.48	34.36	7.78	57.53	126	2 Peak																																																																																																																																																																																																									
6	4956.00	49.39	-25.61	74.00	64.78	34.36	7.78	57.53	126	2 average																																																																																																																																																																																																									
7	4958.00	45.90	-29.10	74.00	61.23	34.43	7.88	57.56	---	--- Peak																																																																																																																																																																																																									
8	7341.00	44.71	-29.29	74.00	59.14	35.43	8.88	58.94	---	--- Peak																																																																																																																																																																																																									
9	7425.00	43.77	-30.23	74.00	58.14	35.41	9.19	58.97	---	--- Peak																																																																																																																																																																																																									
Peak	Freq (MHz)	Level (dBuV/m)	Over Level	Limit	ReadAntenna	Cable	Preamp	A/Pos	T/Pos	Remark																																																																																																																																																																																																									
1	1825.00	41.88	-32.12	74.00	43.27	20.60	4.22	35.28	---	--- Peak																																																																																																																																																																																																									
2	2745.50	45.99	-28.01	74.00	43.76	31.00	5.24	34.61	---	--- Peak																																																																																																																																																																																																									
3	3058.00	40.59	-33.41	74.00	38.63	32.82	6.18	37.04	---	--- Peak																																																																																																																																																																																																									
4	4080.00	40.56	-33.44	74.00	36.95	34.23	7.75	32.47	---	--- Peak																																																																																																																																																																																																									
5	4894.00	46.30	-27.70	74.00	61.69	34.36	7.78	57.53	---	--- Peak																																																																																																																																																																																																									
6	4956.00	46.30	-27.70	74.00	61.63	34.43	7.88	57.56	---	--- Peak																																																																																																																																																																																																									
7	7341.00	44.80	-29.92	74.00	58.51	35.43	9.88	58.94	---	--- Peak																																																																																																																																																																																																									
8	7425.00	43.37	-30.63	74.00	57.74	35.41	9.19	58.97	---	--- Peak																																																																																																																																																																																																									



Mode 5 802.11ax20 CH11 & BLE 1M CH39 & Zigbee CH11 & Lora DTS SF11 500Khz CH16

802.11ax20 CH11 (Band Edge @ 3m)

		2.4GHz 2400~2483.5MHz Band Edge @ 3m																																																																														
		802.11ax20 CH11 & BLE 1M CH39 & Zigbee CH11 & Lora DTS SF11 500Khz CH16																																																																														
		Co-location																																																																														
	Horizontal	Fundamental																																																																														
Peak	<p>Data: 3 Date: 2023-10-14</p> <table border="1"> <thead> <tr> <th>Over</th> <th>Limit</th> <th>Read</th> <th>Antenna</th> <th>Cable</th> <th>Preamp</th> <th>A/Pos</th> <th>T/Pos</th> <th>Remark</th> </tr> <tr> <th>Freq</th> <th>Level</th> <th>Line</th> <th>Level</th> <th>Factor</th> <th>Loss</th> <th>Factor</th> <th></th> <th></th> </tr> <tr> <th>MHz</th> <th>dBuV/m</th> <th>dB</th> <th>dBuV/m</th> <th>dB</th> <th>dB</th> <th>cm</th> <th>deg</th> <th></th> </tr> </thead> <tbody> <tr> <td>1</td> <td>2483.68</td> <td>52.73</td> <td>-21.27</td> <td>74.00</td> <td>51.79</td> <td>30.83</td> <td>4.92</td> <td>34.81</td> <td>107</td> <td>55</td> <td>Peak</td> </tr> </tbody> </table>	Over	Limit	Read	Antenna	Cable	Preamp	A/Pos	T/Pos	Remark	Freq	Level	Line	Level	Factor	Loss	Factor			MHz	dBuV/m	dB	dBuV/m	dB	dB	cm	deg		1	2483.68	52.73	-21.27	74.00	51.79	30.83	4.92	34.81	107	55	Peak	<p>Data: 1 Date: 2023-10-14</p> <table border="1"> <thead> <tr> <th>Over</th> <th>Limit</th> <th>Read</th> <th>Antenna</th> <th>Cable</th> <th>Preamp</th> <th>A/Pos</th> <th>T/Pos</th> <th>Remark</th> </tr> <tr> <th>Freq</th> <th>Level</th> <th>Line</th> <th>Level</th> <th>Factor</th> <th>Loss</th> <th>Factor</th> <th></th> <th></th> </tr> <tr> <th>MHz</th> <th>dBuV/m</th> <th>dB</th> <th>dBuV/m</th> <th>dB</th> <th>dB</th> <th>cm</th> <th>deg</th> <th></th> </tr> </thead> <tbody> <tr> <td>1</td> <td>2462.00</td> <td>104.64</td> <td>30.64</td> <td>74.00</td> <td>103.83</td> <td>30.77</td> <td>4.86</td> <td>34.82</td> <td>107</td> <td>55</td> <td>Peak</td> </tr> </tbody> </table>	Over	Limit	Read	Antenna	Cable	Preamp	A/Pos	T/Pos	Remark	Freq	Level	Line	Level	Factor	Loss	Factor			MHz	dBuV/m	dB	dBuV/m	dB	dB	cm	deg		1	2462.00	104.64	30.64	74.00	103.83	30.77	4.86	34.82	107	55	Peak
Over	Limit	Read	Antenna	Cable	Preamp	A/Pos	T/Pos	Remark																																																																								
Freq	Level	Line	Level	Factor	Loss	Factor																																																																										
MHz	dBuV/m	dB	dBuV/m	dB	dB	cm	deg																																																																									
1	2483.68	52.73	-21.27	74.00	51.79	30.83	4.92	34.81	107	55	Peak																																																																					
Over	Limit	Read	Antenna	Cable	Preamp	A/Pos	T/Pos	Remark																																																																								
Freq	Level	Line	Level	Factor	Loss	Factor																																																																										
MHz	dBuV/m	dB	dBuV/m	dB	dB	cm	deg																																																																									
1	2462.00	104.64	30.64	74.00	103.83	30.77	4.86	34.82	107	55	Peak																																																																					
Avg.	<p>Data: 4 Date: 2023-10-14</p> <table border="1"> <thead> <tr> <th>Over</th> <th>Limit</th> <th>Read</th> <th>Antenna</th> <th>Cable</th> <th>Preamp</th> <th>A/Pos</th> <th>T/Pos</th> <th>Remark</th> </tr> <tr> <th>Freq</th> <th>Level</th> <th>Line</th> <th>Level</th> <th>Factor</th> <th>Loss</th> <th>Factor</th> <th></th> <th></th> </tr> <tr> <th>MHz</th> <th>dBuV/m</th> <th>dB</th> <th>dBuV/m</th> <th>dB</th> <th>dB</th> <th>cm</th> <th>deg</th> <th></th> </tr> </thead> <tbody> <tr> <td>1</td> <td>2483.76</td> <td>42.57</td> <td>-11.43</td> <td>54.00</td> <td>41.63</td> <td>30.83</td> <td>4.92</td> <td>34.81</td> <td>107</td> <td>55</td> <td>Average</td> </tr> </tbody> </table>	Over	Limit	Read	Antenna	Cable	Preamp	A/Pos	T/Pos	Remark	Freq	Level	Line	Level	Factor	Loss	Factor			MHz	dBuV/m	dB	dBuV/m	dB	dB	cm	deg		1	2483.76	42.57	-11.43	54.00	41.63	30.83	4.92	34.81	107	55	Average	<p>Data: 2 Date: 2023-10-14</p> <table border="1"> <thead> <tr> <th>Over</th> <th>Limit</th> <th>Read</th> <th>Antenna</th> <th>Cable</th> <th>Preamp</th> <th>A/Pos</th> <th>T/Pos</th> <th>Remark</th> </tr> <tr> <th>Freq</th> <th>Level</th> <th>Line</th> <th>Level</th> <th>Factor</th> <th>Loss</th> <th>Factor</th> <th></th> <th></th> </tr> <tr> <th>MHz</th> <th>dBuV/m</th> <th>dB</th> <th>dBuV/m</th> <th>dB</th> <th>dB</th> <th>cm</th> <th>deg</th> <th></th> </tr> </thead> <tbody> <tr> <td>1</td> <td>2462.00</td> <td>94.41</td> <td>40.41</td> <td>54.00</td> <td>93.60</td> <td>30.77</td> <td>4.86</td> <td>34.82</td> <td>107</td> <td>55</td> <td>Peak</td> </tr> </tbody> </table>	Over	Limit	Read	Antenna	Cable	Preamp	A/Pos	T/Pos	Remark	Freq	Level	Line	Level	Factor	Loss	Factor			MHz	dBuV/m	dB	dBuV/m	dB	dB	cm	deg		1	2462.00	94.41	40.41	54.00	93.60	30.77	4.86	34.82	107	55	Peak
Over	Limit	Read	Antenna	Cable	Preamp	A/Pos	T/Pos	Remark																																																																								
Freq	Level	Line	Level	Factor	Loss	Factor																																																																										
MHz	dBuV/m	dB	dBuV/m	dB	dB	cm	deg																																																																									
1	2483.76	42.57	-11.43	54.00	41.63	30.83	4.92	34.81	107	55	Average																																																																					
Over	Limit	Read	Antenna	Cable	Preamp	A/Pos	T/Pos	Remark																																																																								
Freq	Level	Line	Level	Factor	Loss	Factor																																																																										
MHz	dBuV/m	dB	dBuV/m	dB	dB	cm	deg																																																																									
1	2462.00	94.41	40.41	54.00	93.60	30.77	4.86	34.82	107	55	Peak																																																																					



2.4GHz 2400~2483.5MHz Band Edge @ 3m																																																																												
802.11ax20 CH11 & BLE 1M CH39& Zigbee CH11 & Lora DTS SF11 500Khz CH16																																																																												
Co-location																																																																												
	Vertical	Fundamental																																																																										
<b>Peak</b>	<p>Date: 7 Date: 2023.10.14</p> <p>Level (dBuV/m) vs Frequency (MHz) plot showing a peak at 2484.16 MHz. A red line indicates the peak level at approximately 105 dBuV/m.</p> <table border="1"> <thead> <tr> <th>Over</th> <th>Limit</th> <th>ReadAntenna</th> <th>Cable</th> <th>Preamp</th> <th>A/Pos</th> <th>T/Pos</th> <th>Remark</th> </tr> <tr> <th>Freq</th> <th>Level</th> <th>Limit</th> <th>Line</th> <th>Level</th> <th>Factor</th> <th>Loss</th> <th>Factor</th> </tr> <tr> <th>MHz</th> <th>dBuV/m</th> <th>dB</th> <th>dBuV/m</th> <th>dBuV</th> <th>dB/m</th> <th>dB</th> <th>ca</th> <th>deg</th> </tr> </thead> <tbody> <tr> <td>1</td> <td>2484.16</td> <td>57.75</td> <td>-15.22</td> <td>74.00</td> <td>56.84</td> <td>38.83</td> <td>4.92</td> <td>34.81</td> <td>169</td> <td>355</td> <td>Peak</td> </tr> </tbody> </table>	Over	Limit	ReadAntenna	Cable	Preamp	A/Pos	T/Pos	Remark	Freq	Level	Limit	Line	Level	Factor	Loss	Factor	MHz	dBuV/m	dB	dBuV/m	dBuV	dB/m	dB	ca	deg	1	2484.16	57.75	-15.22	74.00	56.84	38.83	4.92	34.81	169	355	Peak	<p>Date: 5 Date: 2023.10.14</p> <p>Level (dBuV/m) vs Frequency (MHz) plot showing a peak at 2462.00 MHz. A red line indicates the peak level at approximately 105 dBuV/m.</p> <table border="1"> <thead> <tr> <th>Over</th> <th>Limit</th> <th>ReadAntenna</th> <th>Cable</th> <th>Preamp</th> <th>A/Pos</th> <th>T/Pos</th> <th>Remark</th> </tr> <tr> <th>Freq</th> <th>Level</th> <th>Limit</th> <th>Line</th> <th>Level</th> <th>Factor</th> <th>Loss</th> <th>Factor</th> </tr> <tr> <th>MHz</th> <th>dBuV/m</th> <th>dB</th> <th>dBuV/m</th> <th>dBuV</th> <th>dB/m</th> <th>dB</th> <th>ca</th> <th>deg</th> </tr> </thead> <tbody> <tr> <td>1 *</td> <td>2462.00</td> <td>180.16</td> <td>34.16</td> <td>74.00</td> <td>187.35</td> <td>38.77</td> <td>4.86</td> <td>34.82</td> <td>169</td> <td>355</td> <td>Peak</td> </tr> </tbody> </table>	Over	Limit	ReadAntenna	Cable	Preamp	A/Pos	T/Pos	Remark	Freq	Level	Limit	Line	Level	Factor	Loss	Factor	MHz	dBuV/m	dB	dBuV/m	dBuV	dB/m	dB	ca	deg	1 *	2462.00	180.16	34.16	74.00	187.35	38.77	4.86	34.82	169	355	Peak
Over	Limit	ReadAntenna	Cable	Preamp	A/Pos	T/Pos	Remark																																																																					
Freq	Level	Limit	Line	Level	Factor	Loss	Factor																																																																					
MHz	dBuV/m	dB	dBuV/m	dBuV	dB/m	dB	ca	deg																																																																				
1	2484.16	57.75	-15.22	74.00	56.84	38.83	4.92	34.81	169	355	Peak																																																																	
Over	Limit	ReadAntenna	Cable	Preamp	A/Pos	T/Pos	Remark																																																																					
Freq	Level	Limit	Line	Level	Factor	Loss	Factor																																																																					
MHz	dBuV/m	dB	dBuV/m	dBuV	dB/m	dB	ca	deg																																																																				
1 *	2462.00	180.16	34.16	74.00	187.35	38.77	4.86	34.82	169	355	Peak																																																																	
<b>Avg.</b>	<p>Date: 8 Date: 2023.10.14</p> <p>Level (dBuV/m) vs Frequency (MHz) plot showing an average level at 2483.56 MHz. A red line indicates the average level at approximately 55 dBuV/m.</p> <table border="1"> <thead> <tr> <th>Over</th> <th>Limit</th> <th>ReadAntenna</th> <th>Cable</th> <th>Preamp</th> <th>A/Pos</th> <th>T/Pos</th> <th>Remark</th> </tr> <tr> <th>Freq</th> <th>Level</th> <th>Limit</th> <th>Line</th> <th>Level</th> <th>Factor</th> <th>Loss</th> <th>Factor</th> </tr> <tr> <th>MHz</th> <th>dBuV/m</th> <th>dB</th> <th>dBuV/m</th> <th>dBuV</th> <th>dB/m</th> <th>dB</th> <th>ca</th> <th>deg</th> </tr> </thead> <tbody> <tr> <td>1</td> <td>2483.56</td> <td>45.98</td> <td>-8.82</td> <td>54.00</td> <td>45.84</td> <td>38.83</td> <td>4.92</td> <td>34.81</td> <td>169</td> <td>355</td> <td>Average</td> </tr> </tbody> </table>	Over	Limit	ReadAntenna	Cable	Preamp	A/Pos	T/Pos	Remark	Freq	Level	Limit	Line	Level	Factor	Loss	Factor	MHz	dBuV/m	dB	dBuV/m	dBuV	dB/m	dB	ca	deg	1	2483.56	45.98	-8.82	54.00	45.84	38.83	4.92	34.81	169	355	Average	<p>Date: 6 Date: 2023.10.14</p> <p>Level (dBuV/m) vs Frequency (MHz) plot showing an average level at 2462.00 MHz. A red line indicates the average level at approximately 55 dBuV/m.</p> <table border="1"> <thead> <tr> <th>Over</th> <th>Limit</th> <th>ReadAntenna</th> <th>Cable</th> <th>Preamp</th> <th>A/Pos</th> <th>T/Pos</th> <th>Remark</th> </tr> <tr> <th>Freq</th> <th>Level</th> <th>Limit</th> <th>Line</th> <th>Level</th> <th>Factor</th> <th>Loss</th> <th>Factor</th> </tr> <tr> <th>MHz</th> <th>dBuV/m</th> <th>dB</th> <th>dBuV/m</th> <th>dBuV</th> <th>dB/m</th> <th>dB</th> <th>ca</th> <th>deg</th> </tr> </thead> <tbody> <tr> <td>1 *</td> <td>2462.00</td> <td>99.45</td> <td>45.45</td> <td>54.00</td> <td>98.64</td> <td>38.77</td> <td>4.86</td> <td>34.82</td> <td>169</td> <td>355</td> <td>Average</td> </tr> </tbody> </table>	Over	Limit	ReadAntenna	Cable	Preamp	A/Pos	T/Pos	Remark	Freq	Level	Limit	Line	Level	Factor	Loss	Factor	MHz	dBuV/m	dB	dBuV/m	dBuV	dB/m	dB	ca	deg	1 *	2462.00	99.45	45.45	54.00	98.64	38.77	4.86	34.82	169	355	Average
Over	Limit	ReadAntenna	Cable	Preamp	A/Pos	T/Pos	Remark																																																																					
Freq	Level	Limit	Line	Level	Factor	Loss	Factor																																																																					
MHz	dBuV/m	dB	dBuV/m	dBuV	dB/m	dB	ca	deg																																																																				
1	2483.56	45.98	-8.82	54.00	45.84	38.83	4.92	34.81	169	355	Average																																																																	
Over	Limit	ReadAntenna	Cable	Preamp	A/Pos	T/Pos	Remark																																																																					
Freq	Level	Limit	Line	Level	Factor	Loss	Factor																																																																					
MHz	dBuV/m	dB	dBuV/m	dBuV	dB/m	dB	ca	deg																																																																				
1 *	2462.00	99.45	45.45	54.00	98.64	38.77	4.86	34.82	169	355	Average																																																																	



BLE 1M CH39 (Band Edge @ 3m)

2.4GHz 2400~2483.5MHz Band Edge @ 3m																																																																										
802.11ax20 CH11 & BLE 1M CH39 & Zigbee CH11 & Lora DTS SF11 500Khz CH16																																																																										
Co-location																																																																										
	Horizontal	Fundamental																																																																								
Peak	<p>Horizontal Peak Spectrum Plot showing Level (dBuV/m) vs Frequency (MHz) from 2460 to 2500 MHz. A peak is observed at approximately 2483.5 MHz, labeled PEAK_BE_74.</p> <table border="1"> <thead> <tr> <th>Over</th> <th>Limit</th> <th>ReadAntenna</th> <th>Cable</th> <th>Preamp</th> <th>A/Pos</th> <th>T/Pos</th> <th>Remark</th> </tr> <tr> <th>Freq</th> <th>Level</th> <th>Limit</th> <th>Line</th> <th>Level</th> <th>Factor</th> <th>Loss</th> <th>Factor</th> </tr> <tr> <th>MHz</th> <th>dBuV/m</th> <th>dB</th> <th>dBuV/m</th> <th>dBuV</th> <th>dB/m</th> <th>dB</th> <th>cm</th> <th>deg</th> </tr> </thead> <tbody> <tr> <td>1</td> <td>2483.16</td> <td>53.27</td> <td>-20.73</td> <td>74.00</td> <td>52.33</td> <td>30.83</td> <td>4.92</td> <td>34.81</td> <td>194</td> <td>36 Peak</td> </tr> </tbody> </table>	Over	Limit	ReadAntenna	Cable	Preamp	A/Pos	T/Pos	Remark	Freq	Level	Limit	Line	Level	Factor	Loss	Factor	MHz	dBuV/m	dB	dBuV/m	dBuV	dB/m	dB	cm	deg	1	2483.16	53.27	-20.73	74.00	52.33	30.83	4.92	34.81	194	36 Peak	<p>Fundamental Peak Spectrum Plot showing Level (dBuV/m) vs Frequency (MHz) from 1000 to 3000 MHz. A peak is observed at approximately 2483.5 MHz, labeled PEAK_74.</p> <table border="1"> <thead> <tr> <th>Over</th> <th>Limit</th> <th>ReadAntenna</th> <th>Cable</th> <th>Preamp</th> <th>A/Pos</th> <th>T/Pos</th> <th>Remark</th> </tr> <tr> <th>Freq</th> <th>Level</th> <th>Limit</th> <th>Line</th> <th>Level</th> <th>Factor</th> <th>Loss</th> <th>Factor</th> </tr> <tr> <th>MHz</th> <th>dBuV/m</th> <th>dB</th> <th>dBuV/m</th> <th>dBuV</th> <th>dB/m</th> <th>dB</th> <th>cm</th> <th>deg</th> </tr> </thead> <tbody> <tr> <td>1</td> <td>2480.00</td> <td>181.86</td> <td>27.86</td> <td>74.00</td> <td>180.12</td> <td>30.83</td> <td>4.92</td> <td>34.81</td> <td>194</td> <td>36 Peak</td> </tr> </tbody> </table>	Over	Limit	ReadAntenna	Cable	Preamp	A/Pos	T/Pos	Remark	Freq	Level	Limit	Line	Level	Factor	Loss	Factor	MHz	dBuV/m	dB	dBuV/m	dBuV	dB/m	dB	cm	deg	1	2480.00	181.86	27.86	74.00	180.12	30.83	4.92	34.81	194	36 Peak
Over	Limit	ReadAntenna	Cable	Preamp	A/Pos	T/Pos	Remark																																																																			
Freq	Level	Limit	Line	Level	Factor	Loss	Factor																																																																			
MHz	dBuV/m	dB	dBuV/m	dBuV	dB/m	dB	cm	deg																																																																		
1	2483.16	53.27	-20.73	74.00	52.33	30.83	4.92	34.81	194	36 Peak																																																																
Over	Limit	ReadAntenna	Cable	Preamp	A/Pos	T/Pos	Remark																																																																			
Freq	Level	Limit	Line	Level	Factor	Loss	Factor																																																																			
MHz	dBuV/m	dB	dBuV/m	dBuV	dB/m	dB	cm	deg																																																																		
1	2480.00	181.86	27.86	74.00	180.12	30.83	4.92	34.81	194	36 Peak																																																																
Avg.	<p>Horizontal Average Spectrum Plot showing Level (dBuV/m) vs Frequency (MHz) from 2460 to 2500 MHz. An average level is observed at approximately 2483.5 MHz, labeled AVG_BE_54.</p> <table border="1"> <thead> <tr> <th>Over</th> <th>Limit</th> <th>ReadAntenna</th> <th>Cable</th> <th>Preamp</th> <th>A/Pos</th> <th>T/Pos</th> <th>Remark</th> </tr> <tr> <th>Freq</th> <th>Level</th> <th>Limit</th> <th>Line</th> <th>Level</th> <th>Factor</th> <th>Loss</th> <th>Factor</th> </tr> <tr> <th>MHz</th> <th>dBuV/m</th> <th>dB</th> <th>dBuV/m</th> <th>dBuV</th> <th>dB/m</th> <th>dB</th> <th>cm</th> <th>deg</th> </tr> </thead> <tbody> <tr> <td>1</td> <td>2483.72</td> <td>42.36</td> <td>-11.64</td> <td>54.00</td> <td>41.42</td> <td>30.83</td> <td>4.92</td> <td>34.81</td> <td>194</td> <td>36 Average</td> </tr> </tbody> </table>	Over	Limit	ReadAntenna	Cable	Preamp	A/Pos	T/Pos	Remark	Freq	Level	Limit	Line	Level	Factor	Loss	Factor	MHz	dBuV/m	dB	dBuV/m	dBuV	dB/m	dB	cm	deg	1	2483.72	42.36	-11.64	54.00	41.42	30.83	4.92	34.81	194	36 Average	<p>Fundamental Average Spectrum Plot showing Level (dBuV/m) vs Frequency (MHz) from 1000 to 3000 MHz. An average level is observed at approximately 2483.5 MHz, labeled AVG_54.</p> <table border="1"> <thead> <tr> <th>Over</th> <th>Limit</th> <th>ReadAntenna</th> <th>Cable</th> <th>Preamp</th> <th>A/Pos</th> <th>T/Pos</th> <th>Remark</th> </tr> <tr> <th>Freq</th> <th>Level</th> <th>Limit</th> <th>Line</th> <th>Level</th> <th>Factor</th> <th>Loss</th> <th>Factor</th> </tr> <tr> <th>MHz</th> <th>dBuV/m</th> <th>dB</th> <th>dBuV/m</th> <th>dBuV</th> <th>dB/m</th> <th>dB</th> <th>cm</th> <th>deg</th> </tr> </thead> <tbody> <tr> <td>1</td> <td>2480.00</td> <td>180.44</td> <td>46.44</td> <td>54.00</td> <td>99.98</td> <td>30.83</td> <td>4.92</td> <td>34.81</td> <td>194</td> <td>36 Average</td> </tr> </tbody> </table>	Over	Limit	ReadAntenna	Cable	Preamp	A/Pos	T/Pos	Remark	Freq	Level	Limit	Line	Level	Factor	Loss	Factor	MHz	dBuV/m	dB	dBuV/m	dBuV	dB/m	dB	cm	deg	1	2480.00	180.44	46.44	54.00	99.98	30.83	4.92	34.81	194	36 Average
Over	Limit	ReadAntenna	Cable	Preamp	A/Pos	T/Pos	Remark																																																																			
Freq	Level	Limit	Line	Level	Factor	Loss	Factor																																																																			
MHz	dBuV/m	dB	dBuV/m	dBuV	dB/m	dB	cm	deg																																																																		
1	2483.72	42.36	-11.64	54.00	41.42	30.83	4.92	34.81	194	36 Average																																																																
Over	Limit	ReadAntenna	Cable	Preamp	A/Pos	T/Pos	Remark																																																																			
Freq	Level	Limit	Line	Level	Factor	Loss	Factor																																																																			
MHz	dBuV/m	dB	dBuV/m	dBuV	dB/m	dB	cm	deg																																																																		
1	2480.00	180.44	46.44	54.00	99.98	30.83	4.92	34.81	194	36 Average																																																																



2.4GHz 2400~2483.5MHz Band Edge @ 3m																																																																
802.11ax20 CH11 & BLE 1M CH39& Zigbee CH11 & Lora DTS SF11 500Khz CH16																																																																
Co-location																																																																
	Vertical	Fundamental																																																														
Peak	<p>Date: 7 Level (dBuV/m)</p> <table border="1"> <thead> <tr> <th>Freq</th> <th>Level</th> <th>Over</th> <th>Limit</th> <th>ReadAntenna</th> <th>Cable</th> <th>Preamp</th> <th>A/Pos</th> <th>T/Pos</th> <th>Remark</th> </tr> <tr> <th>MHz</th> <th>dBuV/m</th> <th>dB</th> <th>dBuV/m</th> <th>dBuV/m</th> <th>dB</th> <th>dB</th> <th>cm</th> <th>deg</th> <th></th> </tr> </thead> <tbody> <tr> <td>1</td> <td>2483.56</td> <td>51.14</td> <td>-22.06</td> <td>74.00</td> <td>58.28</td> <td>38.83</td> <td>4.92</td> <td>34.81</td> <td>288</td> <td>316 Peak</td> </tr> </tbody> </table>	Freq	Level	Over	Limit	ReadAntenna	Cable	Preamp	A/Pos	T/Pos	Remark	MHz	dBuV/m	dB	dBuV/m	dBuV/m	dB	dB	cm	deg		1	2483.56	51.14	-22.06	74.00	58.28	38.83	4.92	34.81	288	316 Peak	<p>Date: 5 Level (dBuV/m)</p> <table border="1"> <thead> <tr> <th>Freq</th> <th>Level</th> <th>Over</th> <th>Limit</th> <th>ReadAntenna</th> <th>Cable</th> <th>Preamp</th> <th>A/Pos</th> <th>T/Pos</th> <th>Remark</th> </tr> <tr> <th>MHz</th> <th>dBuV/m</th> <th>dB</th> <th>dBuV/m</th> <th>dBuV/m</th> <th>dB</th> <th>dB</th> <th>cm</th> <th>deg</th> <th></th> </tr> </thead> <tbody> <tr> <td>1 *</td> <td>2480.00</td> <td>99.96</td> <td>25.96</td> <td>74.00</td> <td>99.02</td> <td>38.83</td> <td>4.92</td> <td>34.81</td> <td>288</td> <td>316 Peak</td> </tr> </tbody> </table>	Freq	Level	Over	Limit	ReadAntenna	Cable	Preamp	A/Pos	T/Pos	Remark	MHz	dBuV/m	dB	dBuV/m	dBuV/m	dB	dB	cm	deg		1 *	2480.00	99.96	25.96	74.00	99.02	38.83	4.92	34.81	288	316 Peak
Freq	Level	Over	Limit	ReadAntenna	Cable	Preamp	A/Pos	T/Pos	Remark																																																							
MHz	dBuV/m	dB	dBuV/m	dBuV/m	dB	dB	cm	deg																																																								
1	2483.56	51.14	-22.06	74.00	58.28	38.83	4.92	34.81	288	316 Peak																																																						
Freq	Level	Over	Limit	ReadAntenna	Cable	Preamp	A/Pos	T/Pos	Remark																																																							
MHz	dBuV/m	dB	dBuV/m	dBuV/m	dB	dB	cm	deg																																																								
1 *	2480.00	99.96	25.96	74.00	99.02	38.83	4.92	34.81	288	316 Peak																																																						
Avg.	<p>Date: 8 Level (dBuV/m)</p> <table border="1"> <thead> <tr> <th>Freq</th> <th>Level</th> <th>Over</th> <th>Limit</th> <th>ReadAntenna</th> <th>Cable</th> <th>Preamp</th> <th>A/Pos</th> <th>T/Pos</th> <th>Remark</th> </tr> <tr> <th>MHz</th> <th>dBuV/m</th> <th>dB</th> <th>dBuV/m</th> <th>dBuV/m</th> <th>dB</th> <th>dB</th> <th>cm</th> <th>deg</th> <th></th> </tr> </thead> <tbody> <tr> <td>1</td> <td>2483.56</td> <td>41.32</td> <td>-12.68</td> <td>54.00</td> <td>48.38</td> <td>38.83</td> <td>4.92</td> <td>34.81</td> <td>288</td> <td>316 Average</td> </tr> </tbody> </table>	Freq	Level	Over	Limit	ReadAntenna	Cable	Preamp	A/Pos	T/Pos	Remark	MHz	dBuV/m	dB	dBuV/m	dBuV/m	dB	dB	cm	deg		1	2483.56	41.32	-12.68	54.00	48.38	38.83	4.92	34.81	288	316 Average	<p>Date: 6 Level (dBuV/m)</p> <table border="1"> <thead> <tr> <th>Freq</th> <th>Level</th> <th>Over</th> <th>Limit</th> <th>ReadAntenna</th> <th>Cable</th> <th>Preamp</th> <th>A/Pos</th> <th>T/Pos</th> <th>Remark</th> </tr> <tr> <th>MHz</th> <th>dBuV/m</th> <th>dB</th> <th>dBuV/m</th> <th>dBuV/m</th> <th>dB</th> <th>dB</th> <th>cm</th> <th>deg</th> <th></th> </tr> </thead> <tbody> <tr> <td>1 *</td> <td>2480.00</td> <td>99.17</td> <td>45.17</td> <td>54.00</td> <td>98.23</td> <td>38.83</td> <td>4.92</td> <td>34.81</td> <td>288</td> <td>316 Peak</td> </tr> </tbody> </table>	Freq	Level	Over	Limit	ReadAntenna	Cable	Preamp	A/Pos	T/Pos	Remark	MHz	dBuV/m	dB	dBuV/m	dBuV/m	dB	dB	cm	deg		1 *	2480.00	99.17	45.17	54.00	98.23	38.83	4.92	34.81	288	316 Peak
Freq	Level	Over	Limit	ReadAntenna	Cable	Preamp	A/Pos	T/Pos	Remark																																																							
MHz	dBuV/m	dB	dBuV/m	dBuV/m	dB	dB	cm	deg																																																								
1	2483.56	41.32	-12.68	54.00	48.38	38.83	4.92	34.81	288	316 Average																																																						
Freq	Level	Over	Limit	ReadAntenna	Cable	Preamp	A/Pos	T/Pos	Remark																																																							
MHz	dBuV/m	dB	dBuV/m	dBuV/m	dB	dB	cm	deg																																																								
1 *	2480.00	99.17	45.17	54.00	98.23	38.83	4.92	34.81	288	316 Peak																																																						



Zigbee CH11 (Band Edge @ 3m)

2.4GHz 2400~2483.5MHz Band Edge @ 3m																																																																												
802.11ax20 CH11 & BLE 1M CH39& Zigbee CH11 & Lora DTS SF11 500Khz CH16																																																																												
Co-location																																																																												
	Horizontal	Fundamental																																																																										
Peak	<p>Date: 1 Level (dBuV/m)</p> <table border="1"> <thead> <tr> <th>Over</th> <th>Limit</th> <th>ReadAntenna</th> <th>Cable</th> <th>Preamp</th> <th>A/Pos</th> <th>T/Pos</th> <th>Remark</th> </tr> <tr> <th>Freq</th> <th>Level</th> <th>Line</th> <th>Level</th> <th>Factor</th> <th>Loss</th> <th>Factor</th> <th></th> </tr> <tr> <th>MHz</th> <th>dBuV/m</th> <th>dB</th> <th>dBuV/m</th> <th>dBuV</th> <th>dB/m</th> <th>dB</th> <th>cm</th> <th>deg</th> </tr> </thead> <tbody> <tr> <td>1</td> <td>2325.23</td> <td>49.52</td> <td>-24.48</td> <td>74.00</td> <td>48.93</td> <td>30.73</td> <td>4.73</td> <td>34.87</td> <td>139</td> <td>109</td> <td>Peak</td> </tr> </tbody> </table>	Over	Limit	ReadAntenna	Cable	Preamp	A/Pos	T/Pos	Remark	Freq	Level	Line	Level	Factor	Loss	Factor		MHz	dBuV/m	dB	dBuV/m	dBuV	dB/m	dB	cm	deg	1	2325.23	49.52	-24.48	74.00	48.93	30.73	4.73	34.87	139	109	Peak	<p>Date: 3 Level (dBuV/m)</p> <table border="1"> <thead> <tr> <th>Over</th> <th>Limit</th> <th>ReadAntenna</th> <th>Cable</th> <th>Preamp</th> <th>A/Pos</th> <th>T/Pos</th> <th>Remark</th> </tr> <tr> <th>Freq</th> <th>Level</th> <th>Line</th> <th>Level</th> <th>Factor</th> <th>Loss</th> <th>Factor</th> <th></th> </tr> <tr> <th>MHz</th> <th>dBuV/m</th> <th>dB</th> <th>dBuV/m</th> <th>dBuV</th> <th>dB/m</th> <th>dB</th> <th>cm</th> <th>deg</th> </tr> </thead> <tbody> <tr> <td>1</td> <td>2485.00</td> <td>182.73</td> <td>20.73</td> <td>74.00</td> <td>182.13</td> <td>30.63</td> <td>4.81</td> <td>34.84</td> <td>139</td> <td>189</td> <td>Peak</td> </tr> </tbody> </table>	Over	Limit	ReadAntenna	Cable	Preamp	A/Pos	T/Pos	Remark	Freq	Level	Line	Level	Factor	Loss	Factor		MHz	dBuV/m	dB	dBuV/m	dBuV	dB/m	dB	cm	deg	1	2485.00	182.73	20.73	74.00	182.13	30.63	4.81	34.84	139	189	Peak
Over	Limit	ReadAntenna	Cable	Preamp	A/Pos	T/Pos	Remark																																																																					
Freq	Level	Line	Level	Factor	Loss	Factor																																																																						
MHz	dBuV/m	dB	dBuV/m	dBuV	dB/m	dB	cm	deg																																																																				
1	2325.23	49.52	-24.48	74.00	48.93	30.73	4.73	34.87	139	109	Peak																																																																	
Over	Limit	ReadAntenna	Cable	Preamp	A/Pos	T/Pos	Remark																																																																					
Freq	Level	Line	Level	Factor	Loss	Factor																																																																						
MHz	dBuV/m	dB	dBuV/m	dBuV	dB/m	dB	cm	deg																																																																				
1	2485.00	182.73	20.73	74.00	182.13	30.63	4.81	34.84	139	189	Peak																																																																	
Avg.	<p>Date: 2 Level (dBuV/m)</p> <table border="1"> <thead> <tr> <th>Over</th> <th>Limit</th> <th>ReadAntenna</th> <th>Cable</th> <th>Preamp</th> <th>A/Pos</th> <th>T/Pos</th> <th>Remark</th> </tr> <tr> <th>Freq</th> <th>Level</th> <th>Line</th> <th>Level</th> <th>Factor</th> <th>Loss</th> <th>Factor</th> <th></th> </tr> <tr> <th>MHz</th> <th>dBuV/m</th> <th>dB</th> <th>dBuV/m</th> <th>dBuV</th> <th>dB/m</th> <th>dB</th> <th>cm</th> <th>deg</th> </tr> </thead> <tbody> <tr> <td>1</td> <td>2398.22</td> <td>37.05</td> <td>-16.95</td> <td>54.00</td> <td>37.34</td> <td>30.70</td> <td>4.77</td> <td>34.06</td> <td>139</td> <td>109</td> <td>Average</td> </tr> </tbody> </table>	Over	Limit	ReadAntenna	Cable	Preamp	A/Pos	T/Pos	Remark	Freq	Level	Line	Level	Factor	Loss	Factor		MHz	dBuV/m	dB	dBuV/m	dBuV	dB/m	dB	cm	deg	1	2398.22	37.05	-16.95	54.00	37.34	30.70	4.77	34.06	139	109	Average	<p>Date: 4 Level (dBuV/m)</p> <table border="1"> <thead> <tr> <th>Over</th> <th>Limit</th> <th>ReadAntenna</th> <th>Cable</th> <th>Preamp</th> <th>A/Pos</th> <th>T/Pos</th> <th>Remark</th> </tr> <tr> <th>Freq</th> <th>Level</th> <th>Line</th> <th>Level</th> <th>Factor</th> <th>Loss</th> <th>Factor</th> <th></th> </tr> <tr> <th>MHz</th> <th>dBuV/m</th> <th>dB</th> <th>dBuV/m</th> <th>dBuV</th> <th>dB/m</th> <th>dB</th> <th>cm</th> <th>deg</th> </tr> </thead> <tbody> <tr> <td>1</td> <td>2485.00</td> <td>100.48</td> <td>46.48</td> <td>54.00</td> <td>99.88</td> <td>30.63</td> <td>4.81</td> <td>34.84</td> <td>139</td> <td>189</td> <td>Average</td> </tr> </tbody> </table>	Over	Limit	ReadAntenna	Cable	Preamp	A/Pos	T/Pos	Remark	Freq	Level	Line	Level	Factor	Loss	Factor		MHz	dBuV/m	dB	dBuV/m	dBuV	dB/m	dB	cm	deg	1	2485.00	100.48	46.48	54.00	99.88	30.63	4.81	34.84	139	189	Average
Over	Limit	ReadAntenna	Cable	Preamp	A/Pos	T/Pos	Remark																																																																					
Freq	Level	Line	Level	Factor	Loss	Factor																																																																						
MHz	dBuV/m	dB	dBuV/m	dBuV	dB/m	dB	cm	deg																																																																				
1	2398.22	37.05	-16.95	54.00	37.34	30.70	4.77	34.06	139	109	Average																																																																	
Over	Limit	ReadAntenna	Cable	Preamp	A/Pos	T/Pos	Remark																																																																					
Freq	Level	Line	Level	Factor	Loss	Factor																																																																						
MHz	dBuV/m	dB	dBuV/m	dBuV	dB/m	dB	cm	deg																																																																				
1	2485.00	100.48	46.48	54.00	99.88	30.63	4.81	34.84	139	189	Average																																																																	



2.4GHz 2400~2483.5MHz Band Edge @ 3m																																																																												
802.11ax20 CH11 & BLE 1M CH39& Zigbee CH11 & Lora DTS SF11 500Khz CH16																																																																												
Co-location																																																																												
	Vertical	Fundamental																																																																										
<b>Peak</b>	<p>Date: 5 Date: 2023.10.14</p> <table border="1"> <thead> <tr> <th>Over</th> <th>Limit</th> <th>ReadAntenna</th> <th>Cable</th> <th>Preamp</th> <th>A/Pos</th> <th>T/Pos</th> <th>Remark</th> </tr> <tr> <th>Freq</th> <th>Level</th> <th>Limit</th> <th>Line</th> <th>Level</th> <th>Factor</th> <th>Loss</th> <th>Factor</th> </tr> <tr> <th>MHz</th> <th>dBuV/m</th> <th>dB</th> <th>dBuV/m</th> <th>dBuV</th> <th>dB/m</th> <th>dB</th> <th>ca</th> <th>deg</th> </tr> </thead> <tbody> <tr> <td>1</td> <td>2366.68</td> <td>55.85</td> <td>-18.15</td> <td>74.00</td> <td>59.26</td> <td>38.67</td> <td>4.77</td> <td>34.85</td> <td>138</td> <td>132</td> <td>Peak</td> </tr> </tbody> </table>	Over	Limit	ReadAntenna	Cable	Preamp	A/Pos	T/Pos	Remark	Freq	Level	Limit	Line	Level	Factor	Loss	Factor	MHz	dBuV/m	dB	dBuV/m	dBuV	dB/m	dB	ca	deg	1	2366.68	55.85	-18.15	74.00	59.26	38.67	4.77	34.85	138	132	Peak	<p>Date: 7 Date: 2023.10.14</p> <table border="1"> <thead> <tr> <th>Over</th> <th>Limit</th> <th>ReadAntenna</th> <th>Cable</th> <th>Preamp</th> <th>A/Pos</th> <th>T/Pos</th> <th>Remark</th> </tr> <tr> <th>Freq</th> <th>Level</th> <th>Limit</th> <th>Line</th> <th>Level</th> <th>Factor</th> <th>Loss</th> <th>Factor</th> </tr> <tr> <th>MHz</th> <th>dBuV/m</th> <th>dB</th> <th>dBuV/m</th> <th>dBuV</th> <th>dB/m</th> <th>dB</th> <th>ca</th> <th>deg</th> </tr> </thead> <tbody> <tr> <td>1</td> <td>2469.80</td> <td>114.58</td> <td>48.58</td> <td>74.00</td> <td>113.90</td> <td>38.63</td> <td>4.81</td> <td>34.84</td> <td>138</td> <td>132</td> <td>Peak</td> </tr> </tbody> </table>	Over	Limit	ReadAntenna	Cable	Preamp	A/Pos	T/Pos	Remark	Freq	Level	Limit	Line	Level	Factor	Loss	Factor	MHz	dBuV/m	dB	dBuV/m	dBuV	dB/m	dB	ca	deg	1	2469.80	114.58	48.58	74.00	113.90	38.63	4.81	34.84	138	132	Peak
Over	Limit	ReadAntenna	Cable	Preamp	A/Pos	T/Pos	Remark																																																																					
Freq	Level	Limit	Line	Level	Factor	Loss	Factor																																																																					
MHz	dBuV/m	dB	dBuV/m	dBuV	dB/m	dB	ca	deg																																																																				
1	2366.68	55.85	-18.15	74.00	59.26	38.67	4.77	34.85	138	132	Peak																																																																	
Over	Limit	ReadAntenna	Cable	Preamp	A/Pos	T/Pos	Remark																																																																					
Freq	Level	Limit	Line	Level	Factor	Loss	Factor																																																																					
MHz	dBuV/m	dB	dBuV/m	dBuV	dB/m	dB	ca	deg																																																																				
1	2469.80	114.58	48.58	74.00	113.90	38.63	4.81	34.84	138	132	Peak																																																																	
<b>Avg.</b>	<p>Date: 6 Date: 2023.10.14</p> <table border="1"> <thead> <tr> <th>Over</th> <th>Limit</th> <th>ReadAntenna</th> <th>Cable</th> <th>Preamp</th> <th>A/Pos</th> <th>T/Pos</th> <th>Remark</th> </tr> <tr> <th>Freq</th> <th>Level</th> <th>Limit</th> <th>Line</th> <th>Level</th> <th>Factor</th> <th>Loss</th> <th>Factor</th> </tr> <tr> <th>MHz</th> <th>dBuV/m</th> <th>dB</th> <th>dBuV/m</th> <th>dBuV</th> <th>dB/m</th> <th>dB</th> <th>ca</th> <th>deg</th> </tr> </thead> <tbody> <tr> <td>1</td> <td>2368.49</td> <td>45.86</td> <td>-8.94</td> <td>54.00</td> <td>44.47</td> <td>38.67</td> <td>4.77</td> <td>34.85</td> <td>138</td> <td>132</td> <td>Average</td> </tr> </tbody> </table>	Over	Limit	ReadAntenna	Cable	Preamp	A/Pos	T/Pos	Remark	Freq	Level	Limit	Line	Level	Factor	Loss	Factor	MHz	dBuV/m	dB	dBuV/m	dBuV	dB/m	dB	ca	deg	1	2368.49	45.86	-8.94	54.00	44.47	38.67	4.77	34.85	138	132	Average	<p>Date: 8 Date: 2023.10.14</p> <table border="1"> <thead> <tr> <th>Over</th> <th>Limit</th> <th>ReadAntenna</th> <th>Cable</th> <th>Preamp</th> <th>A/Pos</th> <th>T/Pos</th> <th>Remark</th> </tr> <tr> <th>Freq</th> <th>Level</th> <th>Limit</th> <th>Line</th> <th>Level</th> <th>Factor</th> <th>Loss</th> <th>Factor</th> </tr> <tr> <th>MHz</th> <th>dBuV/m</th> <th>dB</th> <th>dBuV/m</th> <th>dBuV</th> <th>dB/m</th> <th>dB</th> <th>ca</th> <th>deg</th> </tr> </thead> <tbody> <tr> <td>1</td> <td>2465.00</td> <td>112.26</td> <td>58.26</td> <td>54.00</td> <td>111.66</td> <td>38.63</td> <td>4.81</td> <td>34.84</td> <td>138</td> <td>132</td> <td>Average</td> </tr> </tbody> </table>	Over	Limit	ReadAntenna	Cable	Preamp	A/Pos	T/Pos	Remark	Freq	Level	Limit	Line	Level	Factor	Loss	Factor	MHz	dBuV/m	dB	dBuV/m	dBuV	dB/m	dB	ca	deg	1	2465.00	112.26	58.26	54.00	111.66	38.63	4.81	34.84	138	132	Average
Over	Limit	ReadAntenna	Cable	Preamp	A/Pos	T/Pos	Remark																																																																					
Freq	Level	Limit	Line	Level	Factor	Loss	Factor																																																																					
MHz	dBuV/m	dB	dBuV/m	dBuV	dB/m	dB	ca	deg																																																																				
1	2368.49	45.86	-8.94	54.00	44.47	38.67	4.77	34.85	138	132	Average																																																																	
Over	Limit	ReadAntenna	Cable	Preamp	A/Pos	T/Pos	Remark																																																																					
Freq	Level	Limit	Line	Level	Factor	Loss	Factor																																																																					
MHz	dBuV/m	dB	dBuV/m	dBuV	dB/m	dB	ca	deg																																																																				
1	2465.00	112.26	58.26	54.00	111.66	38.63	4.81	34.84	138	132	Average																																																																	





Lora DTS SF11 500Khz CH16 (Band Edge @ 3m)

902.5-926.5 Band Edge @ 3m																																																																																																			
802.11ax20 CH11 & BLE 1M CH39& Zigbee CH11 & Lora DTS SF11 500Khz CH16																																																																																																			
Co-location																																																																																																			
Horizontal	Vertical																																																																																																		
<p><b>Peak</b></p> <table border="1"> <thead> <tr> <th>Over</th> <th>Line</th> <th>Level</th> <th>Factor</th> <th>Loss</th> <th>Factor</th> <th>Al/Pos</th> <th>T/Pos</th> <th>Remark</th> </tr> <tr> <th>MHz</th> <th>dBuV/m</th> <th>dB</th> <th>dBuV/m</th> <th>dBuV</th> <th>dB/m</th> <th>dB</th> <th>cm</th> <th>deg</th> </tr> </thead> <tbody> <tr> <td>1</td> <td>888.68</td> <td>51.56</td> <td>.....</td> <td>54.00</td> <td>28.74</td> <td>3.12</td> <td>34.30</td> <td>100</td> <td>75 Peak</td> </tr> <tr> <td>2</td> <td>924.44</td> <td>118.00</td> <td>-13.94</td> <td>130.00</td> <td>118.22</td> <td>28.50</td> <td>3.18</td> <td>34.30</td> <td>100</td> <td>75 Peak</td> </tr> <tr> <td>3</td> <td>941.08</td> <td>60.14</td> <td>.....</td> <td>60.62</td> <td>25.50</td> <td>3.20</td> <td>34.30</td> <td>100</td> <td>75 Peak</td> </tr> </tbody> </table>	Over	Line	Level	Factor	Loss	Factor	Al/Pos	T/Pos	Remark	MHz	dBuV/m	dB	dBuV/m	dBuV	dB/m	dB	cm	deg	1	888.68	51.56	.....	54.00	28.74	3.12	34.30	100	75 Peak	2	924.44	118.00	-13.94	130.00	118.22	28.50	3.18	34.30	100	75 Peak	3	941.08	60.14	.....	60.62	25.50	3.20	34.30	100	75 Peak	<table border="1"> <thead> <tr> <th>Over</th> <th>Line</th> <th>Level</th> <th>Factor</th> <th>Loss</th> <th>Factor</th> <th>Al/Pos</th> <th>T/Pos</th> <th>Remark</th> </tr> <tr> <th>MHz</th> <th>dBuV/m</th> <th>dB</th> <th>dBuV/m</th> <th>dBuV</th> <th>dB/m</th> <th>dB</th> <th>cm</th> <th>deg</th> </tr> </thead> <tbody> <tr> <td>1</td> <td>888.69</td> <td>52.19</td> <td>.....</td> <td>54.66</td> <td>28.70</td> <td>3.13</td> <td>34.30</td> <td>100</td> <td>82 Peak</td> </tr> <tr> <td>2</td> <td>924.44</td> <td>118.04</td> <td>-13.90</td> <td>130.00</td> <td>118.00</td> <td>28.50</td> <td>3.18</td> <td>34.30</td> <td>100</td> <td>82 Peak</td> </tr> <tr> <td>3</td> <td>953.44</td> <td>52.64</td> <td>.....</td> <td>54.00</td> <td>29.70</td> <td>3.27</td> <td>34.29</td> <td>100</td> <td>82 Peak</td> </tr> </tbody> </table>	Over	Line	Level	Factor	Loss	Factor	Al/Pos	T/Pos	Remark	MHz	dBuV/m	dB	dBuV/m	dBuV	dB/m	dB	cm	deg	1	888.69	52.19	.....	54.66	28.70	3.13	34.30	100	82 Peak	2	924.44	118.04	-13.90	130.00	118.00	28.50	3.18	34.30	100	82 Peak	3	953.44	52.64	.....	54.00	29.70	3.27	34.29	100	82 Peak
Over	Line	Level	Factor	Loss	Factor	Al/Pos	T/Pos	Remark																																																																																											
MHz	dBuV/m	dB	dBuV/m	dBuV	dB/m	dB	cm	deg																																																																																											
1	888.68	51.56	.....	54.00	28.74	3.12	34.30	100	75 Peak																																																																																										
2	924.44	118.00	-13.94	130.00	118.22	28.50	3.18	34.30	100	75 Peak																																																																																									
3	941.08	60.14	.....	60.62	25.50	3.20	34.30	100	75 Peak																																																																																										
Over	Line	Level	Factor	Loss	Factor	Al/Pos	T/Pos	Remark																																																																																											
MHz	dBuV/m	dB	dBuV/m	dBuV	dB/m	dB	cm	deg																																																																																											
1	888.69	52.19	.....	54.66	28.70	3.13	34.30	100	82 Peak																																																																																										
2	924.44	118.04	-13.90	130.00	118.00	28.50	3.18	34.30	100	82 Peak																																																																																									
3	953.44	52.64	.....	54.00	29.70	3.27	34.29	100	82 Peak																																																																																										



802.11ax20 CH11 & BLE 1M CH39& Zigbee CH11& Lora DTS SF11 500Khz CH16

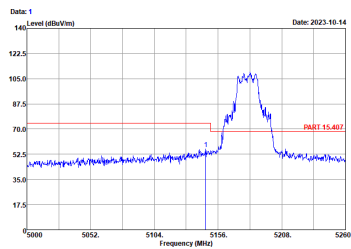
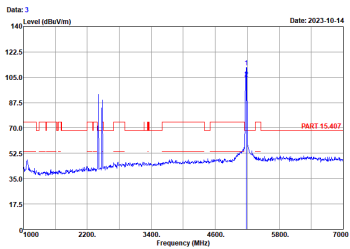
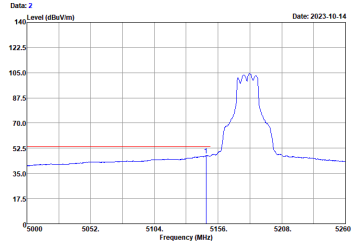
(Harmonic @ 3m)

(Harmonic @ 3m)																																																																																																																																																																																																							
802.11ax20 CH11 & BLE 1M CH39& Zigbee CH11& Lora DTS SF11 500Khz CH16																																																																																																																																																																																																							
Co-location																																																																																																																																																																																																							
Horizontal	Vertical																																																																																																																																																																																																						
<p><b>Peak</b></p> <table border="1"> <thead> <tr> <th>Peak</th> <th>Freq</th> <th>Level</th> <th>Limit</th> <th>Modulation</th> <th>Bandwidth</th> <th>CAISZ</th> <th>Preamp</th> <th>A/Pos</th> <th>T/Pos</th> <th>Remark</th> </tr> <tr> <th>1</th> <th>1825.00</th> <th>41.00</th> <th>-33.00</th> <th>74.00</th> <th>42.47</th> <th>29.60</th> <th>4.21</th> <th>35.28</th> <th>---</th> <th>Peak</th> </tr> </thead> <tbody> <tr> <td>2</td> <td>2745.50</td> <td>46.13</td> <td>-27.89</td> <td>74.00</td> <td>43.89</td> <td>31.60</td> <td>5.24</td> <td>34.61</td> <td>---</td> <td>Peak</td> </tr> <tr> <td>3</td> <td>3055.00</td> <td>49.63</td> <td>-31.37</td> <td>74.00</td> <td>58.67</td> <td>32.82</td> <td>6.18</td> <td>37.84</td> <td>---</td> <td>Peak</td> </tr> <tr> <td>4</td> <td>4018.00</td> <td>45.65</td> <td>-28.35</td> <td>74.00</td> <td>61.14</td> <td>34.23</td> <td>7.75</td> <td>37.47</td> <td>---</td> <td>Peak</td> </tr> <tr> <td>5</td> <td>4924.00</td> <td>41.82</td> <td>-32.13</td> <td>74.00</td> <td>57.17</td> <td>34.00</td> <td>7.08</td> <td>37.55</td> <td>---</td> <td>Peak</td> </tr> <tr> <td>6</td> <td>4960.00</td> <td>41.89</td> <td>-32.13</td> <td>74.00</td> <td>57.21</td> <td>34.45</td> <td>7.81</td> <td>37.58</td> <td>---</td> <td>Peak</td> </tr> <tr> <td>7</td> <td>7360.00</td> <td>43.34</td> <td>-30.06</td> <td>74.00</td> <td>58.28</td> <td>35.41</td> <td>9.28</td> <td>38.96</td> <td>---</td> <td>Peak</td> </tr> <tr> <td>8</td> <td>7448.00</td> <td>44.35</td> <td>-29.65</td> <td>74.00</td> <td>58.73</td> <td>35.41</td> <td>9.19</td> <td>38.98</td> <td>---</td> <td>Peak</td> </tr> </tbody> </table>	Peak	Freq	Level	Limit	Modulation	Bandwidth	CAISZ	Preamp	A/Pos	T/Pos	Remark	1	1825.00	41.00	-33.00	74.00	42.47	29.60	4.21	35.28	---	Peak	2	2745.50	46.13	-27.89	74.00	43.89	31.60	5.24	34.61	---	Peak	3	3055.00	49.63	-31.37	74.00	58.67	32.82	6.18	37.84	---	Peak	4	4018.00	45.65	-28.35	74.00	61.14	34.23	7.75	37.47	---	Peak	5	4924.00	41.82	-32.13	74.00	57.17	34.00	7.08	37.55	---	Peak	6	4960.00	41.89	-32.13	74.00	57.21	34.45	7.81	37.58	---	Peak	7	7360.00	43.34	-30.06	74.00	58.28	35.41	9.28	38.96	---	Peak	8	7448.00	44.35	-29.65	74.00	58.73	35.41	9.19	38.98	---	Peak	<table border="1"> <thead> <tr> <th>Peak</th> <th>Freq</th> <th>Level</th> <th>Limit</th> <th>Modulation</th> <th>Bandwidth</th> <th>CAISZ</th> <th>Preamp</th> <th>A/Pos</th> <th>T/Pos</th> <th>Remark</th> </tr> <tr> <th>1</th> <th>1825.00</th> <th>48.75</th> <th>-33.25</th> <th>74.00</th> <th>42.22</th> <th>29.60</th> <th>4.21</th> <th>35.28</th> <th>---</th> <th>Peak</th> </tr> </thead> <tbody> <tr> <td>2</td> <td>2745.50</td> <td>43.91</td> <td>-30.09</td> <td>74.00</td> <td>43.68</td> <td>31.60</td> <td>5.24</td> <td>34.61</td> <td>---</td> <td>Peak</td> </tr> <tr> <td>3</td> <td>3055.00</td> <td>48.93</td> <td>-31.07</td> <td>74.00</td> <td>58.97</td> <td>32.82</td> <td>6.18</td> <td>37.84</td> <td>---</td> <td>Peak</td> </tr> <tr> <td>4</td> <td>4018.00</td> <td>45.49</td> <td>-29.51</td> <td>74.00</td> <td>60.98</td> <td>34.23</td> <td>7.75</td> <td>37.47</td> <td>---</td> <td>Peak</td> </tr> <tr> <td>5</td> <td>4924.00</td> <td>41.18</td> <td>-32.82</td> <td>74.00</td> <td>56.51</td> <td>34.00</td> <td>7.08</td> <td>37.55</td> <td>---</td> <td>Peak</td> </tr> <tr> <td>6</td> <td>4960.00</td> <td>41.91</td> <td>-32.09</td> <td>74.00</td> <td>57.23</td> <td>34.45</td> <td>7.81</td> <td>37.58</td> <td>---</td> <td>Peak</td> </tr> <tr> <td>7</td> <td>7360.00</td> <td>43.98</td> <td>-30.04</td> <td>74.00</td> <td>58.90</td> <td>35.41</td> <td>9.28</td> <td>38.96</td> <td>---</td> <td>Peak</td> </tr> <tr> <td>8</td> <td>7448.00</td> <td>43.53</td> <td>-30.47</td> <td>74.00</td> <td>57.91</td> <td>35.41</td> <td>9.19</td> <td>38.98</td> <td>---</td> <td>Peak</td> </tr> </tbody> </table>	Peak	Freq	Level	Limit	Modulation	Bandwidth	CAISZ	Preamp	A/Pos	T/Pos	Remark	1	1825.00	48.75	-33.25	74.00	42.22	29.60	4.21	35.28	---	Peak	2	2745.50	43.91	-30.09	74.00	43.68	31.60	5.24	34.61	---	Peak	3	3055.00	48.93	-31.07	74.00	58.97	32.82	6.18	37.84	---	Peak	4	4018.00	45.49	-29.51	74.00	60.98	34.23	7.75	37.47	---	Peak	5	4924.00	41.18	-32.82	74.00	56.51	34.00	7.08	37.55	---	Peak	6	4960.00	41.91	-32.09	74.00	57.23	34.45	7.81	37.58	---	Peak	7	7360.00	43.98	-30.04	74.00	58.90	35.41	9.28	38.96	---	Peak	8	7448.00	43.53	-30.47	74.00	57.91	35.41	9.19	38.98	---	Peak
Peak	Freq	Level	Limit	Modulation	Bandwidth	CAISZ	Preamp	A/Pos	T/Pos	Remark																																																																																																																																																																																													
1	1825.00	41.00	-33.00	74.00	42.47	29.60	4.21	35.28	---	Peak																																																																																																																																																																																													
2	2745.50	46.13	-27.89	74.00	43.89	31.60	5.24	34.61	---	Peak																																																																																																																																																																																													
3	3055.00	49.63	-31.37	74.00	58.67	32.82	6.18	37.84	---	Peak																																																																																																																																																																																													
4	4018.00	45.65	-28.35	74.00	61.14	34.23	7.75	37.47	---	Peak																																																																																																																																																																																													
5	4924.00	41.82	-32.13	74.00	57.17	34.00	7.08	37.55	---	Peak																																																																																																																																																																																													
6	4960.00	41.89	-32.13	74.00	57.21	34.45	7.81	37.58	---	Peak																																																																																																																																																																																													
7	7360.00	43.34	-30.06	74.00	58.28	35.41	9.28	38.96	---	Peak																																																																																																																																																																																													
8	7448.00	44.35	-29.65	74.00	58.73	35.41	9.19	38.98	---	Peak																																																																																																																																																																																													
Peak	Freq	Level	Limit	Modulation	Bandwidth	CAISZ	Preamp	A/Pos	T/Pos	Remark																																																																																																																																																																																													
1	1825.00	48.75	-33.25	74.00	42.22	29.60	4.21	35.28	---	Peak																																																																																																																																																																																													
2	2745.50	43.91	-30.09	74.00	43.68	31.60	5.24	34.61	---	Peak																																																																																																																																																																																													
3	3055.00	48.93	-31.07	74.00	58.97	32.82	6.18	37.84	---	Peak																																																																																																																																																																																													
4	4018.00	45.49	-29.51	74.00	60.98	34.23	7.75	37.47	---	Peak																																																																																																																																																																																													
5	4924.00	41.18	-32.82	74.00	56.51	34.00	7.08	37.55	---	Peak																																																																																																																																																																																													
6	4960.00	41.91	-32.09	74.00	57.23	34.45	7.81	37.58	---	Peak																																																																																																																																																																																													
7	7360.00	43.98	-30.04	74.00	58.90	35.41	9.28	38.96	---	Peak																																																																																																																																																																																													
8	7448.00	43.53	-30.47	74.00	57.91	35.41	9.19	38.98	---	Peak																																																																																																																																																																																													



Mode 6 802.11a CH36 & BLE 1M CH39& Zigbee CH11& Lora DTS SF11 500Khz CH16

802.11a CH36 (Band Edge @ 3m)

5GHz 5150~5250MHz Band Edge @ 3m																																									
802.11a CH36 & BLE 1M CH39& Zigbee CH11& Lora DTS SF11 500Khz CH16																																									
Co-location																																									
	Horizontal																																								
	Fundamental																																								
<b>Peak</b>	 <p>Data: 1 Level (dBuV/m) Date: 2023-10-14</p> <table border="1"> <thead> <tr> <th>Over</th> <th>Limit</th> <th>ReadAntenna</th> <th>Cable</th> <th>Preamp</th> <th>A/Pos</th> <th>T/Pos</th> <th>Remark</th> </tr> <tr> <th>Freq</th> <th>Level</th> <th>Line</th> <th>Level</th> <th>Factor</th> <th>Loss</th> <th>Factor</th> <th></th> </tr> <tr> <th>MHz</th> <th>dBuV/m</th> <th>dB</th> <th>dBuV/m</th> <th>dB</th> <th>dB</th> <th>dB</th> <th>deg</th> </tr> </thead> <tbody> <tr> <td>1</td> <td>5145.86</td> <td>56.14</td> <td>-17.86</td> <td>74.00</td> <td>47.58</td> <td>34.62</td> <td>7.91 33.97 218 262 Peak</td> </tr> </tbody> </table>	Over	Limit	ReadAntenna	Cable	Preamp	A/Pos	T/Pos	Remark	Freq	Level	Line	Level	Factor	Loss	Factor		MHz	dBuV/m	dB	dBuV/m	dB	dB	dB	deg	1	5145.86	56.14	-17.86	74.00	47.58	34.62	7.91 33.97 218 262 Peak								
Over	Limit	ReadAntenna	Cable	Preamp	A/Pos	T/Pos	Remark																																		
Freq	Level	Line	Level	Factor	Loss	Factor																																			
MHz	dBuV/m	dB	dBuV/m	dB	dB	dB	deg																																		
1	5145.86	56.14	-17.86	74.00	47.58	34.62	7.91 33.97 218 262 Peak																																		
	 <p>Data: 3 Level (dBuV/m) Date: 2023-10-14</p> <table border="1"> <thead> <tr> <th>Over</th> <th>Limit</th> <th>ReadAntenna</th> <th>Cable</th> <th>Preamp</th> <th>A/Pos</th> <th>T/Pos</th> <th>Remark</th> </tr> <tr> <th>Freq</th> <th>Level</th> <th>Line</th> <th>Level</th> <th>Factor</th> <th>Loss</th> <th>Factor</th> <th></th> </tr> <tr> <th>MHz</th> <th>dBuV/m</th> <th>dB</th> <th>dBuV/m</th> <th>dB</th> <th>dB</th> <th>dB</th> <th>deg</th> </tr> </thead> <tbody> <tr> <td>1</td> <td>5188.00</td> <td>112.83</td> <td>43.73</td> <td>68.38</td> <td>183.40</td> <td>34.65</td> <td>7.93 33.95 218 262 Peak</td> </tr> <tr> <td>2</td> <td>5188.00</td> <td>183.93</td> <td>.....</td> <td>95.38</td> <td>34.65</td> <td>7.93 33.95</td> <td>218 262 Average</td> </tr> </tbody> </table>	Over	Limit	ReadAntenna	Cable	Preamp	A/Pos	T/Pos	Remark	Freq	Level	Line	Level	Factor	Loss	Factor		MHz	dBuV/m	dB	dBuV/m	dB	dB	dB	deg	1	5188.00	112.83	43.73	68.38	183.40	34.65	7.93 33.95 218 262 Peak	2	5188.00	183.93	.....	95.38	34.65	7.93 33.95	218 262 Average
Over	Limit	ReadAntenna	Cable	Preamp	A/Pos	T/Pos	Remark																																		
Freq	Level	Line	Level	Factor	Loss	Factor																																			
MHz	dBuV/m	dB	dBuV/m	dB	dB	dB	deg																																		
1	5188.00	112.83	43.73	68.38	183.40	34.65	7.93 33.95 218 262 Peak																																		
2	5188.00	183.93	.....	95.38	34.65	7.93 33.95	218 262 Average																																		
<b>Avg.</b>	 <p>Data: 2 Level (dBuV/m) Date: 2023-10-14</p> <table border="1"> <thead> <tr> <th>Over</th> <th>Limit</th> <th>ReadAntenna</th> <th>Cable</th> <th>Preamp</th> <th>A/Pos</th> <th>T/Pos</th> <th>Remark</th> </tr> <tr> <th>Freq</th> <th>Level</th> <th>Line</th> <th>Level</th> <th>Factor</th> <th>Loss</th> <th>Factor</th> <th></th> </tr> <tr> <th>MHz</th> <th>dBuV/m</th> <th>dB</th> <th>dBuV/m</th> <th>dB</th> <th>dB</th> <th>dB</th> <th>deg</th> </tr> </thead> <tbody> <tr> <td>1</td> <td>5146.12</td> <td>47.54</td> <td>-6.46</td> <td>54.00</td> <td>38.98</td> <td>34.62</td> <td>7.91 33.97 218 262 Average</td> </tr> </tbody> </table>	Over	Limit	ReadAntenna	Cable	Preamp	A/Pos	T/Pos	Remark	Freq	Level	Line	Level	Factor	Loss	Factor		MHz	dBuV/m	dB	dBuV/m	dB	dB	dB	deg	1	5146.12	47.54	-6.46	54.00	38.98	34.62	7.91 33.97 218 262 Average								
Over	Limit	ReadAntenna	Cable	Preamp	A/Pos	T/Pos	Remark																																		
Freq	Level	Line	Level	Factor	Loss	Factor																																			
MHz	dBuV/m	dB	dBuV/m	dB	dB	dB	deg																																		
1	5146.12	47.54	-6.46	54.00	38.98	34.62	7.91 33.97 218 262 Average																																		



5GHz 5150~5250MHz Band Edge @ 3m																																																																										
802.11a CH36 & BLE 1M CH39 & Zigbee CH11 & Lora DTS SF11 500Khz CH16																																																																										
Co-location																																																																										
	Vertical	Fundamental																																																																								
Peak	<p>Date: 4 Date: 2023-10-14</p> <p>Level (dBuV/m)</p> <p>Frequency (MHz)</p> <table border="1"> <thead> <tr> <th>Over</th> <th>Limit</th> <th>ReadAntenna</th> <th>Cable</th> <th>Preamp</th> <th>A/Pos</th> <th>T/Pos</th> <th>Remark</th> </tr> <tr> <th>Freq</th> <th>Level</th> <th>Limit</th> <th>Level</th> <th>Factor</th> <th>Loss</th> <th>Factor</th> <th></th> </tr> <tr> <th>MHz</th> <th>dBuV/m</th> <th>dB</th> <th>dBuV/m</th> <th>dB</th> <th>dB</th> <th>cm</th> <th>deg</th> </tr> </thead> <tbody> <tr> <td>1</td> <td>5147.16</td> <td>57.86</td> <td>-16.94</td> <td>74.88</td> <td>48.58</td> <td>34.62</td> <td>7.93 33.97 272 326 Peak</td> </tr> </tbody> </table>	Over	Limit	ReadAntenna	Cable	Preamp	A/Pos	T/Pos	Remark	Freq	Level	Limit	Level	Factor	Loss	Factor		MHz	dBuV/m	dB	dBuV/m	dB	dB	cm	deg	1	5147.16	57.86	-16.94	74.88	48.58	34.62	7.93 33.97 272 326 Peak	<p>Date: 6 Date: 2023-10-14</p> <p>Level (dBuV/m)</p> <p>Frequency (MHz)</p> <table border="1"> <thead> <tr> <th>Over</th> <th>Limit</th> <th>ReadAntenna</th> <th>Cable</th> <th>Preamp</th> <th>A/Pos</th> <th>T/Pos</th> <th>Remark</th> </tr> <tr> <th>Freq</th> <th>Level</th> <th>Limit</th> <th>Level</th> <th>Factor</th> <th>Loss</th> <th>Factor</th> <th></th> </tr> <tr> <th>MHz</th> <th>dBuV/m</th> <th>dB</th> <th>dBuV/m</th> <th>dB</th> <th>dB</th> <th>cm</th> <th>deg</th> </tr> </thead> <tbody> <tr> <td>1</td> <td>5188.00</td> <td>111.18</td> <td>42.88</td> <td>68.30</td> <td>182.47</td> <td>34.65</td> <td>7.93 33.95 272 326 Peak</td> </tr> <tr> <td>2</td> <td>5189.00</td> <td>182.89</td> <td>-----</td> <td>94.26</td> <td>34.65</td> <td>7.93 33.95</td> <td>272 326 Average</td> </tr> </tbody> </table>	Over	Limit	ReadAntenna	Cable	Preamp	A/Pos	T/Pos	Remark	Freq	Level	Limit	Level	Factor	Loss	Factor		MHz	dBuV/m	dB	dBuV/m	dB	dB	cm	deg	1	5188.00	111.18	42.88	68.30	182.47	34.65	7.93 33.95 272 326 Peak	2	5189.00	182.89	-----	94.26	34.65	7.93 33.95	272 326 Average
Over	Limit	ReadAntenna	Cable	Preamp	A/Pos	T/Pos	Remark																																																																			
Freq	Level	Limit	Level	Factor	Loss	Factor																																																																				
MHz	dBuV/m	dB	dBuV/m	dB	dB	cm	deg																																																																			
1	5147.16	57.86	-16.94	74.88	48.58	34.62	7.93 33.97 272 326 Peak																																																																			
Over	Limit	ReadAntenna	Cable	Preamp	A/Pos	T/Pos	Remark																																																																			
Freq	Level	Limit	Level	Factor	Loss	Factor																																																																				
MHz	dBuV/m	dB	dBuV/m	dB	dB	cm	deg																																																																			
1	5188.00	111.18	42.88	68.30	182.47	34.65	7.93 33.95 272 326 Peak																																																																			
2	5189.00	182.89	-----	94.26	34.65	7.93 33.95	272 326 Average																																																																			
Avg.	<p>Date: 5 Date: 2023-10-14</p> <p>Level (dBuV/m)</p> <p>Frequency (MHz)</p> <table border="1"> <thead> <tr> <th>Over</th> <th>Limit</th> <th>ReadAntenna</th> <th>Cable</th> <th>Preamp</th> <th>A/Pos</th> <th>T/Pos</th> <th>Remark</th> </tr> <tr> <th>Freq</th> <th>Level</th> <th>Limit</th> <th>Level</th> <th>Factor</th> <th>Loss</th> <th>Factor</th> <th></th> </tr> <tr> <th>MHz</th> <th>dBuV/m</th> <th>dB</th> <th>dBuV/m</th> <th>dB</th> <th>dB</th> <th>cm</th> <th>deg</th> </tr> </thead> <tbody> <tr> <td>1</td> <td>5147.94</td> <td>45.45</td> <td>-8.55</td> <td>54.00</td> <td>36.89</td> <td>34.62</td> <td>7.93 33.97 272 326 Average</td> </tr> </tbody> </table>	Over	Limit	ReadAntenna	Cable	Preamp	A/Pos	T/Pos	Remark	Freq	Level	Limit	Level	Factor	Loss	Factor		MHz	dBuV/m	dB	dBuV/m	dB	dB	cm	deg	1	5147.94	45.45	-8.55	54.00	36.89	34.62	7.93 33.97 272 326 Average																																									
Over	Limit	ReadAntenna	Cable	Preamp	A/Pos	T/Pos	Remark																																																																			
Freq	Level	Limit	Level	Factor	Loss	Factor																																																																				
MHz	dBuV/m	dB	dBuV/m	dB	dB	cm	deg																																																																			
1	5147.94	45.45	-8.55	54.00	36.89	34.62	7.93 33.97 272 326 Average																																																																			



BLE 1M CH39 (Band Edge @ 3m)

2.4GHz 2400~2483.5MHz Band Edge @ 3m																																																																				
802.11a CH36 & BLE 1M CH39 & Zigbee CH11 & Lora DTS SF11 500Khz CH16																																																																				
Co-location																																																																				
	Horizontal																																																																			
	Fundamental																																																																			
Peak	<p>Date: 3 Date: 2023-10-14</p> <table border="1"> <thead> <tr> <th>Over</th> <th>Limit</th> <th>ReadAntenna</th> <th>Cable</th> <th>Preamp</th> <th>A/Pos</th> <th>T/Pos</th> <th>Remark</th> </tr> <tr> <th>Freq</th> <th>Level</th> <th>Line</th> <th>Level</th> <th>Factor</th> <th>Loss</th> <th>Factor</th> <th></th> </tr> <tr> <th>MHz</th> <th>dBuV/m</th> <th>dB</th> <th>dBuV/m</th> <th>dB</th> <th>dB</th> <th>dB</th> <th>cm deg</th> </tr> </thead> <tbody> <tr> <td>1</td> <td>2499.24</td> <td>49.00</td> <td>-25.00</td> <td>74.00</td> <td>47.00</td> <td>30.90</td> <td>4.92 34.00</td> <td>194 36 Peak</td> </tr> </tbody> </table>	Over	Limit	ReadAntenna	Cable	Preamp	A/Pos	T/Pos	Remark	Freq	Level	Line	Level	Factor	Loss	Factor		MHz	dBuV/m	dB	dBuV/m	dB	dB	dB	cm deg	1	2499.24	49.00	-25.00	74.00	47.00	30.90	4.92 34.00	194 36 Peak	<p>Date: 1 Date: 2023-10-14</p> <table border="1"> <thead> <tr> <th>Over</th> <th>Limit</th> <th>ReadAntenna</th> <th>Cable</th> <th>Preamp</th> <th>A/Pos</th> <th>T/Pos</th> <th>Remark</th> </tr> <tr> <th>Freq</th> <th>Level</th> <th>Line</th> <th>Level</th> <th>Factor</th> <th>Loss</th> <th>Factor</th> <th></th> </tr> <tr> <th>MHz</th> <th>dBuV/m</th> <th>dB</th> <th>dBuV/m</th> <th>dB</th> <th>dB</th> <th>dB</th> <th>cm deg</th> </tr> </thead> <tbody> <tr> <td>1 *</td> <td>2480.00</td> <td>100.70</td> <td>20.70</td> <td>74.00</td> <td>99.02</td> <td>30.93</td> <td>4.92 34.01</td> <td>194 36 Peak</td> </tr> </tbody> </table>	Over	Limit	ReadAntenna	Cable	Preamp	A/Pos	T/Pos	Remark	Freq	Level	Line	Level	Factor	Loss	Factor		MHz	dBuV/m	dB	dBuV/m	dB	dB	dB	cm deg	1 *	2480.00	100.70	20.70	74.00	99.02	30.93	4.92 34.01	194 36 Peak
	Over	Limit	ReadAntenna	Cable	Preamp	A/Pos	T/Pos	Remark																																																												
Freq	Level	Line	Level	Factor	Loss	Factor																																																														
MHz	dBuV/m	dB	dBuV/m	dB	dB	dB	cm deg																																																													
1	2499.24	49.00	-25.00	74.00	47.00	30.90	4.92 34.00	194 36 Peak																																																												
Over	Limit	ReadAntenna	Cable	Preamp	A/Pos	T/Pos	Remark																																																													
Freq	Level	Line	Level	Factor	Loss	Factor																																																														
MHz	dBuV/m	dB	dBuV/m	dB	dB	dB	cm deg																																																													
1 *	2480.00	100.70	20.70	74.00	99.02	30.93	4.92 34.01	194 36 Peak																																																												
Avg.	<p>Date: 4 Date: 2023-10-14</p> <table border="1"> <thead> <tr> <th>Over</th> <th>Limit</th> <th>ReadAntenna</th> <th>Cable</th> <th>Preamp</th> <th>A/Pos</th> <th>T/Pos</th> <th>Remark</th> </tr> <tr> <th>Freq</th> <th>Level</th> <th>Line</th> <th>Level</th> <th>Factor</th> <th>Loss</th> <th>Factor</th> <th></th> </tr> <tr> <th>MHz</th> <th>dBuV/m</th> <th>dB</th> <th>dBuV/m</th> <th>dB</th> <th>dB</th> <th>dB</th> <th>cm deg</th> </tr> </thead> <tbody> <tr> <td>1</td> <td>2483.56</td> <td>38.59</td> <td>-15.41</td> <td>54.00</td> <td>37.65</td> <td>30.83</td> <td>4.92 34.01</td> <td>194 36 Average</td> </tr> </tbody> </table>	Over	Limit	ReadAntenna	Cable	Preamp	A/Pos	T/Pos	Remark	Freq	Level	Line	Level	Factor	Loss	Factor		MHz	dBuV/m	dB	dBuV/m	dB	dB	dB	cm deg	1	2483.56	38.59	-15.41	54.00	37.65	30.83	4.92 34.01	194 36 Average	<p>Date: 2 Date: 2023-10-14</p> <table border="1"> <thead> <tr> <th>Over</th> <th>Limit</th> <th>ReadAntenna</th> <th>Cable</th> <th>Preamp</th> <th>A/Pos</th> <th>T/Pos</th> <th>Remark</th> </tr> <tr> <th>Freq</th> <th>Level</th> <th>Line</th> <th>Level</th> <th>Factor</th> <th>Loss</th> <th>Factor</th> <th></th> </tr> <tr> <th>MHz</th> <th>dBuV/m</th> <th>dB</th> <th>dBuV/m</th> <th>dB</th> <th>dB</th> <th>dB</th> <th>cm deg</th> </tr> </thead> <tbody> <tr> <td>1 *</td> <td>2480.00</td> <td>99.81</td> <td>45.81</td> <td>54.00</td> <td>98.87</td> <td>30.83</td> <td>4.92 34.01</td> <td>194 36 Average</td> </tr> </tbody> </table>	Over	Limit	ReadAntenna	Cable	Preamp	A/Pos	T/Pos	Remark	Freq	Level	Line	Level	Factor	Loss	Factor		MHz	dBuV/m	dB	dBuV/m	dB	dB	dB	cm deg	1 *	2480.00	99.81	45.81	54.00	98.87	30.83	4.92 34.01	194 36 Average
	Over	Limit	ReadAntenna	Cable	Preamp	A/Pos	T/Pos	Remark																																																												
Freq	Level	Line	Level	Factor	Loss	Factor																																																														
MHz	dBuV/m	dB	dBuV/m	dB	dB	dB	cm deg																																																													
1	2483.56	38.59	-15.41	54.00	37.65	30.83	4.92 34.01	194 36 Average																																																												
Over	Limit	ReadAntenna	Cable	Preamp	A/Pos	T/Pos	Remark																																																													
Freq	Level	Line	Level	Factor	Loss	Factor																																																														
MHz	dBuV/m	dB	dBuV/m	dB	dB	dB	cm deg																																																													
1 *	2480.00	99.81	45.81	54.00	98.87	30.83	4.92 34.01	194 36 Average																																																												



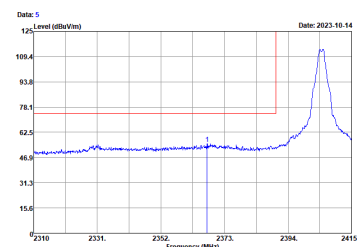
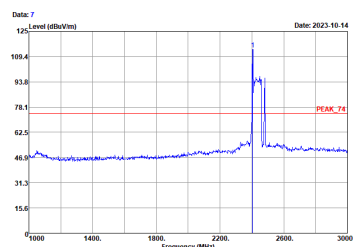
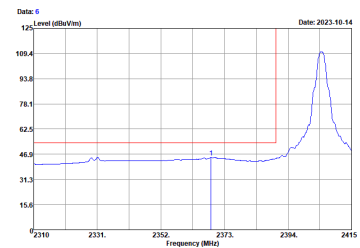
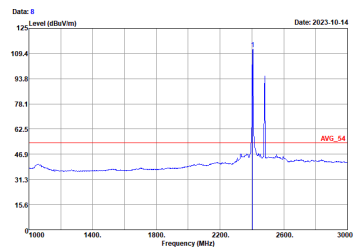
2.4GHz 2400~2483.5MHz Band Edge @ 3m																																																																		
802.11a CH36 & BLE 1M CH39& Zigbee CH11& Lora DTS SF11 500Khz CH16																																																																		
Co-location																																																																		
	Vertical	Fundamental																																																																
Peak	<p>Date: 7 Date: 2023-10-14</p> <p>Level (dBuV/m) vs Frequency (MHz)</p> <table border="1"> <thead> <tr> <th>Over</th> <th>Limit</th> <th>ReadAntenna</th> <th>Cable</th> <th>Preamp</th> <th>A/Pos</th> <th>T/Pos</th> <th>Remark</th> </tr> <tr> <th>Freq</th> <th>Level</th> <th>Limit</th> <th>Line</th> <th>Level</th> <th>Factor</th> <th>Loss</th> <th>Factor</th> </tr> <tr> <th>MHz</th> <th>dBuV/m</th> <th>dB</th> <th>dBuV/m</th> <th>dBuV/m</th> <th>dB</th> <th>dB</th> <th>cm deg</th> </tr> </thead> <tbody> <tr> <td>1</td> <td>2483.56</td> <td>49.96</td> <td>-24.84</td> <td>74.80</td> <td>49.82</td> <td>30.83</td> <td>4.92 34.81 214 320 Peak</td> </tr> </tbody> </table>	Over	Limit	ReadAntenna	Cable	Preamp	A/Pos	T/Pos	Remark	Freq	Level	Limit	Line	Level	Factor	Loss	Factor	MHz	dBuV/m	dB	dBuV/m	dBuV/m	dB	dB	cm deg	1	2483.56	49.96	-24.84	74.80	49.82	30.83	4.92 34.81 214 320 Peak	<p>Date: 5 Date: 2023-10-14</p> <p>Level (dBuV/m) vs Frequency (MHz)</p> <table border="1"> <thead> <tr> <th>Over</th> <th>Limit</th> <th>ReadAntenna</th> <th>Cable</th> <th>Preamp</th> <th>A/Pos</th> <th>T/Pos</th> <th>Remark</th> </tr> <tr> <th>Freq</th> <th>Level</th> <th>Limit</th> <th>Line</th> <th>Level</th> <th>Factor</th> <th>Loss</th> <th>Factor</th> </tr> <tr> <th>MHz</th> <th>dBuV/m</th> <th>dB</th> <th>dBuV/m</th> <th>dBuV/m</th> <th>dB</th> <th>dB</th> <th>cm deg</th> </tr> </thead> <tbody> <tr> <td>1 *</td> <td>2480.00</td> <td>100.23</td> <td>26.23</td> <td>74.00</td> <td>99.29</td> <td>30.83</td> <td>4.92 34.81 214 320 Peak</td> </tr> </tbody> </table>	Over	Limit	ReadAntenna	Cable	Preamp	A/Pos	T/Pos	Remark	Freq	Level	Limit	Line	Level	Factor	Loss	Factor	MHz	dBuV/m	dB	dBuV/m	dBuV/m	dB	dB	cm deg	1 *	2480.00	100.23	26.23	74.00	99.29	30.83	4.92 34.81 214 320 Peak
Over	Limit	ReadAntenna	Cable	Preamp	A/Pos	T/Pos	Remark																																																											
Freq	Level	Limit	Line	Level	Factor	Loss	Factor																																																											
MHz	dBuV/m	dB	dBuV/m	dBuV/m	dB	dB	cm deg																																																											
1	2483.56	49.96	-24.84	74.80	49.82	30.83	4.92 34.81 214 320 Peak																																																											
Over	Limit	ReadAntenna	Cable	Preamp	A/Pos	T/Pos	Remark																																																											
Freq	Level	Limit	Line	Level	Factor	Loss	Factor																																																											
MHz	dBuV/m	dB	dBuV/m	dBuV/m	dB	dB	cm deg																																																											
1 *	2480.00	100.23	26.23	74.00	99.29	30.83	4.92 34.81 214 320 Peak																																																											
Avg.	<p>Date: 8 Date: 2023-10-14</p> <p>Level (dBuV/m) vs Frequency (MHz)</p> <table border="1"> <thead> <tr> <th>Over</th> <th>Limit</th> <th>ReadAntenna</th> <th>Cable</th> <th>Preamp</th> <th>A/Pos</th> <th>T/Pos</th> <th>Remark</th> </tr> <tr> <th>Freq</th> <th>Level</th> <th>Limit</th> <th>Line</th> <th>Level</th> <th>Factor</th> <th>Loss</th> <th>Factor</th> </tr> <tr> <th>MHz</th> <th>dBuV/m</th> <th>dB</th> <th>dBuV/m</th> <th>dBuV/m</th> <th>dB</th> <th>dB</th> <th>cm deg</th> </tr> </thead> <tbody> <tr> <td>1</td> <td>2484.04</td> <td>39.17</td> <td>-14.83</td> <td>54.00</td> <td>38.23</td> <td>30.83</td> <td>4.92 34.81 214 320 Average</td> </tr> </tbody> </table>	Over	Limit	ReadAntenna	Cable	Preamp	A/Pos	T/Pos	Remark	Freq	Level	Limit	Line	Level	Factor	Loss	Factor	MHz	dBuV/m	dB	dBuV/m	dBuV/m	dB	dB	cm deg	1	2484.04	39.17	-14.83	54.00	38.23	30.83	4.92 34.81 214 320 Average	<p>Date: 6 Date: 2023-10-14</p> <p>Level (dBuV/m) vs Frequency (MHz)</p> <table border="1"> <thead> <tr> <th>Over</th> <th>Limit</th> <th>ReadAntenna</th> <th>Cable</th> <th>Preamp</th> <th>A/Pos</th> <th>T/Pos</th> <th>Remark</th> </tr> <tr> <th>Freq</th> <th>Level</th> <th>Limit</th> <th>Line</th> <th>Level</th> <th>Factor</th> <th>Loss</th> <th>Factor</th> </tr> <tr> <th>MHz</th> <th>dBuV/m</th> <th>dB</th> <th>dBuV/m</th> <th>dBuV/m</th> <th>dB</th> <th>dB</th> <th>cm deg</th> </tr> </thead> <tbody> <tr> <td>1 *</td> <td>2480.00</td> <td>99.66</td> <td>45.66</td> <td>54.00</td> <td>96.72</td> <td>30.83</td> <td>4.92 34.81 214 320 Average</td> </tr> </tbody> </table>	Over	Limit	ReadAntenna	Cable	Preamp	A/Pos	T/Pos	Remark	Freq	Level	Limit	Line	Level	Factor	Loss	Factor	MHz	dBuV/m	dB	dBuV/m	dBuV/m	dB	dB	cm deg	1 *	2480.00	99.66	45.66	54.00	96.72	30.83	4.92 34.81 214 320 Average
Over	Limit	ReadAntenna	Cable	Preamp	A/Pos	T/Pos	Remark																																																											
Freq	Level	Limit	Line	Level	Factor	Loss	Factor																																																											
MHz	dBuV/m	dB	dBuV/m	dBuV/m	dB	dB	cm deg																																																											
1	2484.04	39.17	-14.83	54.00	38.23	30.83	4.92 34.81 214 320 Average																																																											
Over	Limit	ReadAntenna	Cable	Preamp	A/Pos	T/Pos	Remark																																																											
Freq	Level	Limit	Line	Level	Factor	Loss	Factor																																																											
MHz	dBuV/m	dB	dBuV/m	dBuV/m	dB	dB	cm deg																																																											
1 *	2480.00	99.66	45.66	54.00	96.72	30.83	4.92 34.81 214 320 Average																																																											



Zigbee CH11 (Band Edge @ 3m)

2.4GHz 2400~2483.5MHz Band Edge @ 3m		
802.11a CH36 & BLE 1M CH39& Zigbee CH11& Lora DTS SF11 500Khz CH16		
Co-location		
	Horizontal	Fundamental
Peak	<p>Date: 1 Date: 2023-10-14</p> <p>1 2355.57 49.08 -34.92 74.00 48.50 30.67 4.77 34.86 137 110 Peak</p>	<p>Date: 3 Date: 2023-10-14</p> <p>1 * 2405.00 102.77 28.77 74.00 102.17 30.63 4.81 34.84 137 110 Peak</p>
Avg.	<p>Date: 2 Date: 2023-10-14</p> <p>1 2368.49 37.48 -16.52 54.00 36.89 30.67 4.77 34.85 137 110 Average</p>	<p>Date: 4 Date: 2023-10-14</p> <p>1 * 2405.00 100.69 46.69 54.00 100.89 30.63 4.81 34.84 137 110 Average</p>



2.4GHz 2400~2483.5MHz Band Edge @ 3m																																																																										
802.11a CH36 & BLE 1M CH39 & Zigbee CH11 & Lora DTS SF11 500Khz CH16																																																																										
Co-location																																																																										
	Vertical	Fundamental																																																																								
Peak	 <p>Date: 5 Date: 2023-10-14</p> <table border="1"> <thead> <tr> <th>Over</th> <th>Limit</th> <th>ReadAntenna</th> <th>Cable</th> <th>Preamp</th> <th>A/Pos</th> <th>T/Pos</th> <th>Remark</th> </tr> <tr> <th>Freq</th> <th>Level</th> <th>Level</th> <th>Level</th> <th>Level</th> <th>Factor</th> <th>Loss</th> <th>Factor</th> </tr> <tr> <th>MHz</th> <th>dBuV/m</th> <th>dB</th> <th>dBuV/m</th> <th>dBuV</th> <th>dB/m</th> <th>dB</th> <th>cm</th> <th>deg</th> </tr> </thead> <tbody> <tr> <td>1</td> <td>2367.23</td> <td>55.51</td> <td>-18.49</td> <td>74.00</td> <td>54.92</td> <td>38.67</td> <td>4.77</td> <td>34.85</td> <td>139</td> <td>136 Peak</td> </tr> </tbody> </table>	Over	Limit	ReadAntenna	Cable	Preamp	A/Pos	T/Pos	Remark	Freq	Level	Level	Level	Level	Factor	Loss	Factor	MHz	dBuV/m	dB	dBuV/m	dBuV	dB/m	dB	cm	deg	1	2367.23	55.51	-18.49	74.00	54.92	38.67	4.77	34.85	139	136 Peak	 <p>Date: 7 Date: 2023-10-14</p> <table border="1"> <thead> <tr> <th>Over</th> <th>Limit</th> <th>ReadAntenna</th> <th>Cable</th> <th>Preamp</th> <th>A/Pos</th> <th>T/Pos</th> <th>Remark</th> </tr> <tr> <th>Freq</th> <th>Level</th> <th>Level</th> <th>Level</th> <th>Level</th> <th>Factor</th> <th>Loss</th> <th>Factor</th> </tr> <tr> <th>MHz</th> <th>dBuV/m</th> <th>dB</th> <th>dBuV/m</th> <th>dBuV</th> <th>dB/m</th> <th>dB</th> <th>cm</th> <th>deg</th> </tr> </thead> <tbody> <tr> <td>1</td> <td>2405.00</td> <td>114.82</td> <td>48.02</td> <td>74.00</td> <td>115.42</td> <td>38.63</td> <td>4.81</td> <td>34.84</td> <td>139</td> <td>136 Peak</td> </tr> </tbody> </table>	Over	Limit	ReadAntenna	Cable	Preamp	A/Pos	T/Pos	Remark	Freq	Level	Level	Level	Level	Factor	Loss	Factor	MHz	dBuV/m	dB	dBuV/m	dBuV	dB/m	dB	cm	deg	1	2405.00	114.82	48.02	74.00	115.42	38.63	4.81	34.84	139	136 Peak
Over	Limit	ReadAntenna	Cable	Preamp	A/Pos	T/Pos	Remark																																																																			
Freq	Level	Level	Level	Level	Factor	Loss	Factor																																																																			
MHz	dBuV/m	dB	dBuV/m	dBuV	dB/m	dB	cm	deg																																																																		
1	2367.23	55.51	-18.49	74.00	54.92	38.67	4.77	34.85	139	136 Peak																																																																
Over	Limit	ReadAntenna	Cable	Preamp	A/Pos	T/Pos	Remark																																																																			
Freq	Level	Level	Level	Level	Factor	Loss	Factor																																																																			
MHz	dBuV/m	dB	dBuV/m	dBuV	dB/m	dB	cm	deg																																																																		
1	2405.00	114.82	48.02	74.00	115.42	38.63	4.81	34.84	139	136 Peak																																																																
Avg.	 <p>Date: 6 Date: 2023-10-14</p> <table border="1"> <thead> <tr> <th>Over</th> <th>Limit</th> <th>ReadAntenna</th> <th>Cable</th> <th>Preamp</th> <th>A/Pos</th> <th>T/Pos</th> <th>Remark</th> </tr> <tr> <th>Freq</th> <th>Level</th> <th>Level</th> <th>Level</th> <th>Level</th> <th>Factor</th> <th>Loss</th> <th>Factor</th> </tr> <tr> <th>MHz</th> <th>dBuV/m</th> <th>dB</th> <th>dBuV/m</th> <th>dBuV</th> <th>dB/m</th> <th>dB</th> <th>cm</th> <th>deg</th> </tr> </thead> <tbody> <tr> <td>1</td> <td>2368.59</td> <td>44.06</td> <td>-9.04</td> <td>54.00</td> <td>44.41</td> <td>38.63</td> <td>4.77</td> <td>34.85</td> <td>139</td> <td>136 Average</td> </tr> </tbody> </table>	Over	Limit	ReadAntenna	Cable	Preamp	A/Pos	T/Pos	Remark	Freq	Level	Level	Level	Level	Factor	Loss	Factor	MHz	dBuV/m	dB	dBuV/m	dBuV	dB/m	dB	cm	deg	1	2368.59	44.06	-9.04	54.00	44.41	38.63	4.77	34.85	139	136 Average	 <p>Date: 8 Date: 2023-10-14</p> <table border="1"> <thead> <tr> <th>Over</th> <th>Limit</th> <th>ReadAntenna</th> <th>Cable</th> <th>Preamp</th> <th>A/Pos</th> <th>T/Pos</th> <th>Remark</th> </tr> <tr> <th>Freq</th> <th>Level</th> <th>Level</th> <th>Level</th> <th>Level</th> <th>Factor</th> <th>Loss</th> <th>Factor</th> </tr> <tr> <th>MHz</th> <th>dBuV/m</th> <th>dB</th> <th>dBuV/m</th> <th>dBuV</th> <th>dB/m</th> <th>dB</th> <th>cm</th> <th>deg</th> </tr> </thead> <tbody> <tr> <td>1</td> <td>2405.00</td> <td>111.97</td> <td>57.97</td> <td>54.00</td> <td>111.37</td> <td>38.63</td> <td>4.81</td> <td>34.84</td> <td>139</td> <td>136 Average</td> </tr> </tbody> </table>	Over	Limit	ReadAntenna	Cable	Preamp	A/Pos	T/Pos	Remark	Freq	Level	Level	Level	Level	Factor	Loss	Factor	MHz	dBuV/m	dB	dBuV/m	dBuV	dB/m	dB	cm	deg	1	2405.00	111.97	57.97	54.00	111.37	38.63	4.81	34.84	139	136 Average
Over	Limit	ReadAntenna	Cable	Preamp	A/Pos	T/Pos	Remark																																																																			
Freq	Level	Level	Level	Level	Factor	Loss	Factor																																																																			
MHz	dBuV/m	dB	dBuV/m	dBuV	dB/m	dB	cm	deg																																																																		
1	2368.59	44.06	-9.04	54.00	44.41	38.63	4.77	34.85	139	136 Average																																																																
Over	Limit	ReadAntenna	Cable	Preamp	A/Pos	T/Pos	Remark																																																																			
Freq	Level	Level	Level	Level	Factor	Loss	Factor																																																																			
MHz	dBuV/m	dB	dBuV/m	dBuV	dB/m	dB	cm	deg																																																																		
1	2405.00	111.97	57.97	54.00	111.37	38.63	4.81	34.84	139	136 Average																																																																





Lora DTS SF11 500Khz CH16 (Band Edge @ 3m)

902.5~926.5 Band Edge @ 3m																																																																																																																
802.11a CH36 & BLE 1M CH39& Zigbee CH11& Lora DTS SF11 500Khz CH16 Co-location																																																																																																																
	Horizontal	Vertical																																																																																																														
Peak	<p>Date: 1 Date: 2023-10-14</p> <table border="1"> <thead> <tr> <th>Peak</th> <th>Freq</th> <th>Level</th> <th>Over</th> <th>Limit</th> <th>ReadAntenna</th> <th>Cable</th> <th>Preamp</th> <th>A/Pos</th> <th>T/Pos</th> <th>Remark</th> </tr> <tr> <th></th> <th>MHz</th> <th>dBuV/m</th> <th>dB</th> <th>dBuV/m</th> <th>dB</th> <th>dB</th> <th>dB</th> <th>cm</th> <th>deg</th> <th></th> </tr> </thead> <tbody> <tr> <td>1</td> <td>899.89</td> <td>50.21</td> <td>-----</td> <td>52.66</td> <td>28.77</td> <td>3.12</td> <td>34.30</td> <td>100</td> <td></td> <td>52 Peak</td> </tr> <tr> <td>2</td> <td>914.64</td> <td>115.94</td> <td>-14.86</td> <td>130.00</td> <td>118.18</td> <td>28.96</td> <td>3.18</td> <td>34.30</td> <td>100</td> <td>52 Peak</td> </tr> <tr> <td>3</td> <td>941.88</td> <td>51.39</td> <td>-----</td> <td>52.87</td> <td>29.58</td> <td>3.24</td> <td>34.30</td> <td>100</td> <td></td> <td>52 Peak</td> </tr> </tbody> </table>	Peak	Freq	Level	Over	Limit	ReadAntenna	Cable	Preamp	A/Pos	T/Pos	Remark		MHz	dBuV/m	dB	dBuV/m	dB	dB	dB	cm	deg		1	899.89	50.21	-----	52.66	28.77	3.12	34.30	100		52 Peak	2	914.64	115.94	-14.86	130.00	118.18	28.96	3.18	34.30	100	52 Peak	3	941.88	51.39	-----	52.87	29.58	3.24	34.30	100		52 Peak	<p>Date: 2 Date: 2023-10-14</p> <table border="1"> <thead> <tr> <th>Peak</th> <th>Freq</th> <th>Level</th> <th>Over</th> <th>Limit</th> <th>ReadAntenna</th> <th>Cable</th> <th>Preamp</th> <th>A/Pos</th> <th>T/Pos</th> <th>Remark</th> </tr> <tr> <th></th> <th>MHz</th> <th>dBuV/m</th> <th>dB</th> <th>dBuV/m</th> <th>dB</th> <th>dB</th> <th>dB</th> <th>cm</th> <th>deg</th> <th></th> </tr> </thead> <tbody> <tr> <td>1</td> <td>889.69</td> <td>54.64</td> <td>-----</td> <td>57.11</td> <td>32.70</td> <td>3.12</td> <td>34.30</td> <td>100</td> <td></td> <td>69 Peak</td> </tr> <tr> <td>2</td> <td>914.64</td> <td>116.85</td> <td>-13.14</td> <td>130.00</td> <td>115.82</td> <td>28.96</td> <td>3.18</td> <td>34.30</td> <td>100</td> <td>69 Peak</td> </tr> <tr> <td>3</td> <td>953.44</td> <td>55.29</td> <td>-----</td> <td>56.53</td> <td>29.78</td> <td>3.27</td> <td>34.29</td> <td>100</td> <td></td> <td>69 Peak</td> </tr> </tbody> </table>	Peak	Freq	Level	Over	Limit	ReadAntenna	Cable	Preamp	A/Pos	T/Pos	Remark		MHz	dBuV/m	dB	dBuV/m	dB	dB	dB	cm	deg		1	889.69	54.64	-----	57.11	32.70	3.12	34.30	100		69 Peak	2	914.64	116.85	-13.14	130.00	115.82	28.96	3.18	34.30	100	69 Peak	3	953.44	55.29	-----	56.53	29.78	3.27	34.29	100		69 Peak
Peak	Freq	Level	Over	Limit	ReadAntenna	Cable	Preamp	A/Pos	T/Pos	Remark																																																																																																						
	MHz	dBuV/m	dB	dBuV/m	dB	dB	dB	cm	deg																																																																																																							
1	899.89	50.21	-----	52.66	28.77	3.12	34.30	100		52 Peak																																																																																																						
2	914.64	115.94	-14.86	130.00	118.18	28.96	3.18	34.30	100	52 Peak																																																																																																						
3	941.88	51.39	-----	52.87	29.58	3.24	34.30	100		52 Peak																																																																																																						
Peak	Freq	Level	Over	Limit	ReadAntenna	Cable	Preamp	A/Pos	T/Pos	Remark																																																																																																						
	MHz	dBuV/m	dB	dBuV/m	dB	dB	dB	cm	deg																																																																																																							
1	889.69	54.64	-----	57.11	32.70	3.12	34.30	100		69 Peak																																																																																																						
2	914.64	116.85	-13.14	130.00	115.82	28.96	3.18	34.30	100	69 Peak																																																																																																						
3	953.44	55.29	-----	56.53	29.78	3.27	34.29	100		69 Peak																																																																																																						



802.11a CH36 & BLE 1M CH39 & Zigbee CH11 & Lora DTS SF11 500Khz CH16

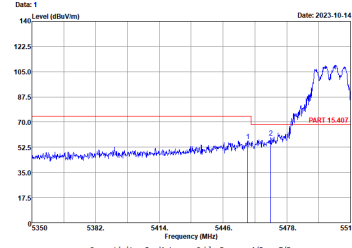
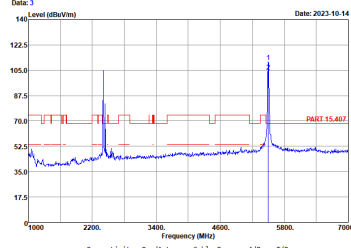
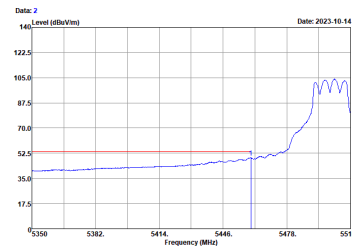
(Harmonic @ 3m)

(Harmonic @ 3m)																																																																																																																																																																																																							
802.11a CH36 & BLE 1M CH39 & Zigbee CH11 & Lora DTS SF11 500Khz CH16																																																																																																																																																																																																							
Co-location																																																																																																																																																																																																							
Horizontal	Vertical																																																																																																																																																																																																						
<p><b>Peak</b></p> <table border="1"> <thead> <tr> <th>Peak</th> <th>Freq (MHz)</th> <th>Level (dBuV/m)</th> <th>Over Level</th> <th>Limit</th> <th>ReadAntenna</th> <th>Cable</th> <th>Preamp</th> <th>A/Pos</th> <th>T/Pos</th> <th>Remark</th> </tr> </thead> <tbody> <tr><td>1</td><td>1825.00</td><td>41.04</td><td>-22.00</td><td>74.00</td><td>42.51</td><td>20.60</td><td>4.22</td><td>35.28</td><td>---</td><td>--- Peak</td></tr> <tr><td>2</td><td>2743.50</td><td>49.30</td><td>-24.70</td><td>74.00</td><td>47.87</td><td>31.00</td><td>5.24</td><td>34.61</td><td>---</td><td>--- Peak</td></tr> <tr><td>3</td><td>3058.00</td><td>48.71</td><td>-23.20</td><td>74.00</td><td>58.75</td><td>32.82</td><td>6.18</td><td>57.04</td><td>---</td><td>--- Peak</td></tr> <tr><td>4</td><td>4810.00</td><td>45.00</td><td>-20.00</td><td>74.00</td><td>68.60</td><td>34.23</td><td>7.75</td><td>57.47</td><td>---</td><td>--- Peak</td></tr> <tr><td>5</td><td>4960.00</td><td>43.03</td><td>-18.90</td><td>74.00</td><td>58.33</td><td>34.45</td><td>7.03</td><td>57.58</td><td>---</td><td>--- Peak</td></tr> <tr><td>6</td><td>7440.00</td><td>42.00</td><td>-11.00</td><td>74.00</td><td>56.78</td><td>35.41</td><td>8.25</td><td>58.08</td><td>---</td><td>--- Peak</td></tr> <tr><td>7</td><td>10560.00</td><td>46.08</td><td>-21.42</td><td>68.30</td><td>57.88</td><td>37.34</td><td>10.73</td><td>58.99</td><td>---</td><td>--- Peak</td></tr> <tr><td>8</td><td>13540.00</td><td>47.34</td><td>-20.00</td><td>74.00</td><td>55.22</td><td>38.93</td><td>12.72</td><td>58.93</td><td>---</td><td>--- Peak</td></tr> </tbody> </table>	Peak	Freq (MHz)	Level (dBuV/m)	Over Level	Limit	ReadAntenna	Cable	Preamp	A/Pos	T/Pos	Remark	1	1825.00	41.04	-22.00	74.00	42.51	20.60	4.22	35.28	---	--- Peak	2	2743.50	49.30	-24.70	74.00	47.87	31.00	5.24	34.61	---	--- Peak	3	3058.00	48.71	-23.20	74.00	58.75	32.82	6.18	57.04	---	--- Peak	4	4810.00	45.00	-20.00	74.00	68.60	34.23	7.75	57.47	---	--- Peak	5	4960.00	43.03	-18.90	74.00	58.33	34.45	7.03	57.58	---	--- Peak	6	7440.00	42.00	-11.00	74.00	56.78	35.41	8.25	58.08	---	--- Peak	7	10560.00	46.08	-21.42	68.30	57.88	37.34	10.73	58.99	---	--- Peak	8	13540.00	47.34	-20.00	74.00	55.22	38.93	12.72	58.93	---	--- Peak	<table border="1"> <thead> <tr> <th>Peak</th> <th>Freq (MHz)</th> <th>Level (dBuV/m)</th> <th>Over Level</th> <th>Limit</th> <th>ReadAntenna</th> <th>Cable</th> <th>Preamp</th> <th>A/Pos</th> <th>T/Pos</th> <th>Remark</th> </tr> </thead> <tbody> <tr><td>1</td><td>1825.00</td><td>41.21</td><td>-22.00</td><td>74.00</td><td>42.20</td><td>20.60</td><td>4.22</td><td>35.28</td><td>---</td><td>--- Peak</td></tr> <tr><td>2</td><td>2743.50</td><td>45.60</td><td>-24.34</td><td>74.00</td><td>43.43</td><td>31.00</td><td>5.24</td><td>34.61</td><td>---</td><td>--- Peak</td></tr> <tr><td>3</td><td>3058.00</td><td>48.20</td><td>-23.82</td><td>74.00</td><td>58.62</td><td>32.82</td><td>6.18</td><td>57.04</td><td>---</td><td>--- Peak</td></tr> <tr><td>4</td><td>4810.00</td><td>43.00</td><td>-20.00</td><td>74.00</td><td>58.20</td><td>34.23</td><td>7.75</td><td>57.47</td><td>---</td><td>--- Peak</td></tr> <tr><td>5</td><td>4960.00</td><td>42.67</td><td>-13.33</td><td>74.00</td><td>57.99</td><td>34.45</td><td>7.03</td><td>57.58</td><td>---</td><td>--- Peak</td></tr> <tr><td>6</td><td>7440.00</td><td>43.00</td><td>-20.00</td><td>74.00</td><td>57.41</td><td>35.41</td><td>8.25</td><td>58.08</td><td>---</td><td>--- Peak</td></tr> <tr><td>7</td><td>10560.00</td><td>46.73</td><td>-21.57</td><td>68.30</td><td>57.65</td><td>37.34</td><td>10.73</td><td>58.99</td><td>---</td><td>--- Peak</td></tr> <tr><td>8</td><td>13540.00</td><td>47.19</td><td>-20.02</td><td>74.00</td><td>54.47</td><td>38.93</td><td>12.72</td><td>58.93</td><td>---</td><td>--- Peak</td></tr> </tbody> </table>	Peak	Freq (MHz)	Level (dBuV/m)	Over Level	Limit	ReadAntenna	Cable	Preamp	A/Pos	T/Pos	Remark	1	1825.00	41.21	-22.00	74.00	42.20	20.60	4.22	35.28	---	--- Peak	2	2743.50	45.60	-24.34	74.00	43.43	31.00	5.24	34.61	---	--- Peak	3	3058.00	48.20	-23.82	74.00	58.62	32.82	6.18	57.04	---	--- Peak	4	4810.00	43.00	-20.00	74.00	58.20	34.23	7.75	57.47	---	--- Peak	5	4960.00	42.67	-13.33	74.00	57.99	34.45	7.03	57.58	---	--- Peak	6	7440.00	43.00	-20.00	74.00	57.41	35.41	8.25	58.08	---	--- Peak	7	10560.00	46.73	-21.57	68.30	57.65	37.34	10.73	58.99	---	--- Peak	8	13540.00	47.19	-20.02	74.00	54.47	38.93	12.72	58.93	---	--- Peak
Peak	Freq (MHz)	Level (dBuV/m)	Over Level	Limit	ReadAntenna	Cable	Preamp	A/Pos	T/Pos	Remark																																																																																																																																																																																													
1	1825.00	41.04	-22.00	74.00	42.51	20.60	4.22	35.28	---	--- Peak																																																																																																																																																																																													
2	2743.50	49.30	-24.70	74.00	47.87	31.00	5.24	34.61	---	--- Peak																																																																																																																																																																																													
3	3058.00	48.71	-23.20	74.00	58.75	32.82	6.18	57.04	---	--- Peak																																																																																																																																																																																													
4	4810.00	45.00	-20.00	74.00	68.60	34.23	7.75	57.47	---	--- Peak																																																																																																																																																																																													
5	4960.00	43.03	-18.90	74.00	58.33	34.45	7.03	57.58	---	--- Peak																																																																																																																																																																																													
6	7440.00	42.00	-11.00	74.00	56.78	35.41	8.25	58.08	---	--- Peak																																																																																																																																																																																													
7	10560.00	46.08	-21.42	68.30	57.88	37.34	10.73	58.99	---	--- Peak																																																																																																																																																																																													
8	13540.00	47.34	-20.00	74.00	55.22	38.93	12.72	58.93	---	--- Peak																																																																																																																																																																																													
Peak	Freq (MHz)	Level (dBuV/m)	Over Level	Limit	ReadAntenna	Cable	Preamp	A/Pos	T/Pos	Remark																																																																																																																																																																																													
1	1825.00	41.21	-22.00	74.00	42.20	20.60	4.22	35.28	---	--- Peak																																																																																																																																																																																													
2	2743.50	45.60	-24.34	74.00	43.43	31.00	5.24	34.61	---	--- Peak																																																																																																																																																																																													
3	3058.00	48.20	-23.82	74.00	58.62	32.82	6.18	57.04	---	--- Peak																																																																																																																																																																																													
4	4810.00	43.00	-20.00	74.00	58.20	34.23	7.75	57.47	---	--- Peak																																																																																																																																																																																													
5	4960.00	42.67	-13.33	74.00	57.99	34.45	7.03	57.58	---	--- Peak																																																																																																																																																																																													
6	7440.00	43.00	-20.00	74.00	57.41	35.41	8.25	58.08	---	--- Peak																																																																																																																																																																																													
7	10560.00	46.73	-21.57	68.30	57.65	37.34	10.73	58.99	---	--- Peak																																																																																																																																																																																													
8	13540.00	47.19	-20.02	74.00	54.47	38.93	12.72	58.93	---	--- Peak																																																																																																																																																																																													



Mode 7 802.11a CH100 & BLE 1M CH19 & Zigbee CH11 & Lora DTS SF11 500Khz CH16

802.11a CH100 (Band Edge @ 3m)

5GHz 5470~5725MHz Band Edge @ 3m																																																																																		
802.11a CH100 & BLE 1M CH19 & Zigbee CH11 & Lora DTS SF11 500Khz CH16																																																																																		
Co-location																																																																																		
	Horizontal	Fundamental																																																																																
Peak	 <table border="1"> <thead> <tr> <th>Over</th> <th>Limit</th> <th>ReadAntenna</th> <th>Cable</th> <th>Preamp</th> <th>A/Pos</th> <th>T/Pos</th> <th>Remark</th> </tr> <tr> <th>Freq</th> <th>Level</th> <th>Level</th> <th>Level</th> <th>Level</th> <th>dB</th> <th>dB</th> <th></th> </tr> <tr> <th>MHz</th> <th>dBuV/m</th> <th>dB</th> <th>dBuV/m</th> <th>dBuV</th> <th>dB/m</th> <th>dB</th> <th>deg</th> </tr> </thead> <tbody> <tr> <td>1</td> <td>5458.48</td> <td>56.94</td> <td>-17.00</td> <td>74.00</td> <td>47.37</td> <td>34.86</td> <td>8.43 33.72 181 320 Peak</td> </tr> <tr> <td>2</td> <td>5470.00</td> <td>59.31</td> <td>-2.99</td> <td>68.30</td> <td>49.78</td> <td>34.87</td> <td>8.38 33.72 181 320 Peak</td> </tr> </tbody> </table>	Over	Limit	ReadAntenna	Cable	Preamp	A/Pos	T/Pos	Remark	Freq	Level	Level	Level	Level	dB	dB		MHz	dBuV/m	dB	dBuV/m	dBuV	dB/m	dB	deg	1	5458.48	56.94	-17.00	74.00	47.37	34.86	8.43 33.72 181 320 Peak	2	5470.00	59.31	-2.99	68.30	49.78	34.87	8.38 33.72 181 320 Peak	 <table border="1"> <thead> <tr> <th>Over</th> <th>Limit</th> <th>ReadAntenna</th> <th>Cable</th> <th>Preamp</th> <th>A/Pos</th> <th>T/Pos</th> <th>Remark</th> </tr> <tr> <th>Freq</th> <th>Level</th> <th>Level</th> <th>Level</th> <th>Level</th> <th>dB</th> <th>dB</th> <th></th> </tr> <tr> <th>MHz</th> <th>dBuV/m</th> <th>dB</th> <th>dBuV/m</th> <th>dBuV</th> <th>dB/m</th> <th>dB</th> <th>deg</th> </tr> </thead> <tbody> <tr> <td>1</td> <td>5508.00</td> <td>110.95</td> <td>42.65</td> <td>68.30</td> <td>181.37</td> <td>34.90</td> <td>8.38 33.70 181 320 Peak</td> </tr> <tr> <td>2</td> <td>5508.00</td> <td>104.18</td> <td>-----</td> <td>94.52</td> <td>34.98</td> <td>8.58 33.70</td> <td>181 320 Average</td> </tr> </tbody> </table>	Over	Limit	ReadAntenna	Cable	Preamp	A/Pos	T/Pos	Remark	Freq	Level	Level	Level	Level	dB	dB		MHz	dBuV/m	dB	dBuV/m	dBuV	dB/m	dB	deg	1	5508.00	110.95	42.65	68.30	181.37	34.90	8.38 33.70 181 320 Peak	2	5508.00	104.18	-----	94.52	34.98	8.58 33.70	181 320 Average
Over	Limit	ReadAntenna	Cable	Preamp	A/Pos	T/Pos	Remark																																																																											
Freq	Level	Level	Level	Level	dB	dB																																																																												
MHz	dBuV/m	dB	dBuV/m	dBuV	dB/m	dB	deg																																																																											
1	5458.48	56.94	-17.00	74.00	47.37	34.86	8.43 33.72 181 320 Peak																																																																											
2	5470.00	59.31	-2.99	68.30	49.78	34.87	8.38 33.72 181 320 Peak																																																																											
Over	Limit	ReadAntenna	Cable	Preamp	A/Pos	T/Pos	Remark																																																																											
Freq	Level	Level	Level	Level	dB	dB																																																																												
MHz	dBuV/m	dB	dBuV/m	dBuV	dB/m	dB	deg																																																																											
1	5508.00	110.95	42.65	68.30	181.37	34.90	8.38 33.70 181 320 Peak																																																																											
2	5508.00	104.18	-----	94.52	34.98	8.58 33.70	181 320 Average																																																																											
Avg.	 <table border="1"> <thead> <tr> <th>Over</th> <th>Limit</th> <th>ReadAntenna</th> <th>Cable</th> <th>Preamp</th> <th>A/Pos</th> <th>T/Pos</th> <th>Remark</th> </tr> <tr> <th>Freq</th> <th>Level</th> <th>Level</th> <th>Level</th> <th>Level</th> <th>dB</th> <th>dB</th> <th></th> </tr> <tr> <th>MHz</th> <th>dBuV/m</th> <th>dB</th> <th>dBuV/m</th> <th>dBuV</th> <th>dB/m</th> <th>dB</th> <th>deg</th> </tr> </thead> <tbody> <tr> <td>1</td> <td>5459.92</td> <td>49.49</td> <td>-4.51</td> <td>54.00</td> <td>39.92</td> <td>34.86</td> <td>8.43 33.72 181 320 Average</td> </tr> </tbody> </table>	Over	Limit	ReadAntenna	Cable	Preamp	A/Pos	T/Pos	Remark	Freq	Level	Level	Level	Level	dB	dB		MHz	dBuV/m	dB	dBuV/m	dBuV	dB/m	dB	deg	1	5459.92	49.49	-4.51	54.00	39.92	34.86	8.43 33.72 181 320 Average																																																	
Over	Limit	ReadAntenna	Cable	Preamp	A/Pos	T/Pos	Remark																																																																											
Freq	Level	Level	Level	Level	dB	dB																																																																												
MHz	dBuV/m	dB	dBuV/m	dBuV	dB/m	dB	deg																																																																											
1	5459.92	49.49	-4.51	54.00	39.92	34.86	8.43 33.72 181 320 Average																																																																											



5GHz 5470~5725MHz Band Edge @ 3m																																																																																		
802.11a CH100 & BLE 1M CH19& Zigbee CH11& Lora DTS SF11 500Khz CH16																																																																																		
Co-location																																																																																		
	Vertical	Fundamental																																																																																
Peak	<p>Date: 4 Date: 2023-10-14</p> <table border="1"> <thead> <tr> <th>Over</th> <th>Limit</th> <th>ReadAntenna</th> <th>Cable</th> <th>Preamp</th> <th>A/Pos</th> <th>T/Pos</th> <th>Remark</th> </tr> <tr> <th>Freq</th> <th>Level</th> <th>Level</th> <th>Level</th> <th>Level</th> <th>Factor</th> <th>Factor</th> <th></th> </tr> <tr> <th>MHz</th> <th>dBuV/m</th> <th>dB</th> <th>dBuV/m</th> <th>dBuV/m</th> <th>dB</th> <th>dB</th> <th>cm deg</th> </tr> </thead> <tbody> <tr> <td>1</td> <td>5493.28</td> <td>54.48</td> <td>-19.52</td> <td>74.00</td> <td>44.91</td> <td>34.06</td> <td>8.43 33.72 181 31 Peak</td> </tr> <tr> <td>2</td> <td>5498.99</td> <td>59.64</td> <td>-11.66</td> <td>68.98</td> <td>47.11</td> <td>34.07</td> <td>8.38 33.72 181 31 Peak</td> </tr> </tbody> </table>	Over	Limit	ReadAntenna	Cable	Preamp	A/Pos	T/Pos	Remark	Freq	Level	Level	Level	Level	Factor	Factor		MHz	dBuV/m	dB	dBuV/m	dBuV/m	dB	dB	cm deg	1	5493.28	54.48	-19.52	74.00	44.91	34.06	8.43 33.72 181 31 Peak	2	5498.99	59.64	-11.66	68.98	47.11	34.07	8.38 33.72 181 31 Peak	<p>Date: 6 Date: 2023-10-14</p> <table border="1"> <thead> <tr> <th>Over</th> <th>Limit</th> <th>ReadAntenna</th> <th>Cable</th> <th>Preamp</th> <th>A/Pos</th> <th>T/Pos</th> <th>Remark</th> </tr> <tr> <th>Freq</th> <th>Level</th> <th>Level</th> <th>Level</th> <th>Level</th> <th>Factor</th> <th>Factor</th> <th></th> </tr> <tr> <th>MHz</th> <th>dBuV/m</th> <th>dB</th> <th>dBuV/m</th> <th>dBuV/m</th> <th>dB</th> <th>dB</th> <th>cm deg</th> </tr> </thead> <tbody> <tr> <td>1</td> <td>5500.00</td> <td>189.51</td> <td>41.21</td> <td>68.30</td> <td>99.93</td> <td>34.98</td> <td>8.38 33.78 181 31 Peak</td> </tr> <tr> <td>2</td> <td>5500.00</td> <td>182.20</td> <td>-----</td> <td>-----</td> <td>92.62</td> <td>34.98</td> <td>8.38 33.78 181 31 Average</td> </tr> </tbody> </table>	Over	Limit	ReadAntenna	Cable	Preamp	A/Pos	T/Pos	Remark	Freq	Level	Level	Level	Level	Factor	Factor		MHz	dBuV/m	dB	dBuV/m	dBuV/m	dB	dB	cm deg	1	5500.00	189.51	41.21	68.30	99.93	34.98	8.38 33.78 181 31 Peak	2	5500.00	182.20	-----	-----	92.62	34.98	8.38 33.78 181 31 Average
Over	Limit	ReadAntenna	Cable	Preamp	A/Pos	T/Pos	Remark																																																																											
Freq	Level	Level	Level	Level	Factor	Factor																																																																												
MHz	dBuV/m	dB	dBuV/m	dBuV/m	dB	dB	cm deg																																																																											
1	5493.28	54.48	-19.52	74.00	44.91	34.06	8.43 33.72 181 31 Peak																																																																											
2	5498.99	59.64	-11.66	68.98	47.11	34.07	8.38 33.72 181 31 Peak																																																																											
Over	Limit	ReadAntenna	Cable	Preamp	A/Pos	T/Pos	Remark																																																																											
Freq	Level	Level	Level	Level	Factor	Factor																																																																												
MHz	dBuV/m	dB	dBuV/m	dBuV/m	dB	dB	cm deg																																																																											
1	5500.00	189.51	41.21	68.30	99.93	34.98	8.38 33.78 181 31 Peak																																																																											
2	5500.00	182.20	-----	-----	92.62	34.98	8.38 33.78 181 31 Average																																																																											
Avg.	<p>Date: 5 Date: 2023-10-14</p> <table border="1"> <thead> <tr> <th>Over</th> <th>Limit</th> <th>ReadAntenna</th> <th>Cable</th> <th>Preamp</th> <th>A/Pos</th> <th>T/Pos</th> <th>Remark</th> </tr> <tr> <th>Freq</th> <th>Level</th> <th>Level</th> <th>Level</th> <th>Level</th> <th>Factor</th> <th>Factor</th> <th></th> </tr> <tr> <th>MHz</th> <th>dBuV/m</th> <th>dB</th> <th>dBuV/m</th> <th>dBuV/m</th> <th>dB</th> <th>dB</th> <th>cm deg</th> </tr> </thead> <tbody> <tr> <td>1</td> <td>5458.48</td> <td>47.24</td> <td>-6.76</td> <td>54.00</td> <td>37.67</td> <td>34.06</td> <td>8.43 33.72 181 31 Average</td> </tr> </tbody> </table>	Over	Limit	ReadAntenna	Cable	Preamp	A/Pos	T/Pos	Remark	Freq	Level	Level	Level	Level	Factor	Factor		MHz	dBuV/m	dB	dBuV/m	dBuV/m	dB	dB	cm deg	1	5458.48	47.24	-6.76	54.00	37.67	34.06	8.43 33.72 181 31 Average																																																	
Over	Limit	ReadAntenna	Cable	Preamp	A/Pos	T/Pos	Remark																																																																											
Freq	Level	Level	Level	Level	Factor	Factor																																																																												
MHz	dBuV/m	dB	dBuV/m	dBuV/m	dB	dB	cm deg																																																																											
1	5458.48	47.24	-6.76	54.00	37.67	34.06	8.43 33.72 181 31 Average																																																																											



BLE 1M CH19 (Band Edge @ 3m)

2.4GHz 2400~2483.5MHz Band Edge @ 3m																																																																									
802.11a CH100 & BLE 1M CH19 & Zigbee CH11 & Lora DTS SF11 500Khz CH16																																																																									
Co-location																																																																									
	Horizontal																																																																								
	Fundamental																																																																								
Peak	<div style="display: flex; justify-content: space-around;"> <div style="width: 48%;"> <p>Date: 1 Level (dBuV/m)</p> <table border="1"> <thead> <tr> <th>Over</th> <th>Limit</th> <th>ReadAntenna</th> <th>Cable</th> <th>Preamp</th> <th>A/Pos</th> <th>T/Pos</th> <th>Remark</th> </tr> <tr> <th>Freq</th> <th>Level</th> <th>Line</th> <th>Level</th> <th>Factor</th> <th>Loss</th> <th>Factor</th> <th></th> </tr> <tr> <th>MHz</th> <th>dBuV/m</th> <th>dB</th> <th>dBuV/m</th> <th>dB</th> <th>dB</th> <th>dB</th> <th>cm deg</th> </tr> </thead> <tbody> <tr> <td>1</td> <td>2331.08</td> <td>49.07</td> <td>-24.93</td> <td>74.00</td> <td>46.48</td> <td>30.73</td> <td>4.73</td> <td>34.87</td> <td>196</td> <td>36</td> <td>Peak</td> </tr> </tbody> </table> </div> <div style="width: 48%;"> <p>Date: 3 Level (dBuV/m)</p> <table border="1"> <thead> <tr> <th>Over</th> <th>Limit</th> <th>ReadAntenna</th> <th>Cable</th> <th>Preamp</th> <th>A/Pos</th> <th>T/Pos</th> <th>Remark</th> </tr> <tr> <th>Freq</th> <th>Level</th> <th>Line</th> <th>Level</th> <th>Factor</th> <th>Loss</th> <th>Factor</th> <th></th> </tr> <tr> <th>MHz</th> <th>dBuV/m</th> <th>dB</th> <th>dBuV/m</th> <th>dB</th> <th>dB</th> <th>dB</th> <th>cm deg</th> </tr> </thead> <tbody> <tr> <td>1 *</td> <td>2440.00</td> <td>103.90</td> <td>20.00</td> <td>74.00</td> <td>103.24</td> <td>30.70</td> <td>4.86</td> <td>34.82</td> <td>196</td> <td>36</td> <td>Peak</td> </tr> </tbody> </table> </div> </div>	Over	Limit	ReadAntenna	Cable	Preamp	A/Pos	T/Pos	Remark	Freq	Level	Line	Level	Factor	Loss	Factor		MHz	dBuV/m	dB	dBuV/m	dB	dB	dB	cm deg	1	2331.08	49.07	-24.93	74.00	46.48	30.73	4.73	34.87	196	36	Peak	Over	Limit	ReadAntenna	Cable	Preamp	A/Pos	T/Pos	Remark	Freq	Level	Line	Level	Factor	Loss	Factor		MHz	dBuV/m	dB	dBuV/m	dB	dB	dB	cm deg	1 *	2440.00	103.90	20.00	74.00	103.24	30.70	4.86	34.82	196	36	Peak
Over	Limit	ReadAntenna	Cable	Preamp	A/Pos	T/Pos	Remark																																																																		
Freq	Level	Line	Level	Factor	Loss	Factor																																																																			
MHz	dBuV/m	dB	dBuV/m	dB	dB	dB	cm deg																																																																		
1	2331.08	49.07	-24.93	74.00	46.48	30.73	4.73	34.87	196	36	Peak																																																														
Over	Limit	ReadAntenna	Cable	Preamp	A/Pos	T/Pos	Remark																																																																		
Freq	Level	Line	Level	Factor	Loss	Factor																																																																			
MHz	dBuV/m	dB	dBuV/m	dB	dB	dB	cm deg																																																																		
1 *	2440.00	103.90	20.00	74.00	103.24	30.70	4.86	34.82	196	36	Peak																																																														
Avg.	<div style="display: flex; justify-content: space-around;"> <div style="width: 48%;"> <p>Date: 2 Level (dBuV/m)</p> <table border="1"> <thead> <tr> <th>Over</th> <th>Limit</th> <th>ReadAntenna</th> <th>Cable</th> <th>Preamp</th> <th>A/Pos</th> <th>T/Pos</th> <th>Remark</th> </tr> <tr> <th>Freq</th> <th>Level</th> <th>Line</th> <th>Level</th> <th>Factor</th> <th>Loss</th> <th>Factor</th> <th></th> </tr> <tr> <th>MHz</th> <th>dBuV/m</th> <th>dB</th> <th>dBuV/m</th> <th>dB</th> <th>dB</th> <th>dB</th> <th>cm deg</th> </tr> </thead> <tbody> <tr> <td>1</td> <td>2368.38</td> <td>38.38</td> <td>-15.62</td> <td>54.00</td> <td>37.79</td> <td>30.67</td> <td>4.77</td> <td>34.85</td> <td>196</td> <td>36</td> <td>Average</td> </tr> </tbody> </table> </div> <div style="width: 48%;"> <p>Date: 4 Level (dBuV/m)</p> <table border="1"> <thead> <tr> <th>Over</th> <th>Limit</th> <th>ReadAntenna</th> <th>Cable</th> <th>Preamp</th> <th>A/Pos</th> <th>T/Pos</th> <th>Remark</th> </tr> <tr> <th>Freq</th> <th>Level</th> <th>Line</th> <th>Level</th> <th>Factor</th> <th>Loss</th> <th>Factor</th> <th></th> </tr> <tr> <th>MHz</th> <th>dBuV/m</th> <th>dB</th> <th>dBuV/m</th> <th>dB</th> <th>dB</th> <th>dB</th> <th>cm deg</th> </tr> </thead> <tbody> <tr> <td>1 *</td> <td>2440.00</td> <td>103.48</td> <td>49.48</td> <td>54.00</td> <td>102.66</td> <td>30.70</td> <td>4.86</td> <td>34.82</td> <td>196</td> <td>36</td> <td>Average</td> </tr> </tbody> </table> </div> </div>	Over	Limit	ReadAntenna	Cable	Preamp	A/Pos	T/Pos	Remark	Freq	Level	Line	Level	Factor	Loss	Factor		MHz	dBuV/m	dB	dBuV/m	dB	dB	dB	cm deg	1	2368.38	38.38	-15.62	54.00	37.79	30.67	4.77	34.85	196	36	Average	Over	Limit	ReadAntenna	Cable	Preamp	A/Pos	T/Pos	Remark	Freq	Level	Line	Level	Factor	Loss	Factor		MHz	dBuV/m	dB	dBuV/m	dB	dB	dB	cm deg	1 *	2440.00	103.48	49.48	54.00	102.66	30.70	4.86	34.82	196	36	Average
Over	Limit	ReadAntenna	Cable	Preamp	A/Pos	T/Pos	Remark																																																																		
Freq	Level	Line	Level	Factor	Loss	Factor																																																																			
MHz	dBuV/m	dB	dBuV/m	dB	dB	dB	cm deg																																																																		
1	2368.38	38.38	-15.62	54.00	37.79	30.67	4.77	34.85	196	36	Average																																																														
Over	Limit	ReadAntenna	Cable	Preamp	A/Pos	T/Pos	Remark																																																																		
Freq	Level	Line	Level	Factor	Loss	Factor																																																																			
MHz	dBuV/m	dB	dBuV/m	dB	dB	dB	cm deg																																																																		
1 *	2440.00	103.48	49.48	54.00	102.66	30.70	4.86	34.82	196	36	Average																																																														



		2.4GHz 2400~2483.5MHz Band Edge @ 3m																																					
		802.11a CH100 & BLE 1M CH19& Zigbee CH11& Lora DTS SF11 500Khz CH16																																					
		Co-location																																					
	Horizontal	Fundamental																																					
Peak	<table border="1"> <thead> <tr> <th>Over</th> <th>Limit</th> <th>ReadAntenna</th> <th>Cable</th> <th>Preamp</th> <th>A/Pos</th> <th>T/Pos</th> <th>Remark</th> </tr> <tr> <th>Freq</th> <th>Level</th> <th>Limit</th> <th>Level</th> <th>Factor</th> <th>Loss</th> <th>Factor</th> <th></th> </tr> <tr> <th>MHz</th> <th>dBuV/m</th> <th>dB</th> <th>dBuV/m</th> <th>dB</th> <th>dB</th> <th>dB</th> <th>deg</th> </tr> </thead> <tbody> <tr> <td>1</td> <td>2484.74</td> <td>48.99</td> <td>-25.81</td> <td>74.88</td> <td>48.85</td> <td>38.83</td> <td>4.92</td> <td>34.81</td> <td>196</td> <td>36</td> <td>Peak</td> </tr> </tbody> </table>	Over	Limit	ReadAntenna	Cable	Preamp	A/Pos	T/Pos	Remark	Freq	Level	Limit	Level	Factor	Loss	Factor		MHz	dBuV/m	dB	dBuV/m	dB	dB	dB	deg	1	2484.74	48.99	-25.81	74.88	48.85	38.83	4.92	34.81	196	36	Peak		
Over	Limit	ReadAntenna	Cable	Preamp	A/Pos	T/Pos	Remark																																
Freq	Level	Limit	Level	Factor	Loss	Factor																																	
MHz	dBuV/m	dB	dBuV/m	dB	dB	dB	deg																																
1	2484.74	48.99	-25.81	74.88	48.85	38.83	4.92	34.81	196	36	Peak																												
Avg.	<table border="1"> <thead> <tr> <th>Over</th> <th>Limit</th> <th>ReadAntenna</th> <th>Cable</th> <th>Preamp</th> <th>A/Pos</th> <th>T/Pos</th> <th>Remark</th> </tr> <tr> <th>Freq</th> <th>Level</th> <th>Limit</th> <th>Level</th> <th>Factor</th> <th>Loss</th> <th>Factor</th> <th></th> </tr> <tr> <th>MHz</th> <th>dBuV/m</th> <th>dB</th> <th>dBuV/m</th> <th>dB</th> <th>dB</th> <th>dB</th> <th>deg</th> </tr> </thead> <tbody> <tr> <td>1</td> <td>2487.69</td> <td>38.77</td> <td>-15.23</td> <td>54.00</td> <td>37.75</td> <td>30.90</td> <td>4.92</td> <td>34.00</td> <td>196</td> <td>36</td> <td>Average</td> </tr> </tbody> </table>	Over	Limit	ReadAntenna	Cable	Preamp	A/Pos	T/Pos	Remark	Freq	Level	Limit	Level	Factor	Loss	Factor		MHz	dBuV/m	dB	dBuV/m	dB	dB	dB	deg	1	2487.69	38.77	-15.23	54.00	37.75	30.90	4.92	34.00	196	36	Average		
Over	Limit	ReadAntenna	Cable	Preamp	A/Pos	T/Pos	Remark																																
Freq	Level	Limit	Level	Factor	Loss	Factor																																	
MHz	dBuV/m	dB	dBuV/m	dB	dB	dB	deg																																
1	2487.69	38.77	-15.23	54.00	37.75	30.90	4.92	34.00	196	36	Average																												



2.4GHz 2400~2483.5MHz Band Edge @ 3m																																																																										
802.11a CH100 & BLE 1M CH19 & Zigbee CH11 & Lora DTS SF11 500Khz CH16																																																																										
Co-location																																																																										
	Vertical	Fundamental																																																																								
Peak	<p>Date: 7 Date: 2023-10-14</p> <table border="1"> <thead> <tr> <th>Over</th> <th>Limit</th> <th>ReadAntenna</th> <th>Cable</th> <th>Preamp</th> <th>A/Pos</th> <th>T/Pos</th> <th>Remark</th> </tr> <tr> <th>Freq</th> <th>Level</th> <th>Limit</th> <th>Line</th> <th>Level</th> <th>Factor</th> <th>Loss</th> <th>Factor</th> </tr> <tr> <th>MHz</th> <th>dBuV/m</th> <th>dB</th> <th>dBuV/m</th> <th>dBuV</th> <th>dB/m</th> <th>dB</th> <th>cm</th> <th>deg</th> </tr> </thead> <tbody> <tr> <td>1</td> <td>2368.66</td> <td>53.25</td> <td>-20.75</td> <td>74.00</td> <td>52.70</td> <td>30.63</td> <td>4.77</td> <td>34.85</td> <td>166</td> <td>6 Peak</td> </tr> </tbody> </table>	Over	Limit	ReadAntenna	Cable	Preamp	A/Pos	T/Pos	Remark	Freq	Level	Limit	Line	Level	Factor	Loss	Factor	MHz	dBuV/m	dB	dBuV/m	dBuV	dB/m	dB	cm	deg	1	2368.66	53.25	-20.75	74.00	52.70	30.63	4.77	34.85	166	6 Peak	<p>Date: 9 Date: 2023-10-14</p> <table border="1"> <thead> <tr> <th>Over</th> <th>Limit</th> <th>ReadAntenna</th> <th>Cable</th> <th>Preamp</th> <th>A/Pos</th> <th>T/Pos</th> <th>Remark</th> </tr> <tr> <th>Freq</th> <th>Level</th> <th>Limit</th> <th>Line</th> <th>Level</th> <th>Factor</th> <th>Loss</th> <th>Factor</th> </tr> <tr> <th>MHz</th> <th>dBuV/m</th> <th>dB</th> <th>dBuV/m</th> <th>dBuV</th> <th>dB/m</th> <th>dB</th> <th>cm</th> <th>deg</th> </tr> </thead> <tbody> <tr> <td>1 *</td> <td>2440.00</td> <td>181.56</td> <td>27.56</td> <td>74.00</td> <td>180.82</td> <td>30.70</td> <td>4.86</td> <td>34.82</td> <td>166</td> <td>6 Peak</td> </tr> </tbody> </table>	Over	Limit	ReadAntenna	Cable	Preamp	A/Pos	T/Pos	Remark	Freq	Level	Limit	Line	Level	Factor	Loss	Factor	MHz	dBuV/m	dB	dBuV/m	dBuV	dB/m	dB	cm	deg	1 *	2440.00	181.56	27.56	74.00	180.82	30.70	4.86	34.82	166	6 Peak
Over	Limit	ReadAntenna	Cable	Preamp	A/Pos	T/Pos	Remark																																																																			
Freq	Level	Limit	Line	Level	Factor	Loss	Factor																																																																			
MHz	dBuV/m	dB	dBuV/m	dBuV	dB/m	dB	cm	deg																																																																		
1	2368.66	53.25	-20.75	74.00	52.70	30.63	4.77	34.85	166	6 Peak																																																																
Over	Limit	ReadAntenna	Cable	Preamp	A/Pos	T/Pos	Remark																																																																			
Freq	Level	Limit	Line	Level	Factor	Loss	Factor																																																																			
MHz	dBuV/m	dB	dBuV/m	dBuV	dB/m	dB	cm	deg																																																																		
1 *	2440.00	181.56	27.56	74.00	180.82	30.70	4.86	34.82	166	6 Peak																																																																
Avg.	<p>Date: 8 Date: 2023-10-14</p> <table border="1"> <thead> <tr> <th>Over</th> <th>Limit</th> <th>ReadAntenna</th> <th>Cable</th> <th>Preamp</th> <th>A/Pos</th> <th>T/Pos</th> <th>Remark</th> </tr> <tr> <th>Freq</th> <th>Level</th> <th>Limit</th> <th>Line</th> <th>Level</th> <th>Factor</th> <th>Loss</th> <th>Factor</th> </tr> <tr> <th>MHz</th> <th>dBuV/m</th> <th>dB</th> <th>dBuV/m</th> <th>dBuV</th> <th>dB/m</th> <th>dB</th> <th>cm</th> <th>deg</th> </tr> </thead> <tbody> <tr> <td>1</td> <td>2369.22</td> <td>43.63</td> <td>-18.37</td> <td>54.00</td> <td>43.00</td> <td>30.63</td> <td>4.77</td> <td>34.85</td> <td>166</td> <td>6 Average</td> </tr> </tbody> </table>	Over	Limit	ReadAntenna	Cable	Preamp	A/Pos	T/Pos	Remark	Freq	Level	Limit	Line	Level	Factor	Loss	Factor	MHz	dBuV/m	dB	dBuV/m	dBuV	dB/m	dB	cm	deg	1	2369.22	43.63	-18.37	54.00	43.00	30.63	4.77	34.85	166	6 Average	<p>Date: 10 Date: 2023-10-14</p> <table border="1"> <thead> <tr> <th>Over</th> <th>Limit</th> <th>ReadAntenna</th> <th>Cable</th> <th>Preamp</th> <th>A/Pos</th> <th>T/Pos</th> <th>Remark</th> </tr> <tr> <th>Freq</th> <th>Level</th> <th>Limit</th> <th>Line</th> <th>Level</th> <th>Factor</th> <th>Loss</th> <th>Factor</th> </tr> <tr> <th>MHz</th> <th>dBuV/m</th> <th>dB</th> <th>dBuV/m</th> <th>dBuV</th> <th>dB/m</th> <th>dB</th> <th>cm</th> <th>deg</th> </tr> </thead> <tbody> <tr> <td>1 *</td> <td>2440.00</td> <td>100.91</td> <td>45.91</td> <td>54.00</td> <td>100.17</td> <td>30.70</td> <td>4.86</td> <td>34.82</td> <td>166</td> <td>6 Peak</td> </tr> </tbody> </table>	Over	Limit	ReadAntenna	Cable	Preamp	A/Pos	T/Pos	Remark	Freq	Level	Limit	Line	Level	Factor	Loss	Factor	MHz	dBuV/m	dB	dBuV/m	dBuV	dB/m	dB	cm	deg	1 *	2440.00	100.91	45.91	54.00	100.17	30.70	4.86	34.82	166	6 Peak
Over	Limit	ReadAntenna	Cable	Preamp	A/Pos	T/Pos	Remark																																																																			
Freq	Level	Limit	Line	Level	Factor	Loss	Factor																																																																			
MHz	dBuV/m	dB	dBuV/m	dBuV	dB/m	dB	cm	deg																																																																		
1	2369.22	43.63	-18.37	54.00	43.00	30.63	4.77	34.85	166	6 Average																																																																
Over	Limit	ReadAntenna	Cable	Preamp	A/Pos	T/Pos	Remark																																																																			
Freq	Level	Limit	Line	Level	Factor	Loss	Factor																																																																			
MHz	dBuV/m	dB	dBuV/m	dBuV	dB/m	dB	cm	deg																																																																		
1 *	2440.00	100.91	45.91	54.00	100.17	30.70	4.86	34.82	166	6 Peak																																																																



		2.4GHz 2400~2483.5MHz Band Edge @ 3m																																		
		802.11a CH100 & BLE 1M CH19 & Zigbee CH11 & Lora DTS SF11 500Khz CH16																																		
		Co-location																																		
	Vertical	Fundamental																																		
Peak	<p>Date: 11 Date: 2023-10-14</p> <table border="1"> <thead> <tr> <th>Over</th> <th>Limit</th> <th>ReadAntenna</th> <th>Cable</th> <th>Preamp</th> <th>A/Pos</th> <th>T/Pos</th> <th>Remark</th> </tr> <tr> <th>Freq</th> <th>Level</th> <th>Limit</th> <th>Level</th> <th>Factor</th> <th>Loss</th> <th>Factor</th> <th></th> </tr> <tr> <th>MHz</th> <th>dBuV/m</th> <th>dB</th> <th>dBuV/m</th> <th>dB</th> <th>dB</th> <th>dB</th> <th>cm deg</th> </tr> </thead> <tbody> <tr> <td>1</td> <td>2484.53</td> <td>51.78</td> <td>-22.22</td> <td>74.00</td> <td>58.84</td> <td>38.83</td> <td>4.92 34.81 166</td> <td>6 Peak</td> </tr> </tbody> </table>	Over	Limit	ReadAntenna	Cable	Preamp	A/Pos	T/Pos	Remark	Freq	Level	Limit	Level	Factor	Loss	Factor		MHz	dBuV/m	dB	dBuV/m	dB	dB	dB	cm deg	1	2484.53	51.78	-22.22	74.00	58.84	38.83	4.92 34.81 166	6 Peak		
Over	Limit	ReadAntenna	Cable	Preamp	A/Pos	T/Pos	Remark																													
Freq	Level	Limit	Level	Factor	Loss	Factor																														
MHz	dBuV/m	dB	dBuV/m	dB	dB	dB	cm deg																													
1	2484.53	51.78	-22.22	74.00	58.84	38.83	4.92 34.81 166	6 Peak																												
Avg.	<p>Date: 12 Date: 2023-10-14</p> <table border="1"> <thead> <tr> <th>Over</th> <th>Limit</th> <th>ReadAntenna</th> <th>Cable</th> <th>Preamp</th> <th>A/Pos</th> <th>T/Pos</th> <th>Remark</th> </tr> <tr> <th>Freq</th> <th>Level</th> <th>Limit</th> <th>Level</th> <th>Factor</th> <th>Loss</th> <th>Factor</th> <th></th> </tr> <tr> <th>MHz</th> <th>dBuV/m</th> <th>dB</th> <th>dBuV/m</th> <th>dB</th> <th>dB</th> <th>dB</th> <th>cm deg</th> </tr> </thead> <tbody> <tr> <td>1</td> <td>2486.42</td> <td>41.85</td> <td>-12.15</td> <td>54.00</td> <td>49.91</td> <td>38.83</td> <td>4.92 34.81 166</td> <td>6 Average</td> </tr> </tbody> </table>	Over	Limit	ReadAntenna	Cable	Preamp	A/Pos	T/Pos	Remark	Freq	Level	Limit	Level	Factor	Loss	Factor		MHz	dBuV/m	dB	dBuV/m	dB	dB	dB	cm deg	1	2486.42	41.85	-12.15	54.00	49.91	38.83	4.92 34.81 166	6 Average		
Over	Limit	ReadAntenna	Cable	Preamp	A/Pos	T/Pos	Remark																													
Freq	Level	Limit	Level	Factor	Loss	Factor																														
MHz	dBuV/m	dB	dBuV/m	dB	dB	dB	cm deg																													
1	2486.42	41.85	-12.15	54.00	49.91	38.83	4.92 34.81 166	6 Average																												





Zigbee CH11 (Band Edge @ 3m)

2.4GHz 2400~2483.5MHz Band Edge @ 3m																																																																			
802.11a CH100 & BLE 1M CH19 & Zigbee CH11 & Lora DTS SF11 500Khz CH16																																																																			
Co-location																																																																			
	Horizontal																																																																		
	Fundamental																																																																		
Peak	<div style="display: flex; justify-content: space-around;"> <div style="width: 48%;"> <p><b>Data: 1</b></p> <table border="1"> <thead> <tr> <th>Over</th> <th>Limit</th> <th>ReadAntenna</th> <th>Cable</th> <th>Preamp</th> <th>A/Pos</th> <th>T/Pos</th> <th>Remark</th> </tr> <tr> <th>Freq</th> <th>Level</th> <th>Line</th> <th>Level</th> <th>Factor</th> <th>Loss</th> <th>Factor</th> <th></th> </tr> <tr> <th>MHz</th> <th>dBuV/m</th> <th>dB</th> <th>dBuV/m</th> <th>dB</th> <th>dB</th> <th>dB</th> <th>cm deg</th> </tr> </thead> <tbody> <tr> <td>1</td> <td>2368.59</td> <td>49.40</td> <td>-24.60</td> <td>74.00</td> <td>46.85</td> <td>30.63</td> <td>4.77 34.85 135</td> <td>105 Peak</td> </tr> </tbody> </table> </div> <div style="width: 48%;"> <p><b>Data: 3</b></p> <table border="1"> <thead> <tr> <th>Over</th> <th>Limit</th> <th>ReadAntenna</th> <th>Cable</th> <th>Preamp</th> <th>A/Pos</th> <th>T/Pos</th> <th>Remark</th> </tr> <tr> <th>Freq</th> <th>Level</th> <th>Line</th> <th>Level</th> <th>Factor</th> <th>Loss</th> <th>Factor</th> <th></th> </tr> <tr> <th>MHz</th> <th>dBuV/m</th> <th>dB</th> <th>dBuV/m</th> <th>dB</th> <th>dB</th> <th>dB</th> <th>cm deg</th> </tr> </thead> <tbody> <tr> <td>1</td> <td>2485.00</td> <td>102.70</td> <td>22.70</td> <td>74.00</td> <td>102.10</td> <td>30.63</td> <td>4.81 34.84 135</td> <td>105 Peak</td> </tr> </tbody> </table> </div> </div>	Over	Limit	ReadAntenna	Cable	Preamp	A/Pos	T/Pos	Remark	Freq	Level	Line	Level	Factor	Loss	Factor		MHz	dBuV/m	dB	dBuV/m	dB	dB	dB	cm deg	1	2368.59	49.40	-24.60	74.00	46.85	30.63	4.77 34.85 135	105 Peak	Over	Limit	ReadAntenna	Cable	Preamp	A/Pos	T/Pos	Remark	Freq	Level	Line	Level	Factor	Loss	Factor		MHz	dBuV/m	dB	dBuV/m	dB	dB	dB	cm deg	1	2485.00	102.70	22.70	74.00	102.10	30.63	4.81 34.84 135	105 Peak
Over	Limit	ReadAntenna	Cable	Preamp	A/Pos	T/Pos	Remark																																																												
Freq	Level	Line	Level	Factor	Loss	Factor																																																													
MHz	dBuV/m	dB	dBuV/m	dB	dB	dB	cm deg																																																												
1	2368.59	49.40	-24.60	74.00	46.85	30.63	4.77 34.85 135	105 Peak																																																											
Over	Limit	ReadAntenna	Cable	Preamp	A/Pos	T/Pos	Remark																																																												
Freq	Level	Line	Level	Factor	Loss	Factor																																																													
MHz	dBuV/m	dB	dBuV/m	dB	dB	dB	cm deg																																																												
1	2485.00	102.70	22.70	74.00	102.10	30.63	4.81 34.84 135	105 Peak																																																											
Avg.	<div style="display: flex; justify-content: space-around;"> <div style="width: 48%;"> <p><b>Data: 2</b></p> <table border="1"> <thead> <tr> <th>Over</th> <th>Limit</th> <th>ReadAntenna</th> <th>Cable</th> <th>Preamp</th> <th>A/Pos</th> <th>T/Pos</th> <th>Remark</th> </tr> <tr> <th>Freq</th> <th>Level</th> <th>Line</th> <th>Level</th> <th>Factor</th> <th>Loss</th> <th>Factor</th> <th></th> </tr> <tr> <th>MHz</th> <th>dBuV/m</th> <th>dB</th> <th>dBuV/m</th> <th>dB</th> <th>dB</th> <th>dB</th> <th>cm deg</th> </tr> </thead> <tbody> <tr> <td>1</td> <td>2369.01</td> <td>38.93</td> <td>-15.87</td> <td>54.00</td> <td>38.38</td> <td>30.63</td> <td>4.77 34.85 135</td> <td>105 Average</td> </tr> </tbody> </table> </div> <div style="width: 48%;"> <p><b>Data: 4</b></p> <table border="1"> <thead> <tr> <th>Over</th> <th>Limit</th> <th>ReadAntenna</th> <th>Cable</th> <th>Preamp</th> <th>A/Pos</th> <th>T/Pos</th> <th>Remark</th> </tr> <tr> <th>Freq</th> <th>Level</th> <th>Line</th> <th>Level</th> <th>Factor</th> <th>Loss</th> <th>Factor</th> <th></th> </tr> <tr> <th>MHz</th> <th>dBuV/m</th> <th>dB</th> <th>dBuV/m</th> <th>dB</th> <th>dB</th> <th>dB</th> <th>cm deg</th> </tr> </thead> <tbody> <tr> <td>1</td> <td>2485.00</td> <td>100.68</td> <td>46.68</td> <td>54.00</td> <td>100.00</td> <td>30.63</td> <td>4.81 34.84 135</td> <td>105 Average</td> </tr> </tbody> </table> </div> </div>	Over	Limit	ReadAntenna	Cable	Preamp	A/Pos	T/Pos	Remark	Freq	Level	Line	Level	Factor	Loss	Factor		MHz	dBuV/m	dB	dBuV/m	dB	dB	dB	cm deg	1	2369.01	38.93	-15.87	54.00	38.38	30.63	4.77 34.85 135	105 Average	Over	Limit	ReadAntenna	Cable	Preamp	A/Pos	T/Pos	Remark	Freq	Level	Line	Level	Factor	Loss	Factor		MHz	dBuV/m	dB	dBuV/m	dB	dB	dB	cm deg	1	2485.00	100.68	46.68	54.00	100.00	30.63	4.81 34.84 135	105 Average
Over	Limit	ReadAntenna	Cable	Preamp	A/Pos	T/Pos	Remark																																																												
Freq	Level	Line	Level	Factor	Loss	Factor																																																													
MHz	dBuV/m	dB	dBuV/m	dB	dB	dB	cm deg																																																												
1	2369.01	38.93	-15.87	54.00	38.38	30.63	4.77 34.85 135	105 Average																																																											
Over	Limit	ReadAntenna	Cable	Preamp	A/Pos	T/Pos	Remark																																																												
Freq	Level	Line	Level	Factor	Loss	Factor																																																													
MHz	dBuV/m	dB	dBuV/m	dB	dB	dB	cm deg																																																												
1	2485.00	100.68	46.68	54.00	100.00	30.63	4.81 34.84 135	105 Average																																																											



		2.4GHz 2400~2483.5MHz Band Edge @ 3m																																																																								
		802.11a CH100 & BLE 1M CH19 & Zigbee CH11 & Lora DTS SF11 500Khz CH16																																																																								
		Co-location																																																																								
		Vertical	Fundamental																																																																							
Peak	<p>Vertical Peak Spectrum Plot (Data 5) showing a peak at approximately 2394 MHz. The y-axis is Level (dBuV/m) from 15.6 to 109.4. The x-axis is Frequency (MHz) from 2310 to 2415. A red horizontal line is at 78.1 dBuV/m. A table below the plot shows test parameters.</p> <table border="1"> <thead> <tr> <th>Over</th> <th>Limit</th> <th>ReadAntenna</th> <th>Cable</th> <th>Preamp</th> <th>A/Pos</th> <th>T/Pos</th> <th>Remark</th> </tr> <tr> <th>Freq</th> <th>Level</th> <th>Line</th> <th>Level</th> <th>Factor</th> <th>Loss</th> <th>Factor</th> <th></th> </tr> <tr> <th>MHz</th> <th>dBuV/m</th> <th>dB</th> <th>dBuV/m</th> <th>dB</th> <th>dB</th> <th>cm</th> <th>deg</th> </tr> </thead> <tbody> <tr> <td>1</td> <td>2369.12</td> <td>55.25</td> <td>-18.75</td> <td>74.00</td> <td>54.78</td> <td>30.63</td> <td>4.77</td> <td>34.85</td> <td>161</td> <td>127</td> <td>Peak</td> </tr> </tbody> </table>	Over	Limit	ReadAntenna	Cable	Preamp	A/Pos	T/Pos	Remark	Freq	Level	Line	Level	Factor	Loss	Factor		MHz	dBuV/m	dB	dBuV/m	dB	dB	cm	deg	1	2369.12	55.25	-18.75	74.00	54.78	30.63	4.77	34.85	161	127	Peak	<p>Fundamental Peak Spectrum Plot (Data 7) showing a peak at approximately 2495 MHz. The y-axis is Level (dBuV/m) from 15.6 to 120. The x-axis is Frequency (MHz) from 1000 to 3000. A red horizontal line is at 78.1 dBuV/m. A table below the plot shows test parameters.</p> <table border="1"> <thead> <tr> <th>Over</th> <th>Limit</th> <th>ReadAntenna</th> <th>Cable</th> <th>Preamp</th> <th>A/Pos</th> <th>T/Pos</th> <th>Remark</th> </tr> <tr> <th>Freq</th> <th>Level</th> <th>Line</th> <th>Level</th> <th>Factor</th> <th>Loss</th> <th>Factor</th> <th></th> </tr> <tr> <th>MHz</th> <th>dBuV/m</th> <th>dB</th> <th>dBuV/m</th> <th>dB</th> <th>dB</th> <th>cm</th> <th>deg</th> </tr> </thead> <tbody> <tr> <td>1</td> <td>2495.00</td> <td>113.48</td> <td>39.48</td> <td>74.00</td> <td>112.00</td> <td>30.63</td> <td>4.81</td> <td>34.84</td> <td>161</td> <td>127</td> <td>Peak</td> </tr> </tbody> </table>	Over	Limit	ReadAntenna	Cable	Preamp	A/Pos	T/Pos	Remark	Freq	Level	Line	Level	Factor	Loss	Factor		MHz	dBuV/m	dB	dBuV/m	dB	dB	cm	deg	1	2495.00	113.48	39.48	74.00	112.00	30.63	4.81	34.84	161	127	Peak
	Over	Limit	ReadAntenna	Cable	Preamp	A/Pos	T/Pos	Remark																																																																		
Freq	Level	Line	Level	Factor	Loss	Factor																																																																				
MHz	dBuV/m	dB	dBuV/m	dB	dB	cm	deg																																																																			
1	2369.12	55.25	-18.75	74.00	54.78	30.63	4.77	34.85	161	127	Peak																																																															
Over	Limit	ReadAntenna	Cable	Preamp	A/Pos	T/Pos	Remark																																																																			
Freq	Level	Line	Level	Factor	Loss	Factor																																																																				
MHz	dBuV/m	dB	dBuV/m	dB	dB	cm	deg																																																																			
1	2495.00	113.48	39.48	74.00	112.00	30.63	4.81	34.84	161	127	Peak																																																															
Avg.	<p>Vertical Average Spectrum Plot (Data 6) showing an average level at approximately 2394 MHz. The y-axis is Level (dBuV/m) from 15.6 to 125. The x-axis is Frequency (MHz) from 2310 to 2415. A red horizontal line is at 78.1 dBuV/m. A table below the plot shows test parameters.</p> <table border="1"> <thead> <tr> <th>Over</th> <th>Limit</th> <th>ReadAntenna</th> <th>Cable</th> <th>Preamp</th> <th>A/Pos</th> <th>T/Pos</th> <th>Remark</th> </tr> <tr> <th>Freq</th> <th>Level</th> <th>Line</th> <th>Level</th> <th>Factor</th> <th>Loss</th> <th>Factor</th> <th></th> </tr> <tr> <th>MHz</th> <th>dBuV/m</th> <th>dB</th> <th>dBuV/m</th> <th>dB</th> <th>dB</th> <th>cm</th> <th>deg</th> </tr> </thead> <tbody> <tr> <td>1</td> <td>2368.91</td> <td>45.12</td> <td>-8.78</td> <td>54.00</td> <td>44.67</td> <td>30.63</td> <td>4.77</td> <td>34.85</td> <td>161</td> <td>127</td> <td>Average</td> </tr> </tbody> </table>	Over	Limit	ReadAntenna	Cable	Preamp	A/Pos	T/Pos	Remark	Freq	Level	Line	Level	Factor	Loss	Factor		MHz	dBuV/m	dB	dBuV/m	dB	dB	cm	deg	1	2368.91	45.12	-8.78	54.00	44.67	30.63	4.77	34.85	161	127	Average	<p>Fundamental Average Spectrum Plot (Data 8) showing an average level at approximately 2495 MHz. The y-axis is Level (dBuV/m) from 15.6 to 120. The x-axis is Frequency (MHz) from 1000 to 3000. A red horizontal line is at 78.1 dBuV/m. A table below the plot shows test parameters.</p> <table border="1"> <thead> <tr> <th>Over</th> <th>Limit</th> <th>ReadAntenna</th> <th>Cable</th> <th>Preamp</th> <th>A/Pos</th> <th>T/Pos</th> <th>Remark</th> </tr> <tr> <th>Freq</th> <th>Level</th> <th>Line</th> <th>Level</th> <th>Factor</th> <th>Loss</th> <th>Factor</th> <th></th> </tr> <tr> <th>MHz</th> <th>dBuV/m</th> <th>dB</th> <th>dBuV/m</th> <th>dB</th> <th>dB</th> <th>cm</th> <th>deg</th> </tr> </thead> <tbody> <tr> <td>1</td> <td>2495.00</td> <td>111.39</td> <td>57.39</td> <td>54.00</td> <td>110.79</td> <td>30.63</td> <td>4.81</td> <td>34.84</td> <td>161</td> <td>127</td> <td>Average</td> </tr> </tbody> </table>	Over	Limit	ReadAntenna	Cable	Preamp	A/Pos	T/Pos	Remark	Freq	Level	Line	Level	Factor	Loss	Factor		MHz	dBuV/m	dB	dBuV/m	dB	dB	cm	deg	1	2495.00	111.39	57.39	54.00	110.79	30.63	4.81	34.84	161	127	Average
Over	Limit	ReadAntenna	Cable	Preamp	A/Pos	T/Pos	Remark																																																																			
Freq	Level	Line	Level	Factor	Loss	Factor																																																																				
MHz	dBuV/m	dB	dBuV/m	dB	dB	cm	deg																																																																			
1	2368.91	45.12	-8.78	54.00	44.67	30.63	4.77	34.85	161	127	Average																																																															
Over	Limit	ReadAntenna	Cable	Preamp	A/Pos	T/Pos	Remark																																																																			
Freq	Level	Line	Level	Factor	Loss	Factor																																																																				
MHz	dBuV/m	dB	dBuV/m	dB	dB	cm	deg																																																																			
1	2495.00	111.39	57.39	54.00	110.79	30.63	4.81	34.84	161	127	Average																																																															



Lora DTS SF11 500Khz CH16 (Band Edge @ 3m)

902.5~926.5 Band Edge @ 3m																																																																																																							
802.11a CH100 & BLE 1M CH19 & Zigbee CH11 & Lora DTS SF11 500Khz CH16 Co-location																																																																																																							
Horizontal	Vertical																																																																																																						
<p><b>Peak</b></p> <table border="1"> <thead> <tr> <th>Peak</th> <th>Freq</th> <th>Level</th> <th>Over Limit</th> <th>ReadAntenna</th> <th>Cable</th> <th>Preamp</th> <th>A/Pos</th> <th>T/Pos</th> <th>Remark</th> </tr> <tr> <th></th> <th>MHz</th> <th>dBuV/m</th> <th>dB</th> <th>dBuV/m</th> <th>dB</th> <th>dB</th> <th>cm</th> <th>deg</th> <th></th> </tr> </thead> <tbody> <tr> <td>1</td> <td>899.15</td> <td>49.00</td> <td>-----</td> <td>51.45</td> <td>28.77</td> <td>3.13</td> <td>34.30</td> <td>100</td> <td>25 Peak</td> </tr> <tr> <td>2</td> <td>914.59</td> <td>115.73</td> <td>-14.27</td> <td>130.00</td> <td>117.89</td> <td>28.96</td> <td>3.18</td> <td>34.30</td> <td>100</td> <td>25 Peak</td> </tr> <tr> <td>3</td> <td>941.39</td> <td>59.18</td> <td>-----</td> <td>51.68</td> <td>29.56</td> <td>3.24</td> <td>34.30</td> <td>100</td> <td>25 Peak</td> </tr> </tbody> </table>	Peak	Freq	Level	Over Limit	ReadAntenna	Cable	Preamp	A/Pos	T/Pos	Remark		MHz	dBuV/m	dB	dBuV/m	dB	dB	cm	deg		1	899.15	49.00	-----	51.45	28.77	3.13	34.30	100	25 Peak	2	914.59	115.73	-14.27	130.00	117.89	28.96	3.18	34.30	100	25 Peak	3	941.39	59.18	-----	51.68	29.56	3.24	34.30	100	25 Peak	<table border="1"> <thead> <tr> <th>Peak</th> <th>Freq</th> <th>Level</th> <th>Over Limit</th> <th>ReadAntenna</th> <th>Cable</th> <th>Preamp</th> <th>A/Pos</th> <th>T/Pos</th> <th>Remark</th> </tr> <tr> <th></th> <th>MHz</th> <th>dBuV/m</th> <th>dB</th> <th>dBuV/m</th> <th>dB</th> <th>dB</th> <th>cm</th> <th>deg</th> <th></th> </tr> </thead> <tbody> <tr> <td>1</td> <td>889.42</td> <td>33.83</td> <td>-----</td> <td>56.32</td> <td>22.70</td> <td>3.13</td> <td>34.30</td> <td>100</td> <td>36 Peak</td> </tr> <tr> <td>2</td> <td>914.59</td> <td>116.87</td> <td>-13.93</td> <td>130.00</td> <td>118.23</td> <td>28.96</td> <td>3.18</td> <td>34.30</td> <td>100</td> <td>36 Peak</td> </tr> <tr> <td>3</td> <td>953.13</td> <td>54.58</td> <td>-----</td> <td>55.74</td> <td>29.78</td> <td>3.27</td> <td>34.29</td> <td>100</td> <td>36 Peak</td> </tr> </tbody> </table>	Peak	Freq	Level	Over Limit	ReadAntenna	Cable	Preamp	A/Pos	T/Pos	Remark		MHz	dBuV/m	dB	dBuV/m	dB	dB	cm	deg		1	889.42	33.83	-----	56.32	22.70	3.13	34.30	100	36 Peak	2	914.59	116.87	-13.93	130.00	118.23	28.96	3.18	34.30	100	36 Peak	3	953.13	54.58	-----	55.74	29.78	3.27	34.29	100	36 Peak
Peak	Freq	Level	Over Limit	ReadAntenna	Cable	Preamp	A/Pos	T/Pos	Remark																																																																																														
	MHz	dBuV/m	dB	dBuV/m	dB	dB	cm	deg																																																																																															
1	899.15	49.00	-----	51.45	28.77	3.13	34.30	100	25 Peak																																																																																														
2	914.59	115.73	-14.27	130.00	117.89	28.96	3.18	34.30	100	25 Peak																																																																																													
3	941.39	59.18	-----	51.68	29.56	3.24	34.30	100	25 Peak																																																																																														
Peak	Freq	Level	Over Limit	ReadAntenna	Cable	Preamp	A/Pos	T/Pos	Remark																																																																																														
	MHz	dBuV/m	dB	dBuV/m	dB	dB	cm	deg																																																																																															
1	889.42	33.83	-----	56.32	22.70	3.13	34.30	100	36 Peak																																																																																														
2	914.59	116.87	-13.93	130.00	118.23	28.96	3.18	34.30	100	36 Peak																																																																																													
3	953.13	54.58	-----	55.74	29.78	3.27	34.29	100	36 Peak																																																																																														



802.11a CH100 & BLE 1M CH19& Zigbee CH11& Lora DTS SF11 500Khz CH16

(Harmonic @ 3m)

		(Harmonic @ 3m)																																																																																																																																																																																																																												
		802.11a CH100 & BLE 1M CH19& Zigbee CH11& Lora DTS SF11 500Khz CH16																																																																																																																																																																																																																												
		Co-location																																																																																																																																																																																																																												
	Horizontal	Vertical																																																																																																																																																																																																																												
<b>Peak</b>	<p style="text-align: right;">Date: 9</p> <p style="text-align: right;">Date: 2023-10-14</p> <table border="1"> <thead> <tr> <th>Peak</th> <th>Freq</th> <th>Level</th> <th>Over</th> <th>Limit</th> <th>ReadAntenna</th> <th>Cable</th> <th>Preamp</th> <th>A/Pos</th> <th>T/Pos</th> <th>Remark</th> </tr> <tr> <th></th> <th>(MHz)</th> <th>(dBuV/m)</th> <th>(dB)</th> <th>(dBuV/m)</th> <th>(dB)</th> <th>(dB)</th> <th>(dB)</th> <th>(dB)</th> <th>(dB)</th> <th></th> </tr> </thead> <tbody> <tr> <td>1</td> <td>1825.00</td> <td>48.51</td> <td>-33.49</td> <td>74.00</td> <td>41.98</td> <td>32.48</td> <td>4.22</td> <td>35.28</td> <td>---</td> <td>--- Peak</td> </tr> <tr> <td>2</td> <td>2743.50</td> <td>44.96</td> <td>-29.84</td> <td>74.00</td> <td>42.73</td> <td>31.58</td> <td>5.24</td> <td>34.61</td> <td>---</td> <td>--- Peak</td> </tr> <tr> <td>3</td> <td>3058.00</td> <td>47.83</td> <td>-28.17</td> <td>74.00</td> <td>61.01</td> <td>32.82</td> <td>6.18</td> <td>52.18</td> <td>---</td> <td>--- Peak</td> </tr> <tr> <td>4</td> <td>4818.00</td> <td>58.18</td> <td>-21.98</td> <td>74.00</td> <td>59.35</td> <td>34.23</td> <td>7.75</td> <td>51.83</td> <td>---</td> <td>--- Peak</td> </tr> <tr> <td>5</td> <td>4888.00</td> <td>47.52</td> <td>-28.48</td> <td>74.00</td> <td>57.35</td> <td>34.33</td> <td>7.76</td> <td>51.92</td> <td>---</td> <td>--- Peak</td> </tr> <tr> <td>6</td> <td>7320.00</td> <td>62.36</td> <td>-21.64</td> <td>74.00</td> <td>56.91</td> <td>35.43</td> <td>8.95</td> <td>58.93</td> <td>---</td> <td>--- Peak</td> </tr> <tr> <td>7</td> <td>11880.00</td> <td>46.99</td> <td>-27.81</td> <td>74.00</td> <td>56.49</td> <td>37.68</td> <td>11.28</td> <td>58.38</td> <td>---</td> <td>--- Peak</td> </tr> <tr> <td>8</td> <td>15000.00</td> <td>48.22</td> <td>-28.88</td> <td>60.38</td> <td>54.66</td> <td>39.58</td> <td>12.98</td> <td>58.84</td> <td>---</td> <td>--- Peak</td> </tr> </tbody> </table>	Peak	Freq	Level	Over	Limit	ReadAntenna	Cable	Preamp	A/Pos	T/Pos	Remark		(MHz)	(dBuV/m)	(dB)	(dBuV/m)	(dB)	(dB)	(dB)	(dB)	(dB)		1	1825.00	48.51	-33.49	74.00	41.98	32.48	4.22	35.28	---	--- Peak	2	2743.50	44.96	-29.84	74.00	42.73	31.58	5.24	34.61	---	--- Peak	3	3058.00	47.83	-28.17	74.00	61.01	32.82	6.18	52.18	---	--- Peak	4	4818.00	58.18	-21.98	74.00	59.35	34.23	7.75	51.83	---	--- Peak	5	4888.00	47.52	-28.48	74.00	57.35	34.33	7.76	51.92	---	--- Peak	6	7320.00	62.36	-21.64	74.00	56.91	35.43	8.95	58.93	---	--- Peak	7	11880.00	46.99	-27.81	74.00	56.49	37.68	11.28	58.38	---	--- Peak	8	15000.00	48.22	-28.88	60.38	54.66	39.58	12.98	58.84	---	--- Peak	<p style="text-align: right;">Date: 10</p> <p style="text-align: right;">Date: 2023-10-14</p> <table border="1"> <thead> <tr> <th>Peak</th> <th>Freq</th> <th>Level</th> <th>Over</th> <th>Limit</th> <th>ReadAntenna</th> <th>Cable</th> <th>Preamp</th> <th>A/Pos</th> <th>T/Pos</th> <th>Remark</th> </tr> <tr> <th></th> <th>(MHz)</th> <th>(dBuV/m)</th> <th>(dB)</th> <th>(dBuV/m)</th> <th>(dB)</th> <th>(dB)</th> <th>(dB)</th> <th>(dB)</th> <th>(dB)</th> <th></th> </tr> </thead> <tbody> <tr> <td>1</td> <td>1825.00</td> <td>41.27</td> <td>-32.73</td> <td>74.00</td> <td>42.24</td> <td>33.68</td> <td>4.22</td> <td>35.28</td> <td>---</td> <td>--- Peak</td> </tr> <tr> <td>2</td> <td>2743.50</td> <td>58.28</td> <td>-23.72</td> <td>74.00</td> <td>48.95</td> <td>31.88</td> <td>5.24</td> <td>34.61</td> <td>---</td> <td>--- Peak</td> </tr> <tr> <td>3</td> <td>3058.00</td> <td>57.28</td> <td>-25.76</td> <td>74.00</td> <td>60.42</td> <td>32.82</td> <td>6.18</td> <td>52.18</td> <td>---</td> <td>--- Peak</td> </tr> <tr> <td>4</td> <td>4818.00</td> <td>51.73</td> <td>-22.27</td> <td>74.00</td> <td>61.56</td> <td>34.23</td> <td>7.75</td> <td>51.83</td> <td>---</td> <td>--- Peak</td> </tr> <tr> <td>5</td> <td>4888.00</td> <td>48.81</td> <td>-25.99</td> <td>74.00</td> <td>57.84</td> <td>34.33</td> <td>7.76</td> <td>51.92</td> <td>---</td> <td>--- Peak</td> </tr> <tr> <td>6</td> <td>7320.00</td> <td>61.35</td> <td>-22.65</td> <td>74.00</td> <td>55.90</td> <td>35.43</td> <td>8.95</td> <td>58.93</td> <td>---</td> <td>--- Peak</td> </tr> <tr> <td>7</td> <td>11880.00</td> <td>47.88</td> <td>-26.12</td> <td>74.00</td> <td>57.38</td> <td>37.68</td> <td>11.28</td> <td>58.38</td> <td>---</td> <td>--- Peak</td> </tr> <tr> <td>8</td> <td>15000.00</td> <td>47.68</td> <td>-26.78</td> <td>62.38</td> <td>54.84</td> <td>39.58</td> <td>12.98</td> <td>58.84</td> <td>---</td> <td>--- Peak</td> </tr> </tbody> </table>	Peak	Freq	Level	Over	Limit	ReadAntenna	Cable	Preamp	A/Pos	T/Pos	Remark		(MHz)	(dBuV/m)	(dB)	(dBuV/m)	(dB)	(dB)	(dB)	(dB)	(dB)		1	1825.00	41.27	-32.73	74.00	42.24	33.68	4.22	35.28	---	--- Peak	2	2743.50	58.28	-23.72	74.00	48.95	31.88	5.24	34.61	---	--- Peak	3	3058.00	57.28	-25.76	74.00	60.42	32.82	6.18	52.18	---	--- Peak	4	4818.00	51.73	-22.27	74.00	61.56	34.23	7.75	51.83	---	--- Peak	5	4888.00	48.81	-25.99	74.00	57.84	34.33	7.76	51.92	---	--- Peak	6	7320.00	61.35	-22.65	74.00	55.90	35.43	8.95	58.93	---	--- Peak	7	11880.00	47.88	-26.12	74.00	57.38	37.68	11.28	58.38	---	--- Peak	8	15000.00	47.68	-26.78	62.38	54.84	39.58	12.98	58.84	---	--- Peak
Peak	Freq	Level	Over	Limit	ReadAntenna	Cable	Preamp	A/Pos	T/Pos	Remark																																																																																																																																																																																																																				
	(MHz)	(dBuV/m)	(dB)	(dBuV/m)	(dB)	(dB)	(dB)	(dB)	(dB)																																																																																																																																																																																																																					
1	1825.00	48.51	-33.49	74.00	41.98	32.48	4.22	35.28	---	--- Peak																																																																																																																																																																																																																				
2	2743.50	44.96	-29.84	74.00	42.73	31.58	5.24	34.61	---	--- Peak																																																																																																																																																																																																																				
3	3058.00	47.83	-28.17	74.00	61.01	32.82	6.18	52.18	---	--- Peak																																																																																																																																																																																																																				
4	4818.00	58.18	-21.98	74.00	59.35	34.23	7.75	51.83	---	--- Peak																																																																																																																																																																																																																				
5	4888.00	47.52	-28.48	74.00	57.35	34.33	7.76	51.92	---	--- Peak																																																																																																																																																																																																																				
6	7320.00	62.36	-21.64	74.00	56.91	35.43	8.95	58.93	---	--- Peak																																																																																																																																																																																																																				
7	11880.00	46.99	-27.81	74.00	56.49	37.68	11.28	58.38	---	--- Peak																																																																																																																																																																																																																				
8	15000.00	48.22	-28.88	60.38	54.66	39.58	12.98	58.84	---	--- Peak																																																																																																																																																																																																																				
Peak	Freq	Level	Over	Limit	ReadAntenna	Cable	Preamp	A/Pos	T/Pos	Remark																																																																																																																																																																																																																				
	(MHz)	(dBuV/m)	(dB)	(dBuV/m)	(dB)	(dB)	(dB)	(dB)	(dB)																																																																																																																																																																																																																					
1	1825.00	41.27	-32.73	74.00	42.24	33.68	4.22	35.28	---	--- Peak																																																																																																																																																																																																																				
2	2743.50	58.28	-23.72	74.00	48.95	31.88	5.24	34.61	---	--- Peak																																																																																																																																																																																																																				
3	3058.00	57.28	-25.76	74.00	60.42	32.82	6.18	52.18	---	--- Peak																																																																																																																																																																																																																				
4	4818.00	51.73	-22.27	74.00	61.56	34.23	7.75	51.83	---	--- Peak																																																																																																																																																																																																																				
5	4888.00	48.81	-25.99	74.00	57.84	34.33	7.76	51.92	---	--- Peak																																																																																																																																																																																																																				
6	7320.00	61.35	-22.65	74.00	55.90	35.43	8.95	58.93	---	--- Peak																																																																																																																																																																																																																				
7	11880.00	47.88	-26.12	74.00	57.38	37.68	11.28	58.38	---	--- Peak																																																																																																																																																																																																																				
8	15000.00	47.68	-26.78	62.38	54.84	39.58	12.98	58.84	---	--- Peak																																																																																																																																																																																																																				



Mode 8 802.11ax20 CH233 & BLE 1M CH00& Zigbee CH19& Lora DTS SF11 500Khz CH16

802.11ax20 CH233 (Band Edge @ 3m)

6GHz 6875~7125MHz Band Edge @ 3m																																																																													
802.11ax20 CH233 & BLE 1M CH00& Zigbee CH19& Lora DTS SF11 500Khz CH16																																																																													
Co-location																																																																													
	Horizontal	Fundamental																																																																											
Peak	<p>           Data: 3            Level (dBuV/m)            Date: 2023-10-14            Frequency (MHz)            6905 6994 7083 7172 7261 7350            PEAK(N) MI, DE  <table border="1"> <thead> <tr> <th>Over</th> <th>Limit</th> <th>ReadAntenna</th> <th>Cable</th> <th>Preamp</th> <th>A/Pos</th> <th>T/Pos</th> <th>Remark</th> </tr> <tr> <th>Freq</th> <th>Level</th> <th>Level</th> <th>Level</th> <th>Level</th> <th>Factor</th> <th>Factor</th> <th></th> </tr> <tr> <th>MHz</th> <th>dBuV/m</th> <th>dB</th> <th>dBuV/m</th> <th>dBuV/m</th> <th>dB</th> <th>dB</th> <th>cm</th> </tr> </thead> <tbody> <tr> <td>1</td> <td>7125.00</td> <td>74.71</td> <td>-13.49</td> <td>88.28</td> <td>65.81</td> <td>35.48</td> <td>8.68 34.46 322</td> <td>269 Peak</td> </tr> <tr> <td>2</td> <td>7252.99</td> <td>48.84</td> <td>-33.16</td> <td>74.08</td> <td>31.31</td> <td>35.45</td> <td>8.78 34.62 322</td> <td>269 Peak</td> </tr> </tbody> </table> </p>	Over	Limit	ReadAntenna	Cable	Preamp	A/Pos	T/Pos	Remark	Freq	Level	Level	Level	Level	Factor	Factor		MHz	dBuV/m	dB	dBuV/m	dBuV/m	dB	dB	cm	1	7125.00	74.71	-13.49	88.28	65.81	35.48	8.68 34.46 322	269 Peak	2	7252.99	48.84	-33.16	74.08	31.31	35.45	8.78 34.62 322	269 Peak	<p>           Data: 1            Level (dBuV/m)            Date: 2023-10-14            Frequency (MHz)            6900 2240 3480 4720 5960 7200            PEAK(N) MI, DE  <table border="1"> <thead> <tr> <th>Over</th> <th>Limit</th> <th>ReadAntenna</th> <th>Cable</th> <th>Preamp</th> <th>A/Pos</th> <th>T/Pos</th> <th>Remark</th> </tr> <tr> <th>Freq</th> <th>Level</th> <th>Level</th> <th>Level</th> <th>Level</th> <th>Factor</th> <th>Factor</th> <th></th> </tr> <tr> <th>MHz</th> <th>dBuV/m</th> <th>dB</th> <th>dBuV/m</th> <th>dBuV/m</th> <th>dB</th> <th>dB</th> <th>cm</th> </tr> </thead> <tbody> <tr> <td>1</td> <td>7115.00</td> <td>93.23</td> <td>-25.97</td> <td>119.28</td> <td>83.50</td> <td>35.48</td> <td>8.68 34.43 322</td> <td>269 Peak</td> </tr> </tbody> </table> </p>	Over	Limit	ReadAntenna	Cable	Preamp	A/Pos	T/Pos	Remark	Freq	Level	Level	Level	Level	Factor	Factor		MHz	dBuV/m	dB	dBuV/m	dBuV/m	dB	dB	cm	1	7115.00	93.23	-25.97	119.28	83.50	35.48	8.68 34.43 322	269 Peak
Over	Limit	ReadAntenna	Cable	Preamp	A/Pos	T/Pos	Remark																																																																						
Freq	Level	Level	Level	Level	Factor	Factor																																																																							
MHz	dBuV/m	dB	dBuV/m	dBuV/m	dB	dB	cm																																																																						
1	7125.00	74.71	-13.49	88.28	65.81	35.48	8.68 34.46 322	269 Peak																																																																					
2	7252.99	48.84	-33.16	74.08	31.31	35.45	8.78 34.62 322	269 Peak																																																																					
Over	Limit	ReadAntenna	Cable	Preamp	A/Pos	T/Pos	Remark																																																																						
Freq	Level	Level	Level	Level	Factor	Factor																																																																							
MHz	dBuV/m	dB	dBuV/m	dBuV/m	dB	dB	cm																																																																						
1	7115.00	93.23	-25.97	119.28	83.50	35.48	8.68 34.43 322	269 Peak																																																																					
Avg.	<p>           Data: 4            Level (dBuV/m)            Date: 2023-10-14            Frequency (MHz)            6885 6978 7071 7164 7257 7350            AVG(N) MI, DE  <table border="1"> <thead> <tr> <th>Over</th> <th>Limit</th> <th>ReadAntenna</th> <th>Cable</th> <th>Preamp</th> <th>A/Pos</th> <th>T/Pos</th> <th>Remark</th> </tr> <tr> <th>Freq</th> <th>Level</th> <th>Level</th> <th>Level</th> <th>Level</th> <th>Factor</th> <th>Factor</th> <th></th> </tr> <tr> <th>MHz</th> <th>dBuV/m</th> <th>dB</th> <th>dBuV/m</th> <th>dBuV/m</th> <th>dB</th> <th>dB</th> <th>cm</th> </tr> </thead> <tbody> <tr> <td>1</td> <td>7125.00</td> <td>61.15</td> <td>-7.05</td> <td>68.28</td> <td>51.45</td> <td>35.48</td> <td>8.65 34.46 322</td> <td>269 Average</td> </tr> <tr> <td>2</td> <td>7254.21</td> <td>31.81</td> <td>-22.19</td> <td>54.08</td> <td>22.28</td> <td>35.45</td> <td>8.78 34.62 322</td> <td>269 Average</td> </tr> </tbody> </table> </p>	Over	Limit	ReadAntenna	Cable	Preamp	A/Pos	T/Pos	Remark	Freq	Level	Level	Level	Level	Factor	Factor		MHz	dBuV/m	dB	dBuV/m	dBuV/m	dB	dB	cm	1	7125.00	61.15	-7.05	68.28	51.45	35.48	8.65 34.46 322	269 Average	2	7254.21	31.81	-22.19	54.08	22.28	35.45	8.78 34.62 322	269 Average	<p>           Data: 2            Level (dBuV/m)            Date: 2023-10-14            Frequency (MHz)            6900 2240 3480 4720 5960 7200            AVG(N) MI, DE  <table border="1"> <thead> <tr> <th>Over</th> <th>Limit</th> <th>ReadAntenna</th> <th>Cable</th> <th>Preamp</th> <th>A/Pos</th> <th>T/Pos</th> <th>Remark</th> </tr> <tr> <th>Freq</th> <th>Level</th> <th>Level</th> <th>Level</th> <th>Level</th> <th>Factor</th> <th>Factor</th> <th></th> </tr> <tr> <th>MHz</th> <th>dBuV/m</th> <th>dB</th> <th>dBuV/m</th> <th>dBuV/m</th> <th>dB</th> <th>dB</th> <th>cm</th> </tr> </thead> <tbody> <tr> <td>1</td> <td>7115.00</td> <td>88.64</td> <td>-18.56</td> <td>99.20</td> <td>78.91</td> <td>35.48</td> <td>8.68 34.43 322</td> <td>269 Average</td> </tr> </tbody> </table> </p>	Over	Limit	ReadAntenna	Cable	Preamp	A/Pos	T/Pos	Remark	Freq	Level	Level	Level	Level	Factor	Factor		MHz	dBuV/m	dB	dBuV/m	dBuV/m	dB	dB	cm	1	7115.00	88.64	-18.56	99.20	78.91	35.48	8.68 34.43 322	269 Average
Over	Limit	ReadAntenna	Cable	Preamp	A/Pos	T/Pos	Remark																																																																						
Freq	Level	Level	Level	Level	Factor	Factor																																																																							
MHz	dBuV/m	dB	dBuV/m	dBuV/m	dB	dB	cm																																																																						
1	7125.00	61.15	-7.05	68.28	51.45	35.48	8.65 34.46 322	269 Average																																																																					
2	7254.21	31.81	-22.19	54.08	22.28	35.45	8.78 34.62 322	269 Average																																																																					
Over	Limit	ReadAntenna	Cable	Preamp	A/Pos	T/Pos	Remark																																																																						
Freq	Level	Level	Level	Level	Factor	Factor																																																																							
MHz	dBuV/m	dB	dBuV/m	dBuV/m	dB	dB	cm																																																																						
1	7115.00	88.64	-18.56	99.20	78.91	35.48	8.68 34.43 322	269 Average																																																																					



6GHz 6875~7125MHz Band Edge @ 3m																																																																										
802.11ax20 CH233 & BLE 1M CH00& Zigbee CH19& Lora DTS SF11 500Khz CH16																																																																										
Co-location																																																																										
	Vertical	Fundamental																																																																								
<b>Peak</b>	<p>Date: 7 Level (dBuV/m)</p> <p>Frequency (MHz)</p> <table border="1"> <thead> <tr> <th>Over</th> <th>Limit</th> <th>ReadAntenna</th> <th>Cable</th> <th>Preamp</th> <th>A/Pos</th> <th>T/Pos</th> <th>Remark</th> </tr> <tr> <th>Freq</th> <th>Level</th> <th>Line</th> <th>Level</th> <th>Factor</th> <th>Loss</th> <th>Factor</th> <th></th> </tr> <tr> <th>MHz</th> <th>dBuV/m</th> <th>dB</th> <th>dBuV/m</th> <th>dBuV/m</th> <th>dB</th> <th>dB</th> <th>cm</th> </tr> </thead> <tbody> <tr> <td>1</td> <td>7125.00</td> <td>72.21</td> <td>-15.99</td> <td>88.20</td> <td>62.51</td> <td>35.48</td> <td>8.68 34.46 111 62 Peak</td> </tr> <tr> <td>2</td> <td>7338.43</td> <td>41.18</td> <td>-32.62</td> <td>74.00</td> <td>31.38</td> <td>35.43</td> <td>9.08 34.71 111 62 Peak</td> </tr> </tbody> </table>	Over	Limit	ReadAntenna	Cable	Preamp	A/Pos	T/Pos	Remark	Freq	Level	Line	Level	Factor	Loss	Factor		MHz	dBuV/m	dB	dBuV/m	dBuV/m	dB	dB	cm	1	7125.00	72.21	-15.99	88.20	62.51	35.48	8.68 34.46 111 62 Peak	2	7338.43	41.18	-32.62	74.00	31.38	35.43	9.08 34.71 111 62 Peak	<p>Date: 5 Level (dBuV/m)</p> <p>Frequency (MHz)</p> <table border="1"> <thead> <tr> <th>Over</th> <th>Limit</th> <th>ReadAntenna</th> <th>Cable</th> <th>Preamp</th> <th>A/Pos</th> <th>T/Pos</th> <th>Remark</th> </tr> <tr> <th>Freq</th> <th>Level</th> <th>Line</th> <th>Level</th> <th>Factor</th> <th>Loss</th> <th>Factor</th> <th></th> </tr> <tr> <th>MHz</th> <th>dBuV/m</th> <th>dB</th> <th>dBuV/m</th> <th>dBuV/m</th> <th>dB</th> <th>dB</th> <th>cm</th> </tr> </thead> <tbody> <tr> <td>1</td> <td>7115.00</td> <td>92.84</td> <td>-27.16</td> <td>119.28</td> <td>82.31</td> <td>35.48</td> <td>8.68 34.43 111 62 Peak</td> </tr> </tbody> </table>	Over	Limit	ReadAntenna	Cable	Preamp	A/Pos	T/Pos	Remark	Freq	Level	Line	Level	Factor	Loss	Factor		MHz	dBuV/m	dB	dBuV/m	dBuV/m	dB	dB	cm	1	7115.00	92.84	-27.16	119.28	82.31	35.48	8.68 34.43 111 62 Peak
Over	Limit	ReadAntenna	Cable	Preamp	A/Pos	T/Pos	Remark																																																																			
Freq	Level	Line	Level	Factor	Loss	Factor																																																																				
MHz	dBuV/m	dB	dBuV/m	dBuV/m	dB	dB	cm																																																																			
1	7125.00	72.21	-15.99	88.20	62.51	35.48	8.68 34.46 111 62 Peak																																																																			
2	7338.43	41.18	-32.62	74.00	31.38	35.43	9.08 34.71 111 62 Peak																																																																			
Over	Limit	ReadAntenna	Cable	Preamp	A/Pos	T/Pos	Remark																																																																			
Freq	Level	Line	Level	Factor	Loss	Factor																																																																				
MHz	dBuV/m	dB	dBuV/m	dBuV/m	dB	dB	cm																																																																			
1	7115.00	92.84	-27.16	119.28	82.31	35.48	8.68 34.43 111 62 Peak																																																																			
<b>Avg.</b>	<p>Date: 8 Level (dBuV/m)</p> <p>Frequency (MHz)</p> <table border="1"> <thead> <tr> <th>Over</th> <th>Limit</th> <th>ReadAntenna</th> <th>Cable</th> <th>Preamp</th> <th>A/Pos</th> <th>T/Pos</th> <th>Remark</th> </tr> <tr> <th>Freq</th> <th>Level</th> <th>Line</th> <th>Level</th> <th>Factor</th> <th>Loss</th> <th>Factor</th> <th></th> </tr> <tr> <th>MHz</th> <th>dBuV/m</th> <th>dB</th> <th>dBuV/m</th> <th>dBuV/m</th> <th>dB</th> <th>dB</th> <th>cm</th> </tr> </thead> <tbody> <tr> <td>1</td> <td>7125.00</td> <td>58.70</td> <td>-9.58</td> <td>65.29</td> <td>49.00</td> <td>35.48</td> <td>8.68 34.46 111 62 Average</td> </tr> <tr> <td>2</td> <td>7278.49</td> <td>31.87</td> <td>-22.13</td> <td>54.00</td> <td>22.22</td> <td>35.44</td> <td>8.83 34.62 111 62 Average</td> </tr> </tbody> </table>	Over	Limit	ReadAntenna	Cable	Preamp	A/Pos	T/Pos	Remark	Freq	Level	Line	Level	Factor	Loss	Factor		MHz	dBuV/m	dB	dBuV/m	dBuV/m	dB	dB	cm	1	7125.00	58.70	-9.58	65.29	49.00	35.48	8.68 34.46 111 62 Average	2	7278.49	31.87	-22.13	54.00	22.22	35.44	8.83 34.62 111 62 Average	<p>Date: 6 Level (dBuV/m)</p> <p>Frequency (MHz)</p> <table border="1"> <thead> <tr> <th>Over</th> <th>Limit</th> <th>ReadAntenna</th> <th>Cable</th> <th>Preamp</th> <th>A/Pos</th> <th>T/Pos</th> <th>Remark</th> </tr> <tr> <th>Freq</th> <th>Level</th> <th>Line</th> <th>Level</th> <th>Factor</th> <th>Loss</th> <th>Factor</th> <th></th> </tr> <tr> <th>MHz</th> <th>dBuV/m</th> <th>dB</th> <th>dBuV/m</th> <th>dBuV/m</th> <th>dB</th> <th>dB</th> <th>cm</th> </tr> </thead> <tbody> <tr> <td>1</td> <td>7115.00</td> <td>88.37</td> <td>-18.83</td> <td>99.29</td> <td>76.64</td> <td>35.48</td> <td>8.68 34.43 111 62 Average</td> </tr> </tbody> </table>	Over	Limit	ReadAntenna	Cable	Preamp	A/Pos	T/Pos	Remark	Freq	Level	Line	Level	Factor	Loss	Factor		MHz	dBuV/m	dB	dBuV/m	dBuV/m	dB	dB	cm	1	7115.00	88.37	-18.83	99.29	76.64	35.48	8.68 34.43 111 62 Average
Over	Limit	ReadAntenna	Cable	Preamp	A/Pos	T/Pos	Remark																																																																			
Freq	Level	Line	Level	Factor	Loss	Factor																																																																				
MHz	dBuV/m	dB	dBuV/m	dBuV/m	dB	dB	cm																																																																			
1	7125.00	58.70	-9.58	65.29	49.00	35.48	8.68 34.46 111 62 Average																																																																			
2	7278.49	31.87	-22.13	54.00	22.22	35.44	8.83 34.62 111 62 Average																																																																			
Over	Limit	ReadAntenna	Cable	Preamp	A/Pos	T/Pos	Remark																																																																			
Freq	Level	Line	Level	Factor	Loss	Factor																																																																				
MHz	dBuV/m	dB	dBuV/m	dBuV/m	dB	dB	cm																																																																			
1	7115.00	88.37	-18.83	99.29	76.64	35.48	8.68 34.43 111 62 Average																																																																			



BLE1M CH00 (Band Edge @ 3m)

2.4GHz 2400~2483.5MHz Band Edge @ 3m																																																																		
802.11ax20 CH233 & BLE 1M CH00& Zigbee CH19& Lora DTS SF11 500Khz CH16																																																																		
Co-location																																																																		
	Horizontal	Fundamental																																																																
Peak	<p>Date: 1 Level (dBuV/m) Date: 2023-10-14</p> <table border="1"> <thead> <tr> <th>Over</th> <th>Limit</th> <th>ReadAntenna</th> <th>Cable</th> <th>Preamp</th> <th>A/Pos</th> <th>T/Pos</th> <th>Remark</th> </tr> <tr> <th>Freq</th> <th>Level</th> <th>Line</th> <th>Level</th> <th>Factor</th> <th>Loss</th> <th>Factor</th> <th></th> </tr> <tr> <th>MHz</th> <th>dBuV/m</th> <th>dB</th> <th>dBuV/m</th> <th>dB</th> <th>dB</th> <th>dB</th> <th>cm deg</th> </tr> </thead> <tbody> <tr> <td>1</td> <td>2364.00</td> <td>40.20</td> <td>-25.00</td> <td>74.00</td> <td>47.61</td> <td>30.67</td> <td>4.77 34.85 140 68 Peak</td> </tr> </tbody> </table>	Over	Limit	ReadAntenna	Cable	Preamp	A/Pos	T/Pos	Remark	Freq	Level	Line	Level	Factor	Loss	Factor		MHz	dBuV/m	dB	dBuV/m	dB	dB	dB	cm deg	1	2364.00	40.20	-25.00	74.00	47.61	30.67	4.77 34.85 140 68 Peak	<p>Date: 3 Level (dBuV/m) Date: 2023-10-14</p> <table border="1"> <thead> <tr> <th>Over</th> <th>Limit</th> <th>ReadAntenna</th> <th>Cable</th> <th>Preamp</th> <th>A/Pos</th> <th>T/Pos</th> <th>Remark</th> </tr> <tr> <th>Freq</th> <th>Level</th> <th>Line</th> <th>Level</th> <th>Factor</th> <th>Loss</th> <th>Factor</th> <th></th> </tr> <tr> <th>MHz</th> <th>dBuV/m</th> <th>dB</th> <th>dBuV/m</th> <th>dB</th> <th>dB</th> <th>dB</th> <th>cm deg</th> </tr> </thead> <tbody> <tr> <td>1 *</td> <td>2482.00</td> <td>97.89</td> <td>23.89</td> <td>74.00</td> <td>97.12</td> <td>30.00</td> <td>4.81 34.84 140 68 Peak</td> </tr> </tbody> </table>	Over	Limit	ReadAntenna	Cable	Preamp	A/Pos	T/Pos	Remark	Freq	Level	Line	Level	Factor	Loss	Factor		MHz	dBuV/m	dB	dBuV/m	dB	dB	dB	cm deg	1 *	2482.00	97.89	23.89	74.00	97.12	30.00	4.81 34.84 140 68 Peak
Over	Limit	ReadAntenna	Cable	Preamp	A/Pos	T/Pos	Remark																																																											
Freq	Level	Line	Level	Factor	Loss	Factor																																																												
MHz	dBuV/m	dB	dBuV/m	dB	dB	dB	cm deg																																																											
1	2364.00	40.20	-25.00	74.00	47.61	30.67	4.77 34.85 140 68 Peak																																																											
Over	Limit	ReadAntenna	Cable	Preamp	A/Pos	T/Pos	Remark																																																											
Freq	Level	Line	Level	Factor	Loss	Factor																																																												
MHz	dBuV/m	dB	dBuV/m	dB	dB	dB	cm deg																																																											
1 *	2482.00	97.89	23.89	74.00	97.12	30.00	4.81 34.84 140 68 Peak																																																											
Avg.	<p>Date: 2 Level (dBuV/m) Date: 2023-10-14</p> <table border="1"> <thead> <tr> <th>Over</th> <th>Limit</th> <th>ReadAntenna</th> <th>Cable</th> <th>Preamp</th> <th>A/Pos</th> <th>T/Pos</th> <th>Remark</th> </tr> <tr> <th>Freq</th> <th>Level</th> <th>Line</th> <th>Level</th> <th>Factor</th> <th>Loss</th> <th>Factor</th> <th></th> </tr> <tr> <th>MHz</th> <th>dBuV/m</th> <th>dB</th> <th>dBuV/m</th> <th>dB</th> <th>dB</th> <th>dB</th> <th>cm deg</th> </tr> </thead> <tbody> <tr> <td>1</td> <td>2382.35</td> <td>37.82</td> <td>-16.18</td> <td>54.00</td> <td>37.27</td> <td>30.63</td> <td>4.77 34.85 140 68 Average</td> </tr> </tbody> </table>	Over	Limit	ReadAntenna	Cable	Preamp	A/Pos	T/Pos	Remark	Freq	Level	Line	Level	Factor	Loss	Factor		MHz	dBuV/m	dB	dBuV/m	dB	dB	dB	cm deg	1	2382.35	37.82	-16.18	54.00	37.27	30.63	4.77 34.85 140 68 Average	<p>Date: 4 Level (dBuV/m) Date: 2023-10-14</p> <table border="1"> <thead> <tr> <th>Over</th> <th>Limit</th> <th>ReadAntenna</th> <th>Cable</th> <th>Preamp</th> <th>A/Pos</th> <th>T/Pos</th> <th>Remark</th> </tr> <tr> <th>Freq</th> <th>Level</th> <th>Line</th> <th>Level</th> <th>Factor</th> <th>Loss</th> <th>Factor</th> <th></th> </tr> <tr> <th>MHz</th> <th>dBuV/m</th> <th>dB</th> <th>dBuV/m</th> <th>dB</th> <th>dB</th> <th>dB</th> <th>cm deg</th> </tr> </thead> <tbody> <tr> <td>1 *</td> <td>2482.00</td> <td>97.31</td> <td>43.31</td> <td>54.00</td> <td>96.74</td> <td>30.60</td> <td>4.81 34.84 140 68 Average</td> </tr> </tbody> </table>	Over	Limit	ReadAntenna	Cable	Preamp	A/Pos	T/Pos	Remark	Freq	Level	Line	Level	Factor	Loss	Factor		MHz	dBuV/m	dB	dBuV/m	dB	dB	dB	cm deg	1 *	2482.00	97.31	43.31	54.00	96.74	30.60	4.81 34.84 140 68 Average
Over	Limit	ReadAntenna	Cable	Preamp	A/Pos	T/Pos	Remark																																																											
Freq	Level	Line	Level	Factor	Loss	Factor																																																												
MHz	dBuV/m	dB	dBuV/m	dB	dB	dB	cm deg																																																											
1	2382.35	37.82	-16.18	54.00	37.27	30.63	4.77 34.85 140 68 Average																																																											
Over	Limit	ReadAntenna	Cable	Preamp	A/Pos	T/Pos	Remark																																																											
Freq	Level	Line	Level	Factor	Loss	Factor																																																												
MHz	dBuV/m	dB	dBuV/m	dB	dB	dB	cm deg																																																											
1 *	2482.00	97.31	43.31	54.00	96.74	30.60	4.81 34.84 140 68 Average																																																											



2.4GHz 2400~2483.5MHz Band Edge @ 3m																																																																												
802.11ax20 CH233 & BLE 1M CH00& Zigbee CH19& Lora DTS SF11 500Khz CH16																																																																												
Co-location																																																																												
	Vertical	Fundamental																																																																										
Peak	<p>Date: 5 Date: 2023-10-14</p> <table border="1"> <thead> <tr> <th>Over</th> <th>Limit</th> <th>ReadAntenna</th> <th>Cable</th> <th>Preamp</th> <th>A/Pos</th> <th>T/Pos</th> <th>Remark</th> </tr> <tr> <th>Freq</th> <th>Level</th> <th>Limit</th> <th>Line</th> <th>Level</th> <th>Factor</th> <th>Loss</th> <th>Factor</th> </tr> <tr> <th>MHz</th> <th>dBuV/m</th> <th>dB</th> <th>dBuV/m</th> <th>dBuV/m</th> <th>dB</th> <th>dB</th> <th>cm</th> <th>deg</th> </tr> </thead> <tbody> <tr> <td>1</td> <td>2387.91</td> <td>48.11</td> <td>-25.89</td> <td>74.00</td> <td>47.54</td> <td>30.60</td> <td>4.81</td> <td>34.84</td> <td>228</td> <td>315</td> <td>Peak</td> </tr> </tbody> </table>	Over	Limit	ReadAntenna	Cable	Preamp	A/Pos	T/Pos	Remark	Freq	Level	Limit	Line	Level	Factor	Loss	Factor	MHz	dBuV/m	dB	dBuV/m	dBuV/m	dB	dB	cm	deg	1	2387.91	48.11	-25.89	74.00	47.54	30.60	4.81	34.84	228	315	Peak	<p>Date: 7 Date: 2023-10-14</p> <table border="1"> <thead> <tr> <th>Over</th> <th>Limit</th> <th>ReadAntenna</th> <th>Cable</th> <th>Preamp</th> <th>A/Pos</th> <th>T/Pos</th> <th>Remark</th> </tr> <tr> <th>Freq</th> <th>Level</th> <th>Limit</th> <th>Line</th> <th>Level</th> <th>Factor</th> <th>Loss</th> <th>Factor</th> </tr> <tr> <th>MHz</th> <th>dBuV/m</th> <th>dB</th> <th>dBuV/m</th> <th>dBuV/m</th> <th>dB</th> <th>dB</th> <th>cm</th> <th>deg</th> </tr> </thead> <tbody> <tr> <td>1 *</td> <td>2402.00</td> <td>98.87</td> <td>24.87</td> <td>74.00</td> <td>98.30</td> <td>30.60</td> <td>4.81</td> <td>34.84</td> <td>228</td> <td>315</td> <td>Peak</td> </tr> </tbody> </table>	Over	Limit	ReadAntenna	Cable	Preamp	A/Pos	T/Pos	Remark	Freq	Level	Limit	Line	Level	Factor	Loss	Factor	MHz	dBuV/m	dB	dBuV/m	dBuV/m	dB	dB	cm	deg	1 *	2402.00	98.87	24.87	74.00	98.30	30.60	4.81	34.84	228	315	Peak
Over	Limit	ReadAntenna	Cable	Preamp	A/Pos	T/Pos	Remark																																																																					
Freq	Level	Limit	Line	Level	Factor	Loss	Factor																																																																					
MHz	dBuV/m	dB	dBuV/m	dBuV/m	dB	dB	cm	deg																																																																				
1	2387.91	48.11	-25.89	74.00	47.54	30.60	4.81	34.84	228	315	Peak																																																																	
Over	Limit	ReadAntenna	Cable	Preamp	A/Pos	T/Pos	Remark																																																																					
Freq	Level	Limit	Line	Level	Factor	Loss	Factor																																																																					
MHz	dBuV/m	dB	dBuV/m	dBuV/m	dB	dB	cm	deg																																																																				
1 *	2402.00	98.87	24.87	74.00	98.30	30.60	4.81	34.84	228	315	Peak																																																																	
Avg.	<p>Date: 6 Date: 2023-10-14</p> <table border="1"> <thead> <tr> <th>Over</th> <th>Limit</th> <th>ReadAntenna</th> <th>Cable</th> <th>Preamp</th> <th>A/Pos</th> <th>T/Pos</th> <th>Remark</th> </tr> <tr> <th>Freq</th> <th>Level</th> <th>Limit</th> <th>Line</th> <th>Level</th> <th>Factor</th> <th>Loss</th> <th>Factor</th> </tr> <tr> <th>MHz</th> <th>dBuV/m</th> <th>dB</th> <th>dBuV/m</th> <th>dBuV/m</th> <th>dB</th> <th>dB</th> <th>cm</th> <th>deg</th> </tr> </thead> <tbody> <tr> <td>1</td> <td>2383.19</td> <td>38.34</td> <td>-15.66</td> <td>54.00</td> <td>37.79</td> <td>30.63</td> <td>4.77</td> <td>34.85</td> <td>228</td> <td>315</td> <td>Average</td> </tr> </tbody> </table>	Over	Limit	ReadAntenna	Cable	Preamp	A/Pos	T/Pos	Remark	Freq	Level	Limit	Line	Level	Factor	Loss	Factor	MHz	dBuV/m	dB	dBuV/m	dBuV/m	dB	dB	cm	deg	1	2383.19	38.34	-15.66	54.00	37.79	30.63	4.77	34.85	228	315	Average	<p>Date: 8 Date: 2023-10-14</p> <table border="1"> <thead> <tr> <th>Over</th> <th>Limit</th> <th>ReadAntenna</th> <th>Cable</th> <th>Preamp</th> <th>A/Pos</th> <th>T/Pos</th> <th>Remark</th> </tr> <tr> <th>Freq</th> <th>Level</th> <th>Limit</th> <th>Line</th> <th>Level</th> <th>Factor</th> <th>Loss</th> <th>Factor</th> </tr> <tr> <th>MHz</th> <th>dBuV/m</th> <th>dB</th> <th>dBuV/m</th> <th>dBuV/m</th> <th>dB</th> <th>dB</th> <th>cm</th> <th>deg</th> </tr> </thead> <tbody> <tr> <td>1 *</td> <td>2402.00</td> <td>98.10</td> <td>44.10</td> <td>54.00</td> <td>97.53</td> <td>30.60</td> <td>4.81</td> <td>34.84</td> <td>228</td> <td>315</td> <td>Peak</td> </tr> </tbody> </table>	Over	Limit	ReadAntenna	Cable	Preamp	A/Pos	T/Pos	Remark	Freq	Level	Limit	Line	Level	Factor	Loss	Factor	MHz	dBuV/m	dB	dBuV/m	dBuV/m	dB	dB	cm	deg	1 *	2402.00	98.10	44.10	54.00	97.53	30.60	4.81	34.84	228	315	Peak
Over	Limit	ReadAntenna	Cable	Preamp	A/Pos	T/Pos	Remark																																																																					
Freq	Level	Limit	Line	Level	Factor	Loss	Factor																																																																					
MHz	dBuV/m	dB	dBuV/m	dBuV/m	dB	dB	cm	deg																																																																				
1	2383.19	38.34	-15.66	54.00	37.79	30.63	4.77	34.85	228	315	Average																																																																	
Over	Limit	ReadAntenna	Cable	Preamp	A/Pos	T/Pos	Remark																																																																					
Freq	Level	Limit	Line	Level	Factor	Loss	Factor																																																																					
MHz	dBuV/m	dB	dBuV/m	dBuV/m	dB	dB	cm	deg																																																																				
1 *	2402.00	98.10	44.10	54.00	97.53	30.60	4.81	34.84	228	315	Peak																																																																	





Zigbee CH19 (Band Edge @ 3m)

2.4GHz 2400~2483.5MHz Band Edge @ 3m																																																																		
802.11ax20 CH233 & BLE 1M CH00& Zigbee CH19& Lora DTS SF11 500Khz CH16																																																																		
Co-location																																																																		
	Horizontal	Fundamental																																																																
Peak	<p>Date: 1 Level (dBuV/m)</p> <table border="1"> <thead> <tr> <th>Over</th> <th>Limit</th> <th>ReadAntenna</th> <th>Cable</th> <th>Preamp</th> <th>A/Pos</th> <th>T/Pos</th> <th>Remark</th> </tr> <tr> <th>Freq</th> <th>Level</th> <th>Line</th> <th>Level</th> <th>Factor</th> <th>Loss</th> <th>Factor</th> <th></th> </tr> <tr> <th>MHz</th> <th>dBuV/m</th> <th>dB</th> <th>dBuV/m</th> <th>dB</th> <th>dB</th> <th>dB</th> <th>cm deg</th> </tr> </thead> <tbody> <tr> <td>1</td> <td>2328.64</td> <td>48.93</td> <td>-25.87</td> <td>74.00</td> <td>48.34</td> <td>38.73</td> <td>4.73 54.87 145 109 Peak</td> </tr> </tbody> </table>	Over	Limit	ReadAntenna	Cable	Preamp	A/Pos	T/Pos	Remark	Freq	Level	Line	Level	Factor	Loss	Factor		MHz	dBuV/m	dB	dBuV/m	dB	dB	dB	cm deg	1	2328.64	48.93	-25.87	74.00	48.34	38.73	4.73 54.87 145 109 Peak	<p>Date: 3 Level (dBuV/m)</p> <table border="1"> <thead> <tr> <th>Over</th> <th>Limit</th> <th>ReadAntenna</th> <th>Cable</th> <th>Preamp</th> <th>A/Pos</th> <th>T/Pos</th> <th>Remark</th> </tr> <tr> <th>Freq</th> <th>Level</th> <th>Line</th> <th>Level</th> <th>Factor</th> <th>Loss</th> <th>Factor</th> <th></th> </tr> <tr> <th>MHz</th> <th>dBuV/m</th> <th>dB</th> <th>dBuV/m</th> <th>dB</th> <th>dB</th> <th>dB</th> <th>cm deg</th> </tr> </thead> <tbody> <tr> <td>1 *</td> <td>2445.00</td> <td>102.86</td> <td>28.86</td> <td>74.00</td> <td>102.12</td> <td>38.78</td> <td>4.86 34.82 145 189 Peak</td> </tr> </tbody> </table>	Over	Limit	ReadAntenna	Cable	Preamp	A/Pos	T/Pos	Remark	Freq	Level	Line	Level	Factor	Loss	Factor		MHz	dBuV/m	dB	dBuV/m	dB	dB	dB	cm deg	1 *	2445.00	102.86	28.86	74.00	102.12	38.78	4.86 34.82 145 189 Peak
Over	Limit	ReadAntenna	Cable	Preamp	A/Pos	T/Pos	Remark																																																											
Freq	Level	Line	Level	Factor	Loss	Factor																																																												
MHz	dBuV/m	dB	dBuV/m	dB	dB	dB	cm deg																																																											
1	2328.64	48.93	-25.87	74.00	48.34	38.73	4.73 54.87 145 109 Peak																																																											
Over	Limit	ReadAntenna	Cable	Preamp	A/Pos	T/Pos	Remark																																																											
Freq	Level	Line	Level	Factor	Loss	Factor																																																												
MHz	dBuV/m	dB	dBuV/m	dB	dB	dB	cm deg																																																											
1 *	2445.00	102.86	28.86	74.00	102.12	38.78	4.86 34.82 145 189 Peak																																																											
Avg.	<p>Date: 2 Level (dBuV/m)</p> <table border="1"> <thead> <tr> <th>Over</th> <th>Limit</th> <th>ReadAntenna</th> <th>Cable</th> <th>Preamp</th> <th>A/Pos</th> <th>T/Pos</th> <th>Remark</th> </tr> <tr> <th>Freq</th> <th>Level</th> <th>Line</th> <th>Level</th> <th>Factor</th> <th>Loss</th> <th>Factor</th> <th></th> </tr> <tr> <th>MHz</th> <th>dBuV/m</th> <th>dB</th> <th>dBuV/m</th> <th>dB</th> <th>dB</th> <th>dB</th> <th>cm deg</th> </tr> </thead> <tbody> <tr> <td>1</td> <td>2389.66</td> <td>37.74</td> <td>-16.26</td> <td>54.00</td> <td>37.17</td> <td>38.00</td> <td>4.81 34.84 145 109 Average</td> </tr> </tbody> </table>	Over	Limit	ReadAntenna	Cable	Preamp	A/Pos	T/Pos	Remark	Freq	Level	Line	Level	Factor	Loss	Factor		MHz	dBuV/m	dB	dBuV/m	dB	dB	dB	cm deg	1	2389.66	37.74	-16.26	54.00	37.17	38.00	4.81 34.84 145 109 Average	<p>Date: 4 Level (dBuV/m)</p> <table border="1"> <thead> <tr> <th>Over</th> <th>Limit</th> <th>ReadAntenna</th> <th>Cable</th> <th>Preamp</th> <th>A/Pos</th> <th>T/Pos</th> <th>Remark</th> </tr> <tr> <th>Freq</th> <th>Level</th> <th>Line</th> <th>Level</th> <th>Factor</th> <th>Loss</th> <th>Factor</th> <th></th> </tr> <tr> <th>MHz</th> <th>dBuV/m</th> <th>dB</th> <th>dBuV/m</th> <th>dB</th> <th>dB</th> <th>dB</th> <th>cm deg</th> </tr> </thead> <tbody> <tr> <td>1 *</td> <td>2445.00</td> <td>100.98</td> <td>46.98</td> <td>54.00</td> <td>100.24</td> <td>38.78</td> <td>4.86 34.82 145 189 Average</td> </tr> </tbody> </table>	Over	Limit	ReadAntenna	Cable	Preamp	A/Pos	T/Pos	Remark	Freq	Level	Line	Level	Factor	Loss	Factor		MHz	dBuV/m	dB	dBuV/m	dB	dB	dB	cm deg	1 *	2445.00	100.98	46.98	54.00	100.24	38.78	4.86 34.82 145 189 Average
Over	Limit	ReadAntenna	Cable	Preamp	A/Pos	T/Pos	Remark																																																											
Freq	Level	Line	Level	Factor	Loss	Factor																																																												
MHz	dBuV/m	dB	dBuV/m	dB	dB	dB	cm deg																																																											
1	2389.66	37.74	-16.26	54.00	37.17	38.00	4.81 34.84 145 109 Average																																																											
Over	Limit	ReadAntenna	Cable	Preamp	A/Pos	T/Pos	Remark																																																											
Freq	Level	Line	Level	Factor	Loss	Factor																																																												
MHz	dBuV/m	dB	dBuV/m	dB	dB	dB	cm deg																																																											
1 *	2445.00	100.98	46.98	54.00	100.24	38.78	4.86 34.82 145 189 Average																																																											



		2.4GHz 2400~2483.5MHz Band Edge @ 3m																																					
		802.11ax20 CH233 & BLE 1M CH00& Zigbee CH19& Lora DTS SF11 500Khz CH16																																					
		Co-location																																					
	Horizontal	Fundamental																																					
Peak	<table border="1"> <thead> <tr> <th>Over</th> <th>Limit</th> <th>ReadAntenna</th> <th>Cable</th> <th>Preamp</th> <th>A/Pos</th> <th>T/Pos</th> <th>Remark</th> </tr> <tr> <th>Freq</th> <th>Level</th> <th>Limit</th> <th>Level</th> <th>Factor</th> <th>Loss</th> <th>Factor</th> <th></th> </tr> <tr> <th>MHz</th> <th>dBuV/m</th> <th>dB</th> <th>dBuV/m</th> <th>dB</th> <th>dB</th> <th>cm</th> <th>deg</th> </tr> </thead> <tbody> <tr> <td>1</td> <td>2444.18</td> <td>49.55</td> <td>-24.45</td> <td>74.00</td> <td>48.61</td> <td>30.83</td> <td>4.92</td> <td>34.81</td> <td>145</td> <td>100</td> <td>Peak</td> </tr> </tbody> </table>	Over	Limit	ReadAntenna	Cable	Preamp	A/Pos	T/Pos	Remark	Freq	Level	Limit	Level	Factor	Loss	Factor		MHz	dBuV/m	dB	dBuV/m	dB	dB	cm	deg	1	2444.18	49.55	-24.45	74.00	48.61	30.83	4.92	34.81	145	100	Peak		
Over	Limit	ReadAntenna	Cable	Preamp	A/Pos	T/Pos	Remark																																
Freq	Level	Limit	Level	Factor	Loss	Factor																																	
MHz	dBuV/m	dB	dBuV/m	dB	dB	cm	deg																																
1	2444.18	49.55	-24.45	74.00	48.61	30.83	4.92	34.81	145	100	Peak																												
Avg.	<table border="1"> <thead> <tr> <th>Over</th> <th>Limit</th> <th>ReadAntenna</th> <th>Cable</th> <th>Preamp</th> <th>A/Pos</th> <th>T/Pos</th> <th>Remark</th> </tr> <tr> <th>Freq</th> <th>Level</th> <th>Limit</th> <th>Level</th> <th>Factor</th> <th>Loss</th> <th>Factor</th> <th></th> </tr> <tr> <th>MHz</th> <th>dBuV/m</th> <th>dB</th> <th>dBuV/m</th> <th>dB</th> <th>dB</th> <th>cm</th> <th>deg</th> </tr> </thead> <tbody> <tr> <td>1</td> <td>2445.51</td> <td>38.52</td> <td>-15.18</td> <td>54.00</td> <td>37.68</td> <td>30.83</td> <td>4.92</td> <td>34.81</td> <td>145</td> <td>100</td> <td>Peak</td> </tr> </tbody> </table>	Over	Limit	ReadAntenna	Cable	Preamp	A/Pos	T/Pos	Remark	Freq	Level	Limit	Level	Factor	Loss	Factor		MHz	dBuV/m	dB	dBuV/m	dB	dB	cm	deg	1	2445.51	38.52	-15.18	54.00	37.68	30.83	4.92	34.81	145	100	Peak		
Over	Limit	ReadAntenna	Cable	Preamp	A/Pos	T/Pos	Remark																																
Freq	Level	Limit	Level	Factor	Loss	Factor																																	
MHz	dBuV/m	dB	dBuV/m	dB	dB	cm	deg																																
1	2445.51	38.52	-15.18	54.00	37.68	30.83	4.92	34.81	145	100	Peak																												



2.4GHz 2400~2483.5MHz Band Edge @ 3m																																																																												
802.11ax20 CH233 & BLE 1M CH00 & Zigbee CH19 & Lora DTS SF11 500Khz CH16																																																																												
Co-location																																																																												
	Vertical	Fundamental																																																																										
<b>Peak</b>	<p>Date: 7 Level (dBuV/m)</p> <p>Date: 2023-10-14</p> <table border="1"> <thead> <tr> <th>Over</th> <th>Limit</th> <th>ReadAntenna</th> <th>Cable</th> <th>Preamp</th> <th>A/Pos</th> <th>T/Pos</th> <th>Remark</th> </tr> <tr> <th>Freq</th> <th>Level</th> <th>Limit</th> <th>Line</th> <th>Level</th> <th>Factor</th> <th>Loss</th> <th>Factor</th> </tr> <tr> <th>MHz</th> <th>dBuV/m</th> <th>dB</th> <th>dBuV/m</th> <th>dBuV/m</th> <th>dB</th> <th>dB</th> <th>cm</th> <th>deg</th> </tr> </thead> <tbody> <tr> <td>1</td> <td>2385.68</td> <td>53.45</td> <td>-20.55</td> <td>74.00</td> <td>52.88</td> <td>30.00</td> <td>4.83</td> <td>34.84</td> <td>139</td> <td>134</td> <td>Peak</td> </tr> </tbody> </table>	Over	Limit	ReadAntenna	Cable	Preamp	A/Pos	T/Pos	Remark	Freq	Level	Limit	Line	Level	Factor	Loss	Factor	MHz	dBuV/m	dB	dBuV/m	dBuV/m	dB	dB	cm	deg	1	2385.68	53.45	-20.55	74.00	52.88	30.00	4.83	34.84	139	134	Peak	<p>Date: 9 Level (dBuV/m)</p> <p>Date: 2023-10-14</p> <table border="1"> <thead> <tr> <th>Over</th> <th>Limit</th> <th>ReadAntenna</th> <th>Cable</th> <th>Preamp</th> <th>A/Pos</th> <th>T/Pos</th> <th>Remark</th> </tr> <tr> <th>Freq</th> <th>Level</th> <th>Limit</th> <th>Line</th> <th>Level</th> <th>Factor</th> <th>Loss</th> <th>Factor</th> </tr> <tr> <th>MHz</th> <th>dBuV/m</th> <th>dB</th> <th>dBuV/m</th> <th>dBuV/m</th> <th>dB</th> <th>dB</th> <th>cm</th> <th>deg</th> </tr> </thead> <tbody> <tr> <td>1 *</td> <td>2445.00</td> <td>113.49</td> <td>39.49</td> <td>74.00</td> <td>112.75</td> <td>30.70</td> <td>4.86</td> <td>34.82</td> <td>139</td> <td>134</td> <td>Peak</td> </tr> </tbody> </table>	Over	Limit	ReadAntenna	Cable	Preamp	A/Pos	T/Pos	Remark	Freq	Level	Limit	Line	Level	Factor	Loss	Factor	MHz	dBuV/m	dB	dBuV/m	dBuV/m	dB	dB	cm	deg	1 *	2445.00	113.49	39.49	74.00	112.75	30.70	4.86	34.82	139	134	Peak
Over	Limit	ReadAntenna	Cable	Preamp	A/Pos	T/Pos	Remark																																																																					
Freq	Level	Limit	Line	Level	Factor	Loss	Factor																																																																					
MHz	dBuV/m	dB	dBuV/m	dBuV/m	dB	dB	cm	deg																																																																				
1	2385.68	53.45	-20.55	74.00	52.88	30.00	4.83	34.84	139	134	Peak																																																																	
Over	Limit	ReadAntenna	Cable	Preamp	A/Pos	T/Pos	Remark																																																																					
Freq	Level	Limit	Line	Level	Factor	Loss	Factor																																																																					
MHz	dBuV/m	dB	dBuV/m	dBuV/m	dB	dB	cm	deg																																																																				
1 *	2445.00	113.49	39.49	74.00	112.75	30.70	4.86	34.82	139	134	Peak																																																																	
<b>Avg.</b>	<p>Date: 8 Level (dBuV/m)</p> <p>Date: 2023-10-14</p> <table border="1"> <thead> <tr> <th>Over</th> <th>Limit</th> <th>ReadAntenna</th> <th>Cable</th> <th>Preamp</th> <th>A/Pos</th> <th>T/Pos</th> <th>Remark</th> </tr> <tr> <th>Freq</th> <th>Level</th> <th>Limit</th> <th>Line</th> <th>Level</th> <th>Factor</th> <th>Loss</th> <th>Factor</th> </tr> <tr> <th>MHz</th> <th>dBuV/m</th> <th>dB</th> <th>dBuV/m</th> <th>dBuV/m</th> <th>dB</th> <th>dB</th> <th>cm</th> <th>deg</th> </tr> </thead> <tbody> <tr> <td>1</td> <td>2389.94</td> <td>43.43</td> <td>-18.57</td> <td>54.00</td> <td>42.06</td> <td>30.00</td> <td>4.83</td> <td>34.04</td> <td>139</td> <td>134</td> <td>Average</td> </tr> </tbody> </table>	Over	Limit	ReadAntenna	Cable	Preamp	A/Pos	T/Pos	Remark	Freq	Level	Limit	Line	Level	Factor	Loss	Factor	MHz	dBuV/m	dB	dBuV/m	dBuV/m	dB	dB	cm	deg	1	2389.94	43.43	-18.57	54.00	42.06	30.00	4.83	34.04	139	134	Average	<p>Date: 10 Level (dBuV/m)</p> <p>Date: 2023-10-14</p> <table border="1"> <thead> <tr> <th>Over</th> <th>Limit</th> <th>ReadAntenna</th> <th>Cable</th> <th>Preamp</th> <th>A/Pos</th> <th>T/Pos</th> <th>Remark</th> </tr> <tr> <th>Freq</th> <th>Level</th> <th>Limit</th> <th>Line</th> <th>Level</th> <th>Factor</th> <th>Loss</th> <th>Factor</th> </tr> <tr> <th>MHz</th> <th>dBuV/m</th> <th>dB</th> <th>dBuV/m</th> <th>dBuV/m</th> <th>dB</th> <th>dB</th> <th>cm</th> <th>deg</th> </tr> </thead> <tbody> <tr> <td>1 *</td> <td>2445.00</td> <td>111.54</td> <td>57.54</td> <td>54.00</td> <td>110.00</td> <td>30.70</td> <td>4.86</td> <td>34.82</td> <td>139</td> <td>134</td> <td>Average</td> </tr> </tbody> </table>	Over	Limit	ReadAntenna	Cable	Preamp	A/Pos	T/Pos	Remark	Freq	Level	Limit	Line	Level	Factor	Loss	Factor	MHz	dBuV/m	dB	dBuV/m	dBuV/m	dB	dB	cm	deg	1 *	2445.00	111.54	57.54	54.00	110.00	30.70	4.86	34.82	139	134	Average
Over	Limit	ReadAntenna	Cable	Preamp	A/Pos	T/Pos	Remark																																																																					
Freq	Level	Limit	Line	Level	Factor	Loss	Factor																																																																					
MHz	dBuV/m	dB	dBuV/m	dBuV/m	dB	dB	cm	deg																																																																				
1	2389.94	43.43	-18.57	54.00	42.06	30.00	4.83	34.04	139	134	Average																																																																	
Over	Limit	ReadAntenna	Cable	Preamp	A/Pos	T/Pos	Remark																																																																					
Freq	Level	Limit	Line	Level	Factor	Loss	Factor																																																																					
MHz	dBuV/m	dB	dBuV/m	dBuV/m	dB	dB	cm	deg																																																																				
1 *	2445.00	111.54	57.54	54.00	110.00	30.70	4.86	34.82	139	134	Average																																																																	



		2.4GHz 2400~2483.5MHz Band Edge @ 3m																																					
		802.11ax20 CH233 & BLE 1M CH00& Zigbee CH19& Lora DTS SF11 500Khz CH16																																					
		Co-location																																					
	Vertical	Fundamental																																					
Peak	<table border="1"> <thead> <tr> <th>Over</th> <th>Limit</th> <th>ReadAntenna</th> <th>Cable</th> <th>Preamp</th> <th>A/Pos</th> <th>T/Pos</th> <th>Remark</th> </tr> <tr> <th>Freq</th> <th>Level</th> <th>Limit</th> <th>Level</th> <th>Factor</th> <th>Loss</th> <th>Factor</th> <th></th> </tr> <tr> <th>MHz</th> <th>dBuV/m</th> <th>dB</th> <th>dBuV/m</th> <th>dB</th> <th>dB</th> <th>cm</th> <th>deg</th> </tr> </thead> <tbody> <tr> <td>1</td> <td>2444.12</td> <td>53.88</td> <td>-20.12</td> <td>74.00</td> <td>52.86</td> <td>30.90</td> <td>4.92</td> <td>34.00</td> <td>139</td> <td>134</td> <td>Peak</td> </tr> </tbody> </table>	Over	Limit	ReadAntenna	Cable	Preamp	A/Pos	T/Pos	Remark	Freq	Level	Limit	Level	Factor	Loss	Factor		MHz	dBuV/m	dB	dBuV/m	dB	dB	cm	deg	1	2444.12	53.88	-20.12	74.00	52.86	30.90	4.92	34.00	139	134	Peak		
Over	Limit	ReadAntenna	Cable	Preamp	A/Pos	T/Pos	Remark																																
Freq	Level	Limit	Level	Factor	Loss	Factor																																	
MHz	dBuV/m	dB	dBuV/m	dB	dB	cm	deg																																
1	2444.12	53.88	-20.12	74.00	52.86	30.90	4.92	34.00	139	134	Peak																												
Avg.	<table border="1"> <thead> <tr> <th>Over</th> <th>Limit</th> <th>ReadAntenna</th> <th>Cable</th> <th>Preamp</th> <th>A/Pos</th> <th>T/Pos</th> <th>Remark</th> </tr> <tr> <th>Freq</th> <th>Level</th> <th>Limit</th> <th>Level</th> <th>Factor</th> <th>Loss</th> <th>Factor</th> <th></th> </tr> <tr> <th>MHz</th> <th>dBuV/m</th> <th>dB</th> <th>dBuV/m</th> <th>dB</th> <th>dB</th> <th>cm</th> <th>deg</th> </tr> </thead> <tbody> <tr> <td>1</td> <td>2443.14</td> <td>44.46</td> <td>-9.54</td> <td>54.00</td> <td>43.44</td> <td>30.90</td> <td>4.92</td> <td>34.00</td> <td>139</td> <td>134</td> <td>Average</td> </tr> </tbody> </table>	Over	Limit	ReadAntenna	Cable	Preamp	A/Pos	T/Pos	Remark	Freq	Level	Limit	Level	Factor	Loss	Factor		MHz	dBuV/m	dB	dBuV/m	dB	dB	cm	deg	1	2443.14	44.46	-9.54	54.00	43.44	30.90	4.92	34.00	139	134	Average		
Over	Limit	ReadAntenna	Cable	Preamp	A/Pos	T/Pos	Remark																																
Freq	Level	Limit	Level	Factor	Loss	Factor																																	
MHz	dBuV/m	dB	dBuV/m	dB	dB	cm	deg																																
1	2443.14	44.46	-9.54	54.00	43.44	30.90	4.92	34.00	139	134	Average																												



Lora DTS SF11 500Khz CH16 (Band Edge @ 3m)

902.5-926.5 Band Edge @ 3m																																																																																	
802.11ax20 CH233 & BLE 1M CH00& Zigbee CH19& Lora DTS SF11 500Khz CH16																																																																																	
Co-location																																																																																	
	Horizontal																																																																																
	Vertical																																																																																
Peak	<div style="display: flex; justify-content: space-between;"> <div style="width: 48%;"> <p><b>Data: 1</b></p> <table border="1"> <thead> <tr> <th>Peak</th> <th>Freq</th> <th>Level</th> <th>Over Limit</th> <th>ReadAntenna Line</th> <th>Cable Loss</th> <th>Preamp</th> <th>A/Pos</th> <th>T/Pos</th> <th>Remark</th> </tr> <tr> <th>1</th> <th>879.02</th> <th>47.31</th> <th>-----</th> <th>49.76</th> <th>28.77</th> <th>3.13</th> <th>34.30</th> <th>100</th> <th>54 Peak</th> </tr> <tr> <th>2</th> <th>914.58</th> <th>116.25</th> <th>-13.75</th> <th>130.00</th> <th>118.41</th> <th>28.96</th> <th>3.18</th> <th>34.30</th> <th>54 Peak</th> </tr> <tr> <th>3</th> <th>948.83</th> <th>49.83</th> <th>-----</th> <th>51.13</th> <th>29.56</th> <th>3.24</th> <th>34.30</th> <th>100</th> <th>54 Peak</th> </tr> </thead> </table> </div> <div style="width: 48%;"> <p><b>Data: 2</b></p> <table border="1"> <thead> <tr> <th>Peak</th> <th>Freq</th> <th>Level</th> <th>Over Limit</th> <th>ReadAntenna Line</th> <th>Cable Loss</th> <th>Preamp</th> <th>A/Pos</th> <th>T/Pos</th> <th>Remark</th> </tr> <tr> <th>1</th> <th>879.72</th> <th>52.21</th> <th>-----</th> <th>54.68</th> <th>28.70</th> <th>3.13</th> <th>34.30</th> <th>100</th> <th>32 Peak</th> </tr> <tr> <th>2</th> <th>914.58</th> <th>116.32</th> <th>-13.68</th> <th>130.00</th> <th>118.48</th> <th>28.96</th> <th>3.18</th> <th>34.30</th> <th>32 Peak</th> </tr> <tr> <th>3</th> <th>954.41</th> <th>52.77</th> <th>-----</th> <th>54.00</th> <th>29.79</th> <th>3.27</th> <th>34.29</th> <th>100</th> <th>32 Peak</th> </tr> </thead> </table> </div> </div>	Peak	Freq	Level	Over Limit	ReadAntenna Line	Cable Loss	Preamp	A/Pos	T/Pos	Remark	1	879.02	47.31	-----	49.76	28.77	3.13	34.30	100	54 Peak	2	914.58	116.25	-13.75	130.00	118.41	28.96	3.18	34.30	54 Peak	3	948.83	49.83	-----	51.13	29.56	3.24	34.30	100	54 Peak	Peak	Freq	Level	Over Limit	ReadAntenna Line	Cable Loss	Preamp	A/Pos	T/Pos	Remark	1	879.72	52.21	-----	54.68	28.70	3.13	34.30	100	32 Peak	2	914.58	116.32	-13.68	130.00	118.48	28.96	3.18	34.30	32 Peak	3	954.41	52.77	-----	54.00	29.79	3.27	34.29	100	32 Peak
Peak	Freq	Level	Over Limit	ReadAntenna Line	Cable Loss	Preamp	A/Pos	T/Pos	Remark																																																																								
1	879.02	47.31	-----	49.76	28.77	3.13	34.30	100	54 Peak																																																																								
2	914.58	116.25	-13.75	130.00	118.41	28.96	3.18	34.30	54 Peak																																																																								
3	948.83	49.83	-----	51.13	29.56	3.24	34.30	100	54 Peak																																																																								
Peak	Freq	Level	Over Limit	ReadAntenna Line	Cable Loss	Preamp	A/Pos	T/Pos	Remark																																																																								
1	879.72	52.21	-----	54.68	28.70	3.13	34.30	100	32 Peak																																																																								
2	914.58	116.32	-13.68	130.00	118.48	28.96	3.18	34.30	32 Peak																																																																								
3	954.41	52.77	-----	54.00	29.79	3.27	34.29	100	32 Peak																																																																								



802.11ax20 CH233 & BLE 1M CH00& Zigbee CH19& Lora DTS SF11 500Khz CH16

(Harmonic @ 3m)

		(Harmonic @ 3m)																																																																																																																																																																																										
		802.11ax20 CH233 & BLE 1M CH00& Zigbee CH19& Lora DTS SF11 500Khz CH16																																																																																																																																																																																										
		Co-location																																																																																																																																																																																										
		Horizontal	Vertical																																																																																																																																																																																									
Peak	<p>Date: 11 Date: 2023-10-14</p> <table border="1"> <thead> <tr> <th>Over</th> <th>Level</th> <th>ReadAntenna</th> <th>Cable</th> <th>Preamp</th> <th>A/Pos</th> <th>T/Pos</th> <th>Remark</th> </tr> <tr> <th>Level</th> <th>Line</th> <th>Level</th> <th>Factor</th> <th>Loss</th> <th></th> <th></th> <th></th> </tr> </thead> <tbody> <tr> <td>1</td> <td>1829.00</td> <td>48.64</td> <td>-33.36</td> <td>74.00</td> <td>42.11</td> <td>39.68</td> <td>4.22</td> <td>35.28</td> <td>---</td> <td>Peak</td> </tr> <tr> <td>2</td> <td>2745.50</td> <td>47.52</td> <td>-26.48</td> <td>74.00</td> <td>45.29</td> <td>31.00</td> <td>5.24</td> <td>34.61</td> <td>---</td> <td>Peak</td> </tr> <tr> <td>3</td> <td>3058.00</td> <td>41.83</td> <td>-32.87</td> <td>74.00</td> <td>59.87</td> <td>32.82</td> <td>6.18</td> <td>37.84</td> <td>---</td> <td>Peak</td> </tr> <tr> <td>4</td> <td>4084.00</td> <td>42.25</td> <td>-31.75</td> <td>74.00</td> <td>57.74</td> <td>34.23</td> <td>7.75</td> <td>37.47</td> <td>---</td> <td>Peak</td> </tr> <tr> <td>5</td> <td>4090.00</td> <td>42.98</td> <td>-31.18</td> <td>74.00</td> <td>58.29</td> <td>34.36</td> <td>7.78</td> <td>37.53</td> <td>---</td> <td>Peak</td> </tr> <tr> <td>6</td> <td>7335.00</td> <td>47.45</td> <td>-26.55</td> <td>74.00</td> <td>54.78</td> <td>35.43</td> <td>8.99</td> <td>37.71</td> <td>---</td> <td>Peak</td> </tr> <tr> <td>7</td> <td>14230.00</td> <td>58.28</td> <td>-37.92</td> <td>88.28</td> <td>49.98</td> <td>38.54</td> <td>12.73</td> <td>58.89</td> <td>---</td> <td>Peak</td> </tr> </tbody> </table>	Over	Level	ReadAntenna	Cable	Preamp	A/Pos	T/Pos	Remark	Level	Line	Level	Factor	Loss				1	1829.00	48.64	-33.36	74.00	42.11	39.68	4.22	35.28	---	Peak	2	2745.50	47.52	-26.48	74.00	45.29	31.00	5.24	34.61	---	Peak	3	3058.00	41.83	-32.87	74.00	59.87	32.82	6.18	37.84	---	Peak	4	4084.00	42.25	-31.75	74.00	57.74	34.23	7.75	37.47	---	Peak	5	4090.00	42.98	-31.18	74.00	58.29	34.36	7.78	37.53	---	Peak	6	7335.00	47.45	-26.55	74.00	54.78	35.43	8.99	37.71	---	Peak	7	14230.00	58.28	-37.92	88.28	49.98	38.54	12.73	58.89	---	Peak	<p>Date: 12 Date: 2023-10-14</p> <table border="1"> <thead> <tr> <th>Over</th> <th>Level</th> <th>ReadAntenna</th> <th>Cable</th> <th>Preamp</th> <th>A/Pos</th> <th>T/Pos</th> <th>Remark</th> </tr> <tr> <th>Level</th> <th>Line</th> <th>Level</th> <th>Factor</th> <th>Loss</th> <th></th> <th></th> <th></th> </tr> </thead> <tbody> <tr> <td>1</td> <td>1829.00</td> <td>48.58</td> <td>-33.42</td> <td>74.00</td> <td>42.95</td> <td>39.68</td> <td>4.22</td> <td>35.28</td> <td>---</td> <td>Peak</td> </tr> <tr> <td>2</td> <td>2745.50</td> <td>44.95</td> <td>-29.85</td> <td>74.00</td> <td>42.72</td> <td>31.88</td> <td>5.24</td> <td>34.61</td> <td>---</td> <td>Peak</td> </tr> <tr> <td>3</td> <td>3058.00</td> <td>48.59</td> <td>-31.43</td> <td>74.00</td> <td>59.63</td> <td>32.82</td> <td>6.18</td> <td>37.84</td> <td>---</td> <td>Peak</td> </tr> <tr> <td>4</td> <td>4084.00</td> <td>42.33</td> <td>-31.07</td> <td>74.00</td> <td>57.82</td> <td>34.23</td> <td>7.75</td> <td>37.47</td> <td>---</td> <td>Peak</td> </tr> <tr> <td>5</td> <td>4090.00</td> <td>42.60</td> <td>-31.32</td> <td>74.00</td> <td>58.07</td> <td>34.36</td> <td>7.78</td> <td>37.53</td> <td>---</td> <td>Peak</td> </tr> <tr> <td>6</td> <td>7335.00</td> <td>47.66</td> <td>-26.38</td> <td>74.00</td> <td>54.99</td> <td>35.43</td> <td>8.95</td> <td>37.71</td> <td>---</td> <td>Peak</td> </tr> <tr> <td>7</td> <td>14230.00</td> <td>58.23</td> <td>-37.97</td> <td>88.28</td> <td>49.85</td> <td>38.54</td> <td>12.73</td> <td>58.89</td> <td>---</td> <td>Peak</td> </tr> </tbody> </table>	Over	Level	ReadAntenna	Cable	Preamp	A/Pos	T/Pos	Remark	Level	Line	Level	Factor	Loss				1	1829.00	48.58	-33.42	74.00	42.95	39.68	4.22	35.28	---	Peak	2	2745.50	44.95	-29.85	74.00	42.72	31.88	5.24	34.61	---	Peak	3	3058.00	48.59	-31.43	74.00	59.63	32.82	6.18	37.84	---	Peak	4	4084.00	42.33	-31.07	74.00	57.82	34.23	7.75	37.47	---	Peak	5	4090.00	42.60	-31.32	74.00	58.07	34.36	7.78	37.53	---	Peak	6	7335.00	47.66	-26.38	74.00	54.99	35.43	8.95	37.71	---	Peak	7	14230.00	58.23	-37.97	88.28	49.85	38.54	12.73	58.89	---	Peak
	Over	Level	ReadAntenna	Cable	Preamp	A/Pos	T/Pos	Remark																																																																																																																																																																																				
Level	Line	Level	Factor	Loss																																																																																																																																																																																								
1	1829.00	48.64	-33.36	74.00	42.11	39.68	4.22	35.28	---	Peak																																																																																																																																																																																		
2	2745.50	47.52	-26.48	74.00	45.29	31.00	5.24	34.61	---	Peak																																																																																																																																																																																		
3	3058.00	41.83	-32.87	74.00	59.87	32.82	6.18	37.84	---	Peak																																																																																																																																																																																		
4	4084.00	42.25	-31.75	74.00	57.74	34.23	7.75	37.47	---	Peak																																																																																																																																																																																		
5	4090.00	42.98	-31.18	74.00	58.29	34.36	7.78	37.53	---	Peak																																																																																																																																																																																		
6	7335.00	47.45	-26.55	74.00	54.78	35.43	8.99	37.71	---	Peak																																																																																																																																																																																		
7	14230.00	58.28	-37.92	88.28	49.98	38.54	12.73	58.89	---	Peak																																																																																																																																																																																		
Over	Level	ReadAntenna	Cable	Preamp	A/Pos	T/Pos	Remark																																																																																																																																																																																					
Level	Line	Level	Factor	Loss																																																																																																																																																																																								
1	1829.00	48.58	-33.42	74.00	42.95	39.68	4.22	35.28	---	Peak																																																																																																																																																																																		
2	2745.50	44.95	-29.85	74.00	42.72	31.88	5.24	34.61	---	Peak																																																																																																																																																																																		
3	3058.00	48.59	-31.43	74.00	59.63	32.82	6.18	37.84	---	Peak																																																																																																																																																																																		
4	4084.00	42.33	-31.07	74.00	57.82	34.23	7.75	37.47	---	Peak																																																																																																																																																																																		
5	4090.00	42.60	-31.32	74.00	58.07	34.36	7.78	37.53	---	Peak																																																																																																																																																																																		
6	7335.00	47.66	-26.38	74.00	54.99	35.43	8.95	37.71	---	Peak																																																																																																																																																																																		
7	14230.00	58.23	-37.97	88.28	49.85	38.54	12.73	58.89	---	Peak																																																																																																																																																																																		