



FCC RF Test Report

APPLICANT : Amazon.com Services LLC
EQUIPMENT : Digital Media Receiver
MODEL NAME : CP38RE
FCC ID : 2A4DH-3877
STANDARD : FCC Part 15 Subpart C §15.247
CLASSIFICATION : (DTS) Digital Transmission System
TEST DATE(S) : Sep. 28, 2023 ~ Dec. 12, 2023

We, Sporton International Inc. (Shenzhen), would like to declare that the tested sample has been evaluated in accordance with the test procedures and has been in compliance with the applicable technical standards.

The test results in this report apply exclusively to the tested model / sample. Without written approval of Sporton International Inc. (Shenzhen), the test report shall not be reproduced except in full.

Jason Jia

Approved by: Jason Jia



Sporton International Inc. (ShenZhen)

1/F, 2/F, Bldg 5, Shiling Industrial Zone, Xinwei Village, Xili, Nanshan, Shenzhen, 518055

People's Republic of China



TABLE OF CONTENTS

REVISION HISTORY.....3

SUMMARY OF TEST RESULT4

1 GENERAL DESCRIPTION.....5

 1.1 Applicant5

 1.2 Product Feature of Equipment Under Test.....5

 1.3 Product Specification of Equipment Under Test.....5

 1.4 Modification of EUT5

 1.5 Testing Location6

 1.6 Test Software.....6

 1.7 Applicable Standards.....6

2 TEST CONFIGURATION OF EQUIPMENT UNDER TEST.....7

 2.1 Carrier Frequency Channel7

 2.2 Test Mode.....8

 2.3 Connection Diagram of Test System.....9

 2.4 Support Unit used in test configuration and system10

 2.5 EUT Operation Test Setup10

 2.6 Measurement Results Explanation Example.....10

3 TEST RESULT11

 3.1 6dB and 99% Bandwidth Measurement11

 3.2 Output Power Measurement.....18

 3.3 Power Spectral Density Measurement19

 3.4 Conducted Band Edges and Spurious Emission Measurement26

 3.5 Radiated Band Edges and Spurious Emission Measurement35

 3.6 AC Conducted Emission Measurement.....39

 3.7 Antenna Requirements.....41

4 LIST OF MEASURING EQUIPMENT.....42

5 UNCERTAINTY OF EVALUATION.....43

APPENDIX A. CONDUCTED TEST RESULTS

APPENDIX B. AC CONDUCTED EMISSION TEST RESULT

APPENDIX C. RADIATED SPURIOUS EMISSION

APPENDIX D. DUTY CYCLE PLOTS



REVISION HISTORY

REPORT NO.	VERSION	DESCRIPTION	ISSUED DATE
FR353104-01B	Rev. 01	Initial issue of report	Dec. 22, 2023
FR353104-01B	Rev. 02	Update the information of WLAN AP in section 2.4	Feb. 21, 2024



SUMMARY OF TEST RESULT

Report Section	FCC Rule	Description	Limit	Result	Remark
3.1	15.247(a)(2)	6dB Bandwidth	≥ 0.5MHz	Pass	-
3.1	-	99% Bandwidth	-	Report only	-
3.2	15.247(b)(3)	Peak Output Power	≤ 30dBm	Pass	-
3.3	15.247(e)	Power Spectral Density	≤ 8dBm/3kHz	Pass	-
3.4	15.247(d)	Conducted Band Edges and Spurious Emission	≤ 30dBc	Pass	-
3.5	15.247(d)	Radiated Band Edges and Spurious Emission	15.209(a) & 15.247(d)	Pass	Under limit 9.81 dB at 2483.520 MHz
3.6	15.207	AC Conducted Emission	15.207(a)	Pass	Under limit 20.30 dB at 0.156 MHz
3.7	15.203 & 15.247(b)	Antenna Requirement	15.203 & 15.247(b)	Pass	-

Conformity Assessment Condition:

- The test results (PASS/FAIL) with all measurement uncertainty excluded are presented against the regulation limits or in accordance with the requirements stipulated by the applicant/manufacturer who shall bear all the risks of non-compliance that may potentially occur if measurement uncertainty is taken into account.
- The measurement uncertainty please refer to each test result in the section "Measurement Uncertainty"

Disclaimer:

The product specifications of the EUT presented in the test report that may affect the test assessments are declared by the manufacturer who shall take full responsibility for the authenticity.



1 General Description

1.1 Applicant

Amazon.com Services LLC
410 Terry Avenue N Seattle, WA 98109-5210 United States

1.2 Product Feature of Equipment Under Test

Product Feature	
Equipment	Digital Media Receiver
Model Name	CP38RE
FCC ID	2A4DH-3877
SN	Conducted: P0B3FD01336406W3 Conduction: G0B3230233840056 Radiation: G0B323023384003Q

Remark: The above EUT's information was declared by manufacturer. Please refer to the specifications or user's manual for more detailed description.

1.3 Product Specification of Equipment Under Test

Standards-related Product Specification	
Tx/Rx Frequency Range	2402 MHz ~ 2480 MHz
Number of Channels	40
Carrier Frequency of Each Channel	40 Channel(37 hopping + 3 advertising channel)
Maximum Output Power to Antenna	Bluetooth LE 1Mbps : 8.67 dBm (0.0074 W) Bluetooth LE 2Mbps : 8.61 dBm (0.0073 W)
99% Occupied Bandwidth	Bluetooth LE 1Mbps : 1.029MHz Bluetooth LE 2Mbps : 2.054MHz
Antenna Type / Gain	Stamping Inv F with gain 4.0 dBi
Type of Modulation	Bluetooth LE : GFSK

1.4 Modification of EUT

No modifications are made to the EUT during all test items.



1.5 Testing Location

Sporton International Inc. (Shenzhen) is accredited to ISO/IEC 17025:2017 by American Association for Laboratory Accreditation with Certificate Number 5145.01.

Test Firm	Sporton International Inc. (Shenzhen)		
Test Site Location	1/F, 2/F, Bldg 5, Shiling Industrial Zone, Xinwei Village, Xili, Nanshan, Shenzhen, 518055 People's Republic of China TEL: +86-755-86379589 FAX: +86-755-86379595		
Test Site No.	Sporton Site No.	FCC Designation No.	FCC Test Firm Registration No.
	CO02-SZ TH01-SZ	CN1256	421272

Test Firm	Sporton International Inc. (Shenzhen)		
Test Site Location	101, 1st Floor, Block B, Building 1, No. 2, Tengfeng 4th Road, Fenghuang Community, Fuyong Street, Baoan District, Shenzhen City Guangdong Province China 518103 TEL: +86-755-33202398		
Test Site No.	Sporton Site No.	FCC Designation No.	FCC Test Firm Registration No.
	03CH03-SZ	CN1256	421272

1.6 Test Software

Item	Site	Manufacturer	Name	Version
1.	03CH03-SZ	AUDIX	E3	6.2009-8-24
2.	CO02-SZ	AUDIX	E3	6.2009-8-24a1

1.7 Applicable Standards

According to the specifications of the manufacturer, the EUT must comply with the requirements of the following standards:

- 47 CFR Part 15 Subpart C §15.247
- FCC KDB 558074 D01 15.247 Meas Guidance v05r02
- ANSI C63.10-2013

Remark:

1. All test items were verified and recorded according to the standards and without any deviation during the test.
2. This EUT has also been tested and complied with the requirements of FCC Part 15, Subpart B, recorded in a separate test report.



2 Test Configuration of Equipment Under Test

2.1 Carrier Frequency Channel

Frequency Band	Channel	Freq. (MHz)	Channel	Freq. (MHz)
2400-2483.5 MHz	0	2402	21	2444
	1	2404	22	2446
	2	2406	23	2448
	3	2408	24	2450
	4	2410	25	2452
	5	2412	26	2454
	6	2414	27	2456
	7	2416	28	2458
	8	2418	29	2460
	9	2420	30	2462
	10	2422	31	2464
	11	2424	32	2466
	12	2426	33	2468
	13	2428	34	2470
	14	2430	35	2472
	15	2432	36	2474
	16	2434	37	2476
	17	2436	38	2478
	18	2438	39	2480
	19	2440	-	-
20	2442	-	-	



2.2 Test Mode

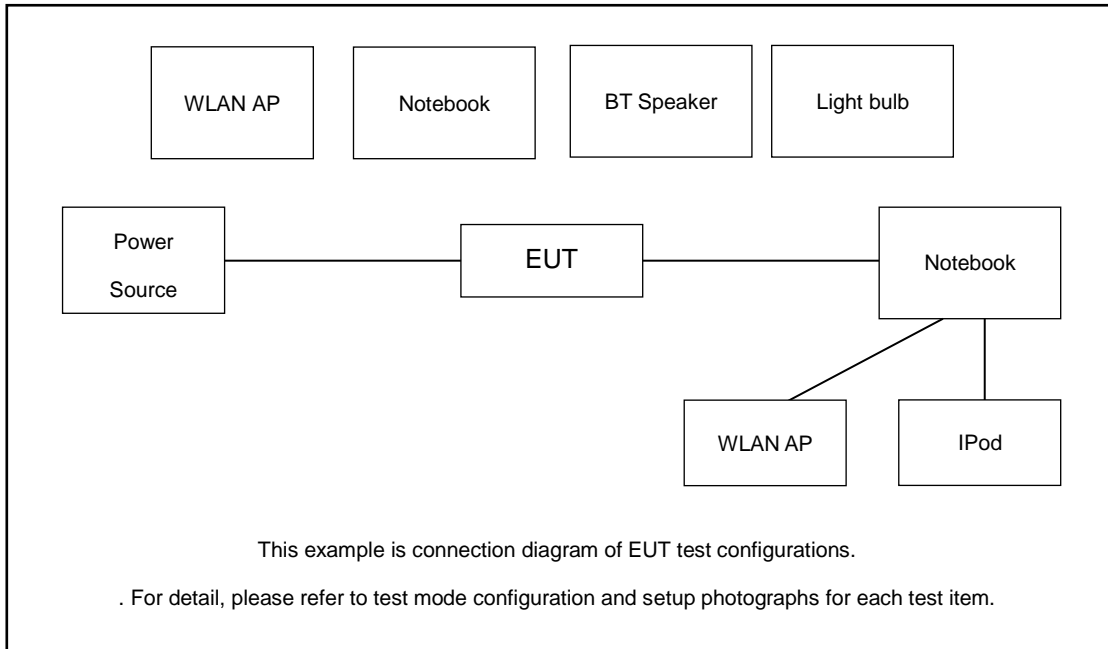
- a. The EUT has been associated with peripherals and configuration operated in a manner tended to maximize its emission characteristics in a typical application. Frequency range investigated: conduction emission (150 kHz to 30 MHz), radiation emission (9 kHz to the 10th harmonic of the highest fundamental frequency or to 40 GHz, whichever is lower). For radiated measurement, pre-scanned in three orthogonal panels, X, Y, Z. The worst cases (Y plane) were recorded in this report.
- b. AC power line Conducted Emission was tested under maximum output power.

The following summary table is showing all test modes to demonstrate in compliance with the standard.

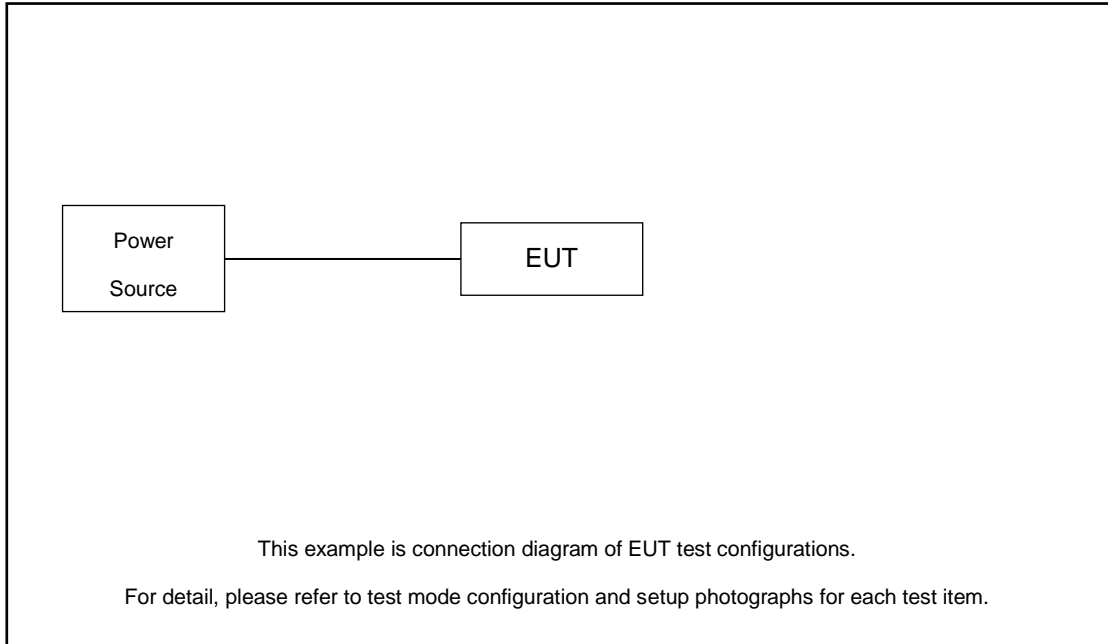
Summary table of Test Cases	
Test Item	Data Rate / Modulation
	Bluetooth LE / GFSK
Conducted TCs	Mode 1: Bluetooth Tx CH00_2402 MHz Mode 2: Bluetooth Tx CH19_2440 MHz Mode 3: Bluetooth Tx CH39_2480 MHz
Radiated TCs	Mode 1: Bluetooth Tx CH00_2402 MHz Mode 2: Bluetooth Tx CH19_2440 MHz Mode 3: Bluetooth Tx CH39_2480 MHz
AC Conducted Emission	Mode 1: LORA TX + Zigbee Link + Bluetooth Link + WLAN Link(2.4G)
Remark: For Radiated Test Cases, The tests were performance with Adapter.	

2.3 Connection Diagram of Test System

AC Conducted Emission:



Radiated Emission:





2.4 Support Unit used in test configuration and system

Item	Equipment	Model Name	FCC ID	Data Cable	Power Cord
1.	WLAN AP	RT-AC66U	MSQ-RTAC66U	N/A	Unshielded, 2.7m with Core
2.	WLAN AP	RT-AX88U	MSQ-RTAXHP00	N/A	Unshielded, 1.8m with Core
3.	Notebook	Inspiron 15-7570	Fcc DoC	N/A	AC I/P: Unshielded, 1.8 m DC O/P: Shielded, 1.8 m
4.	BT Speaker	N/A	N/A	N/A	N/A
5.	Light bulb	N/A	N/A	N/A	N/A
6.	iPod	MC525 ZP/A	Fcc DoC	Shielded, 1.0m	N/A

2.5 EUT Operation Test Setup

For BLE function, the engineering test program was provided and enabled to make EUT continuous transmit.

2.6 Measurement Results Explanation Example

For all conducted test items:

The offset level is set in the spectrum analyzer to compensate the RF cable loss and attenuator factor between EUT conducted output port and spectrum analyzer. With the offset compensation, the spectrum analyzer reading level is exactly the EUT RF output level.

Example :

The spectrum analyzer offset is derived from RF cable loss and attenuator factor.

Offset = RF cable loss + attenuator factor.

Following shows an offset computation example with cable loss 1.5 dB and 10dB attenuator.

$$\begin{aligned}
\text{Offset(dB)} &= \text{RF cable loss(dB)} + \text{attenuator factor(dB)}. \\
&= 1.5 + 10 = 11.5 \text{ (dB)}
\end{aligned}$$

3 Test Result

3.1 6dB and 99% Bandwidth Measurement

3.1.1 Limit of 6dB and 99% Bandwidth

The minimum 6 dB bandwidth shall be at least 500 kHz.

3.1.2 Measuring Instruments

The section 4.0 of List of Measuring Equipment of this test report is used for test.

3.1.3 Test Procedures

1. The testing follows ANSI C63.10-2013 clause 11.8
2. The RF output of EUT was connected to the spectrum analyzer by RF cable and attenuator. The path loss was compensated to the results for each measurement.
3. Set to the maximum power setting and enable the EUT transmit continuously.
4. Make the measurement with the spectrum analyzer's resolution bandwidth (RBW) = 100 kHz. Set the Video bandwidth (VBW) = 300 kHz. In order to make an accurate measurement. The 6 dB bandwidth must be greater than 500 kHz.
5. For 99% Bandwidth Measurement, the spectrum analyzer's resolution bandwidth (RBW) is set 1% to 5% of the 99% OBW and the VBW is set to 3 times of the RBW.
6. Measure and record the results in the test report.

3.1.4 Test Setup



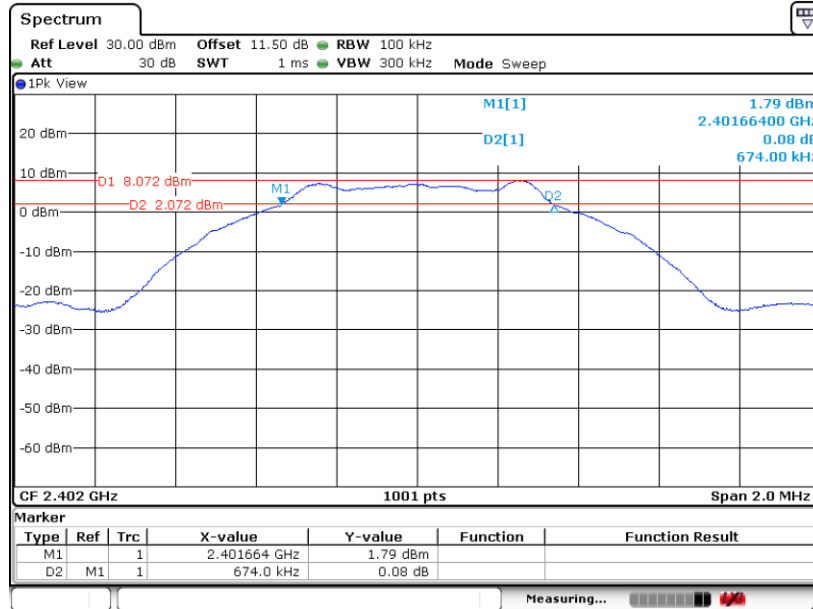


3.1.5 Test Result of 6dB Bandwidth

Please refer to Appendix A.

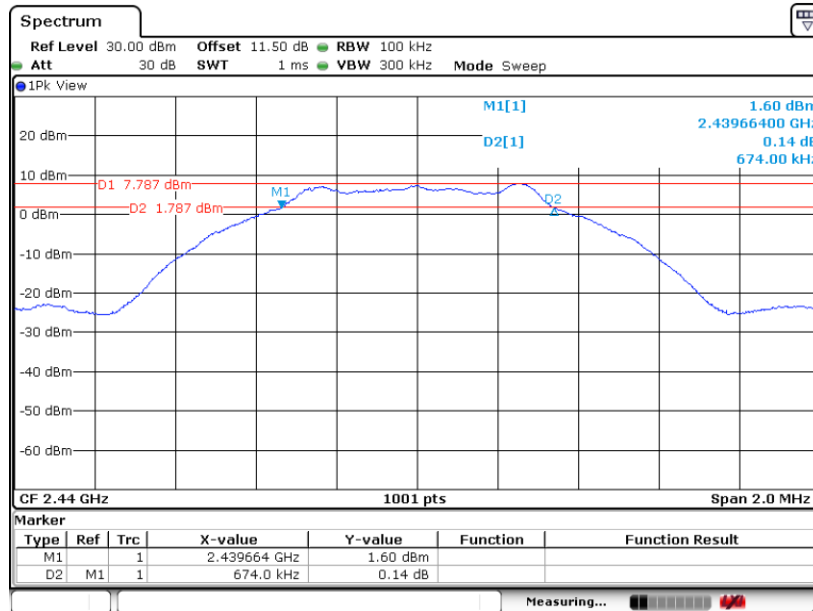
Bluetooth LE 1Mbps:

6 dB Bandwidth Plot on Channel 00



Date: 28.SEP.2023 09:02:52

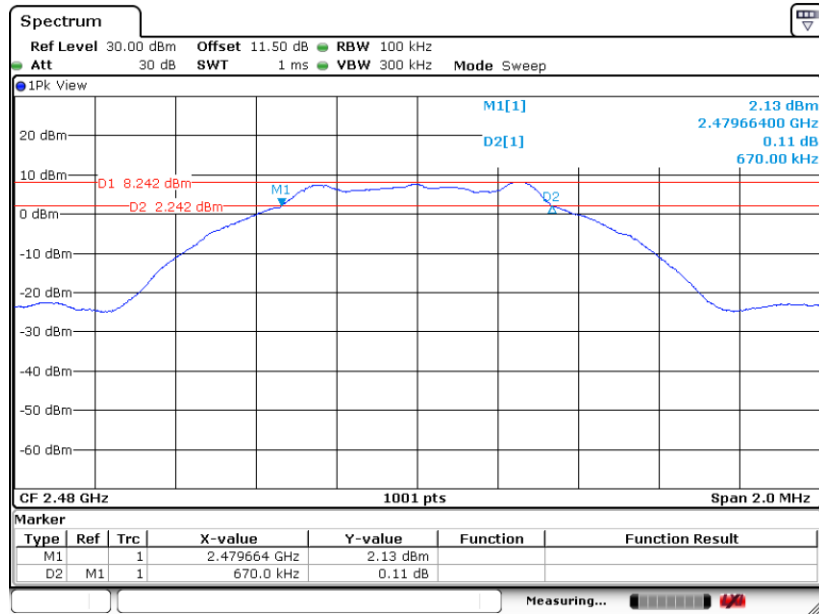
6 dB Bandwidth Plot on Channel 19



Date: 28.SEP.2023 09:05:18



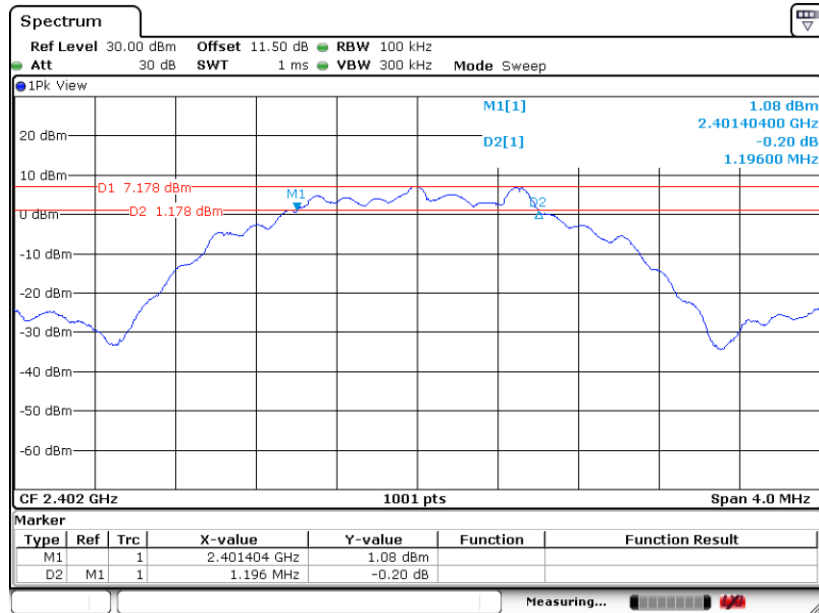
6 dB Bandwidth Plot on Channel 39



Date: 28.SEP.2023 09:08:35

Bluetooth LE 2Mbps:

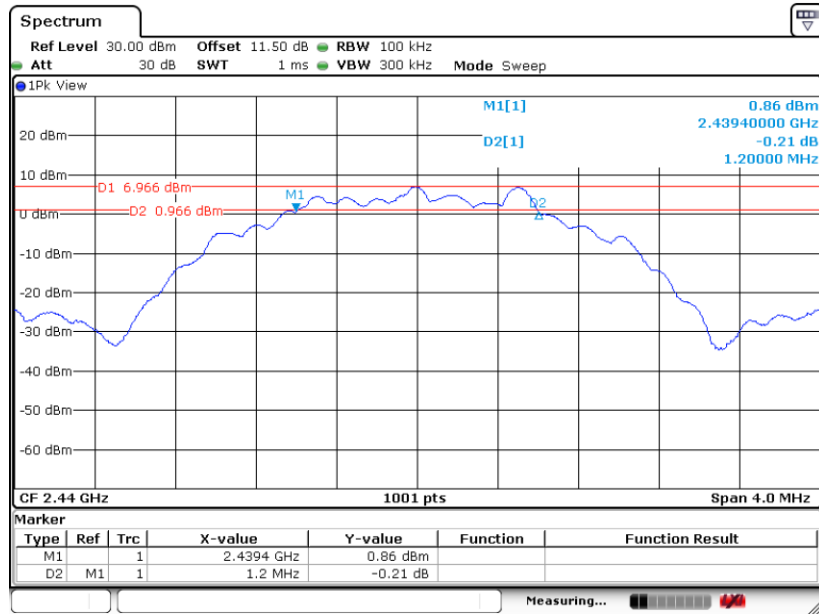
6 dB Bandwidth Plot on Channel 00



Date: 28.SEP.2023 09:10:56

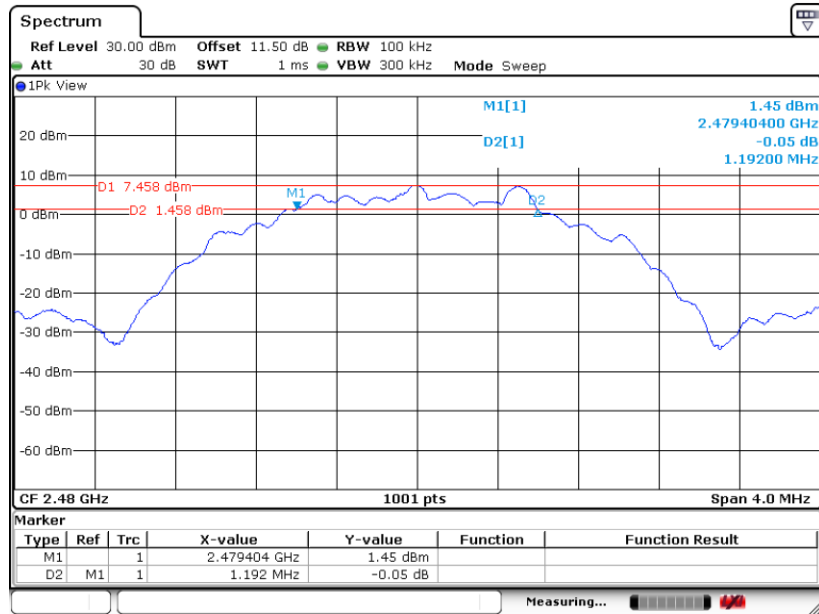


6 dB Bandwidth Plot on Channel 19



Date: 28.SEP.2023 09:13:16

6 dB Bandwidth Plot on Channel 39



Date: 28.SEP.2023 09:15:12

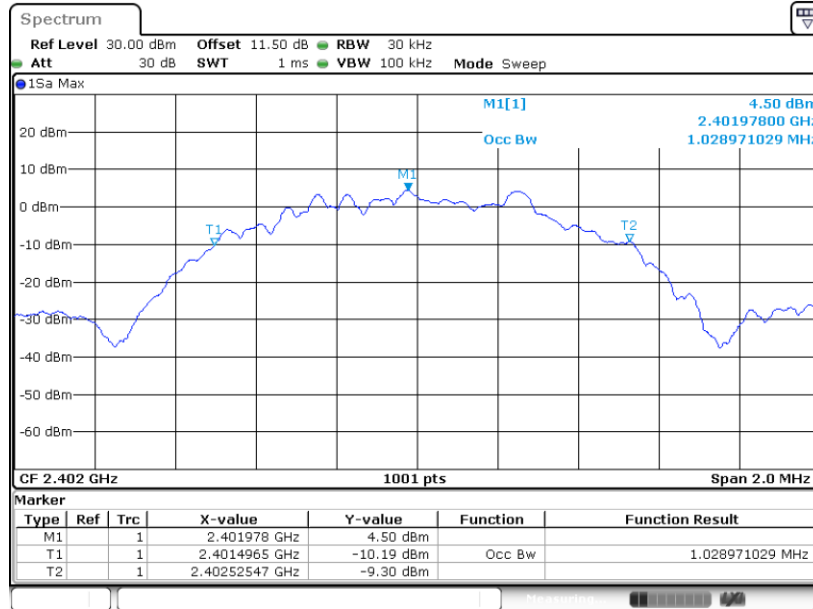


3.1.6 Test Result of 99% Occupied Bandwidth

Please refer to Appendix A.

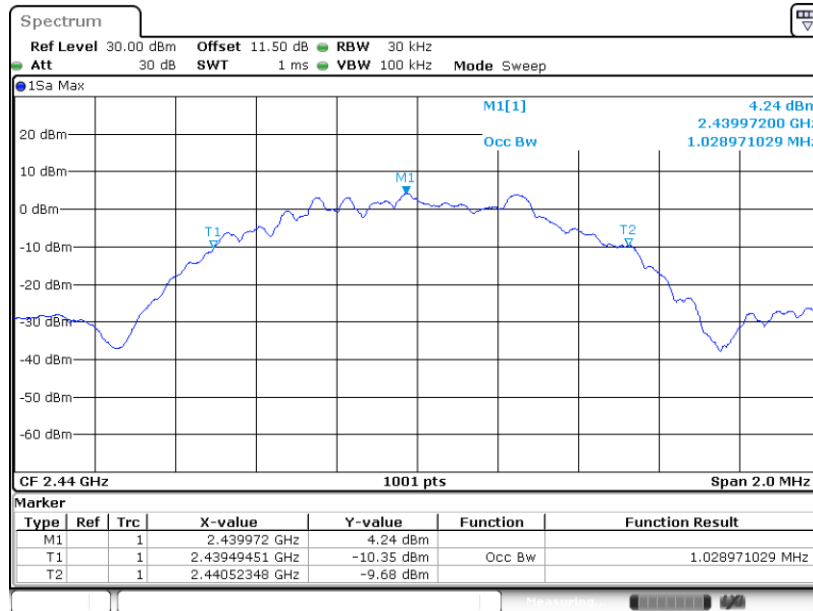
Bluetooth LE 1Mbps:

99% Occupied Bandwidth Plot on Channel 00



Date: 28.SEP.2023 09:02:40

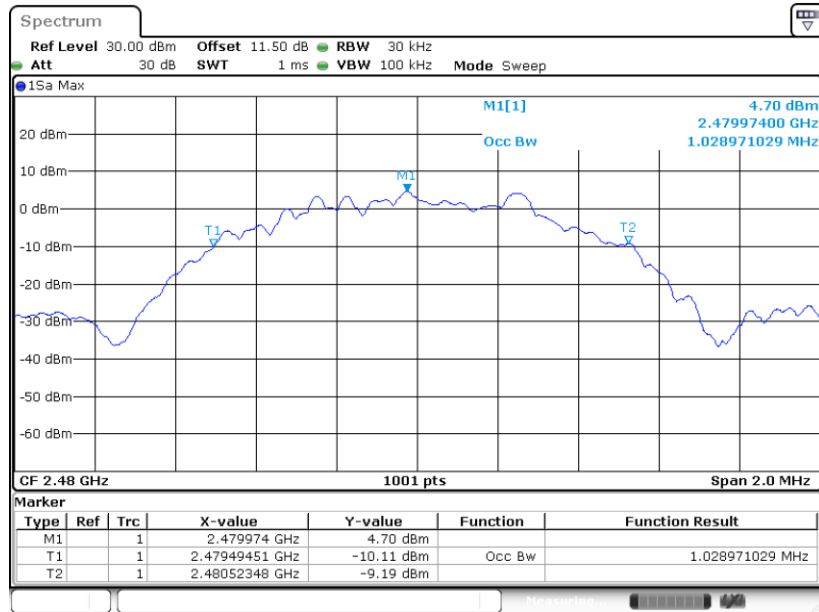
99% Occupied Bandwidth Plot on Channel 19



Date: 28.SEP.2023 09:05:03



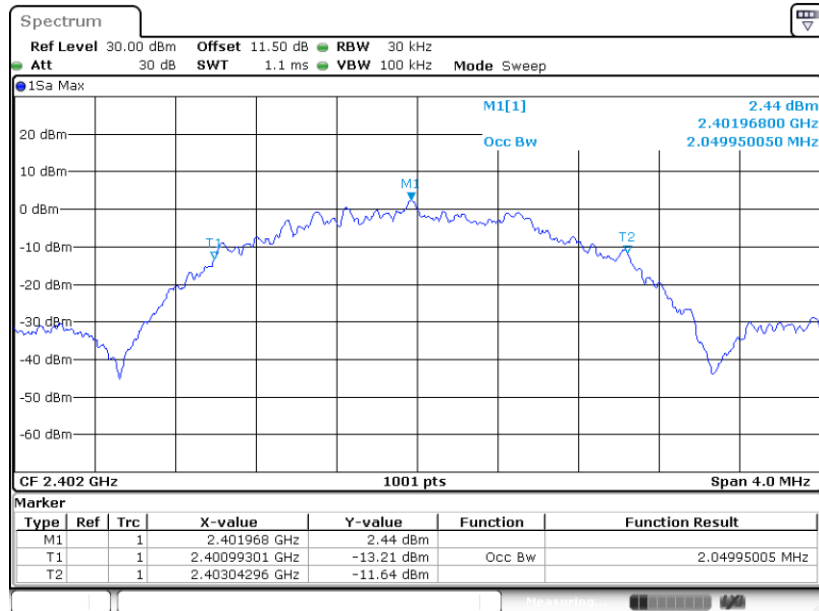
99% Occupied Bandwidth Plot on Channel 39



Date: 28.SEP.2023 09:08:18

Bluetooth LE 2Mbps:

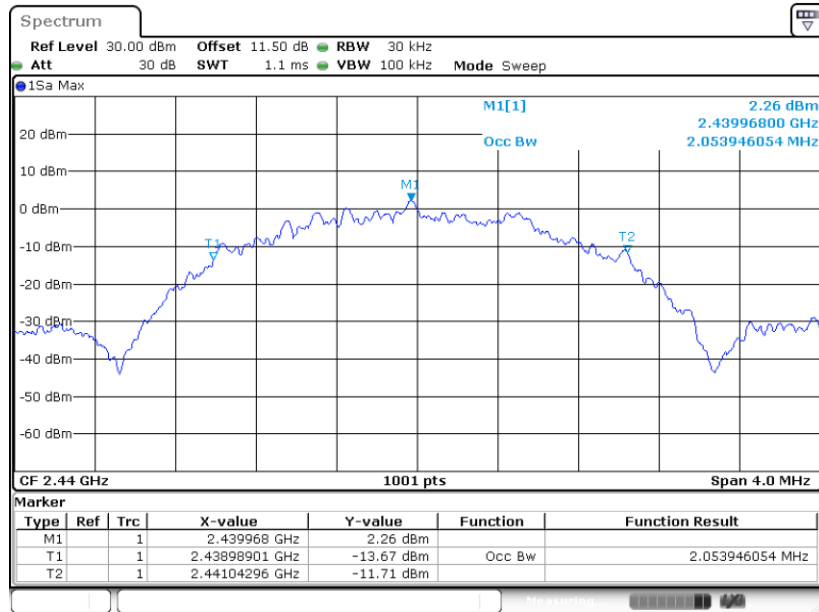
99% Occupied Bandwidth Plot on Channel 00



Date: 28.SEP.2023 09:10:41

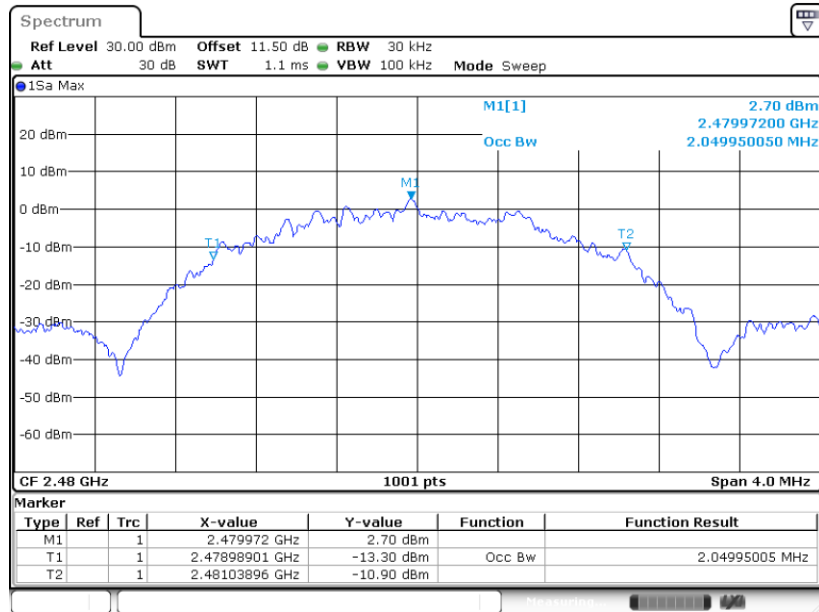


99% Occupied Bandwidth Plot on Channel 19



Date: 28.SEP.2023 09:13:04

99% Occupied Bandwidth Plot on Channel 39



Date: 28.SEP.2023 09:15:00

Note : The occupied channel bandwidth is maintained within the band of operation for all of the modulations.

3.2 Output Power Measurement

3.2.1 Limit of Output Power

For systems using digital modulation in the 2400-2483.5MHz, the limit for output power is 30dBm. If transmitting antenna of directional gain greater than 6dBi is used, the output power from the intentional radiator shall be reduced below the above stated value by the amount in dB that the directional gain of the antenna exceeds 6 dBi. In case of point-to-point operation, the limit has to be reduced by 1dB for every 3dB that the directional gain of the antenna exceeds 6dBi.

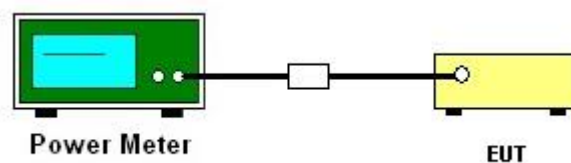
3.2.2 Measuring Instruments

The section 4.0 of List of Measuring Equipment of this test report is used for test.

3.2.3 Test Procedures

1. The testing follows the Measurement Procedure of ANSI C63.10-2013 clause 11.9.1.3 PKPM1 Peak power meter or ANSI C63.10-2013 clause 11.9.2.3.1 Method AVGPM method.
2. The RF output of EUT was connected to the power meter by RF cable and attenuator. The path loss was compensated to the results for each measurement.
3. Set to the maximum power setting and enable the EUT transmit continuously.
4. Measure the conducted output power and record the results in the test report.

3.2.4 Test Setup



3.2.5 Test Result of Peak Output Power

Please refer to Appendix A.

3.2.6 Test Result of Average Output Power (Reporting Only)

Please refer to Appendix A.

3.3 Power Spectral Density Measurement

3.3.1 Limit of Power Spectral Density

The peak power spectral density shall not be greater than 8dBm in any 3kHz band at any time interval of continuous transmission.

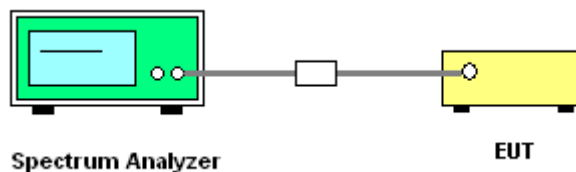
3.3.2 Measuring Instruments

The section 4.0 of List of Measuring Equipment of this test report is used for test.

3.3.3 Test Procedures

1. The testing follows Measurement Procedure of ANSI C63.10-2013 clause 11.10.2 Method PKPSD.
2. The RF output of EUT was connected to the spectrum analyzer by RF cable and attenuator. The path loss was compensated to the results for each measurement.
3. Set to the maximum power setting and enable the EUT transmit continuously.
4. Make the measurement with the spectrum analyzer's resolution bandwidth (RBW) = 3 kHz. Video bandwidth VBW = 10 kHz In order to make an accurate measurement, set the span to 1.5 times DTS Channel Bandwidth. (6dB BW)
5. Detector = peak, Sweep time = auto couple, Trace mode = max hold, Allow trace to fully stabilize. Use the peak marker function to determine the maximum power level.
6. Measure and record the results in the test report.
7. The Measured power density (dBm)/ 100kHz is a reference level and used as 20dBc down limit line for Conducted Band Edges and Conducted Spurious Emission.

3.3.4 Test Setup



3.3.5 Test Result of Power Spectral Density

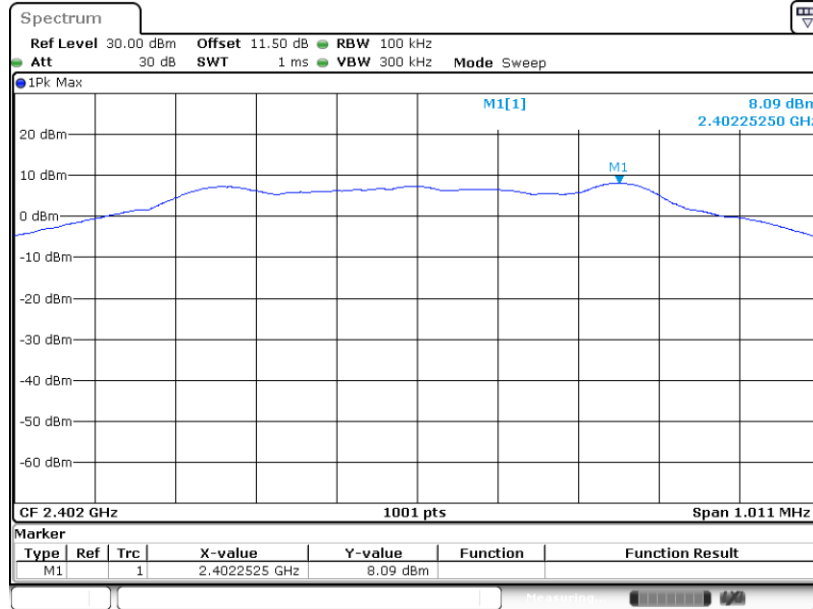
Please refer to Appendix A.



3.3.6 Test Result of Power Spectral Density Plots (100kHz)

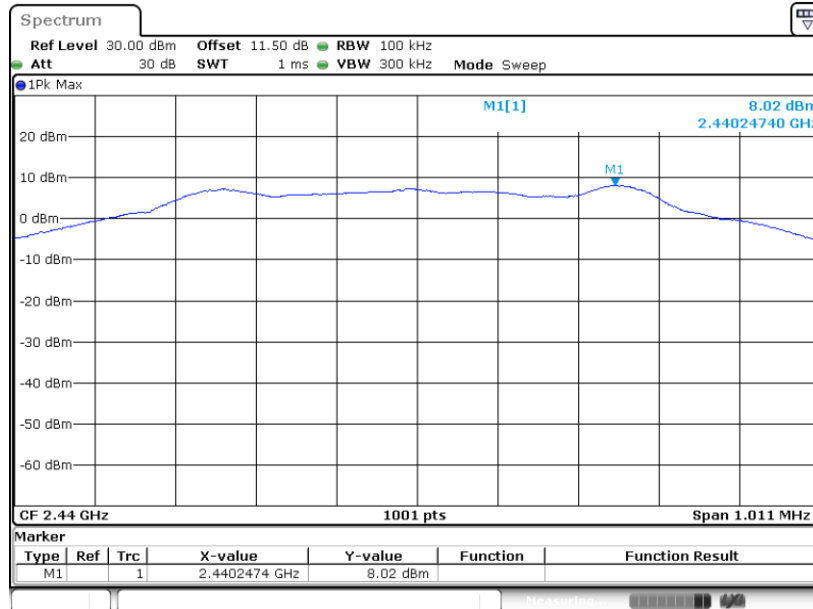
Bluetooth LE 1Mbps:

PSD 100kHz Plot on Channel 00



Date: 28.SEP.2023 09:03:24

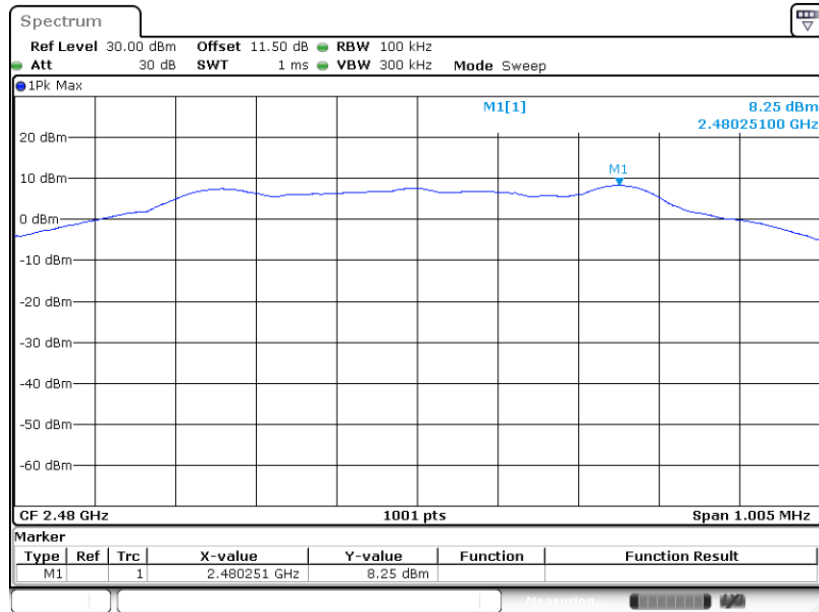
PSD 100kHz Plot on Channel 19



Date: 28.SEP.2023 09:06:50



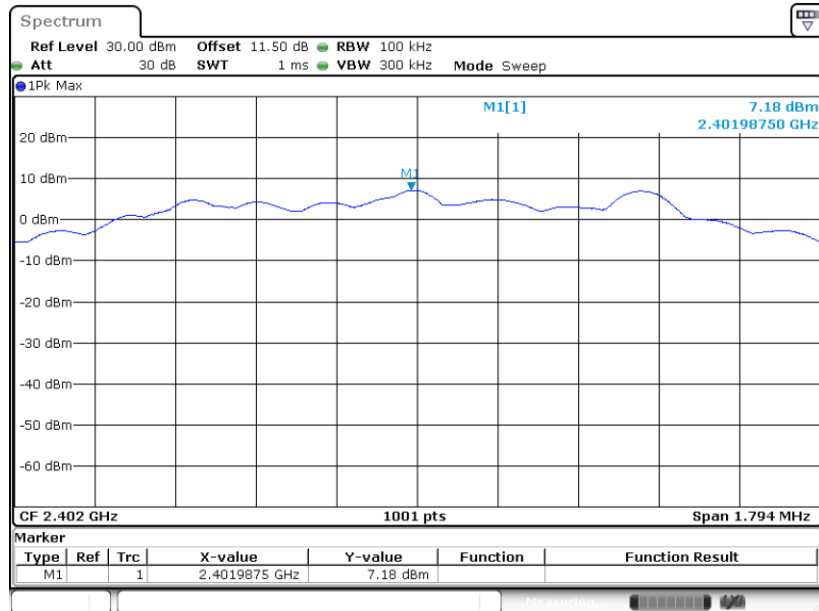
PSD 100kHz Plot on Channel 39



Date: 28.SEP.2023 09:09:04

Bluetooth LE 2Mbps:

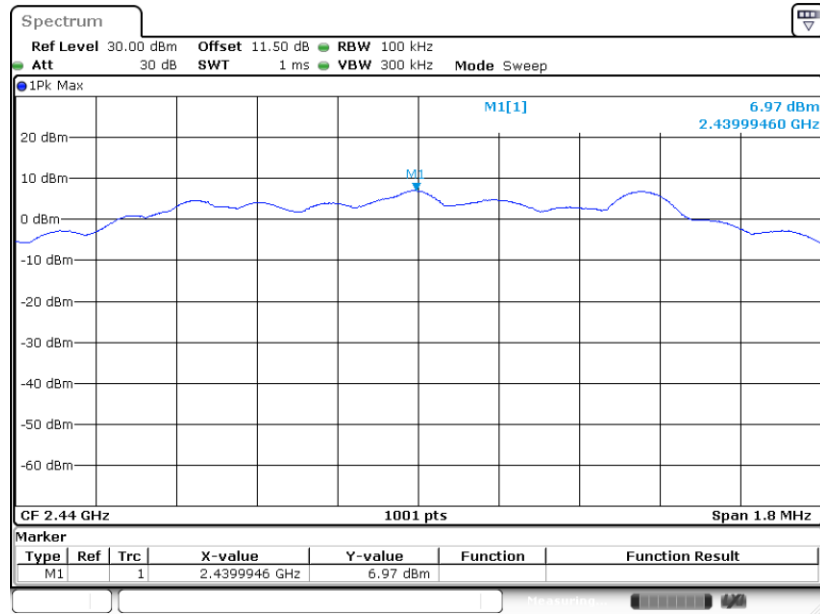
PSD 100kHz Plot on Channel 00



Date: 28.SEP.2023 09:11:37

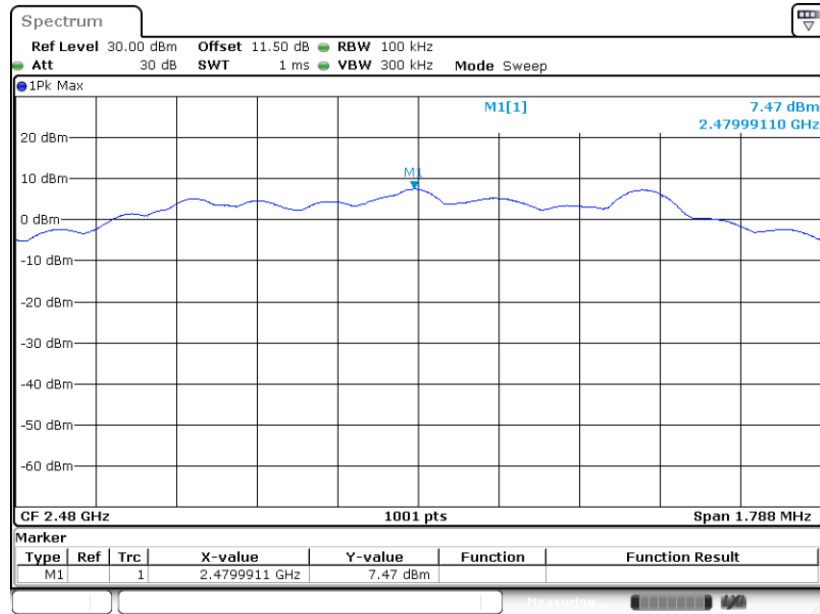


PSD 100kHz Plot on Channel 19



Date: 28.SEP.2023 09:13:49

PSD 100kHz Plot on Channel 39



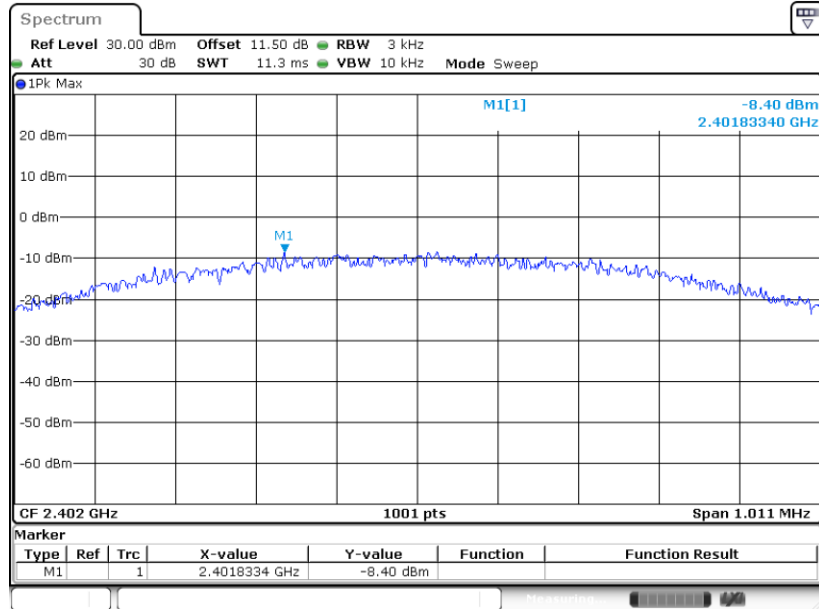
Date: 28.SEP.2023 09:15:41



3.3.7 Test Result of Power Spectral Density Plots (3kHz)

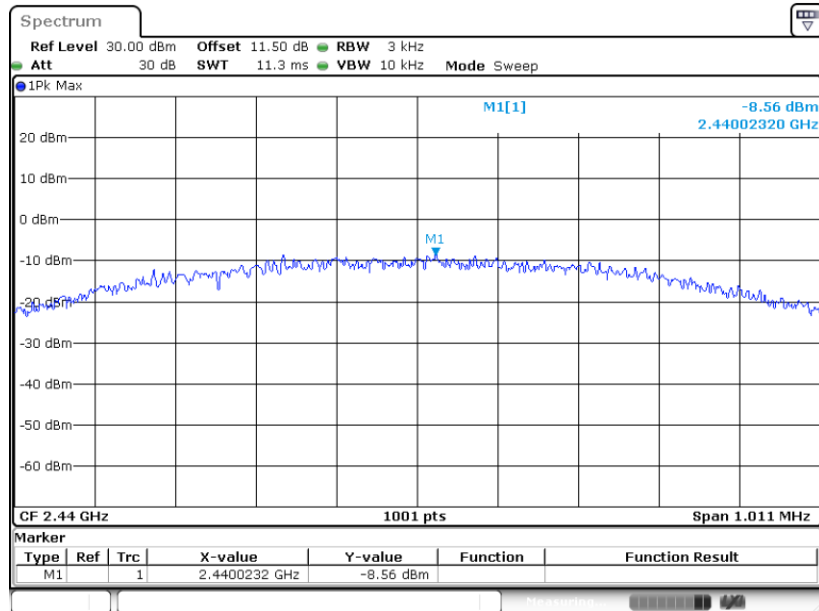
Bluetooth LE 1Mbps:

PSD 3kHz Plot on Channel 00



Date: 28.SEP.2023 09:03:04

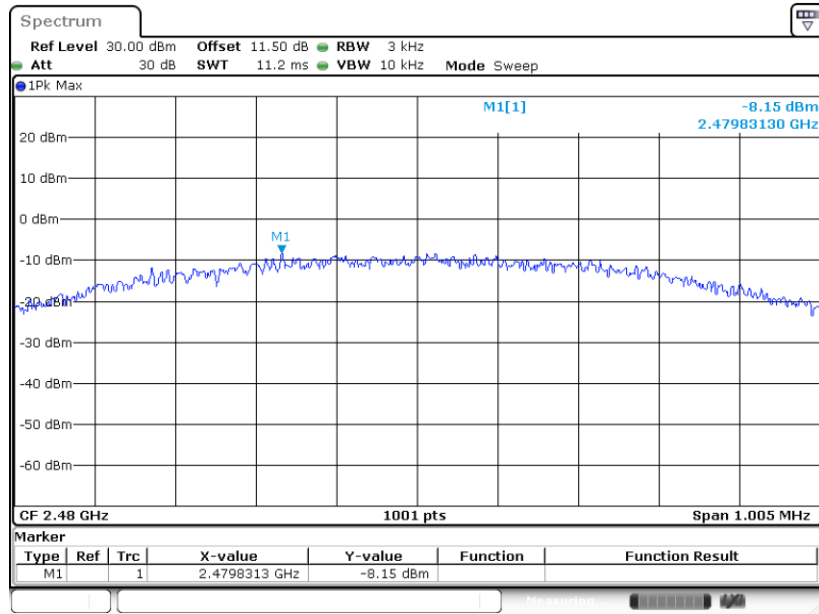
PSD 3kHz Plot on Channel 19



Date: 28.SEP.2023 09:06:16



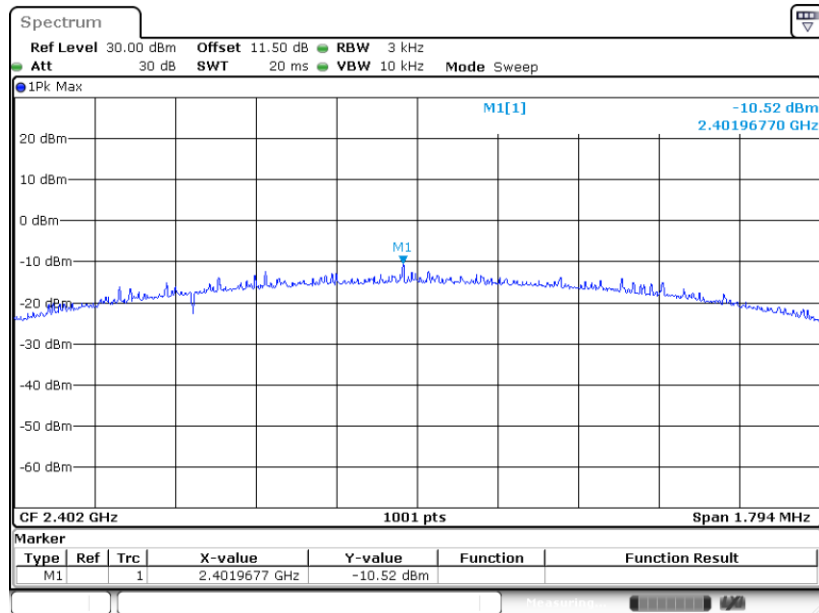
PSD 3kHz Plot on Channel 39



Date: 28.SEP.2023 09:08:47

Bluetooth LE 2Mbps:

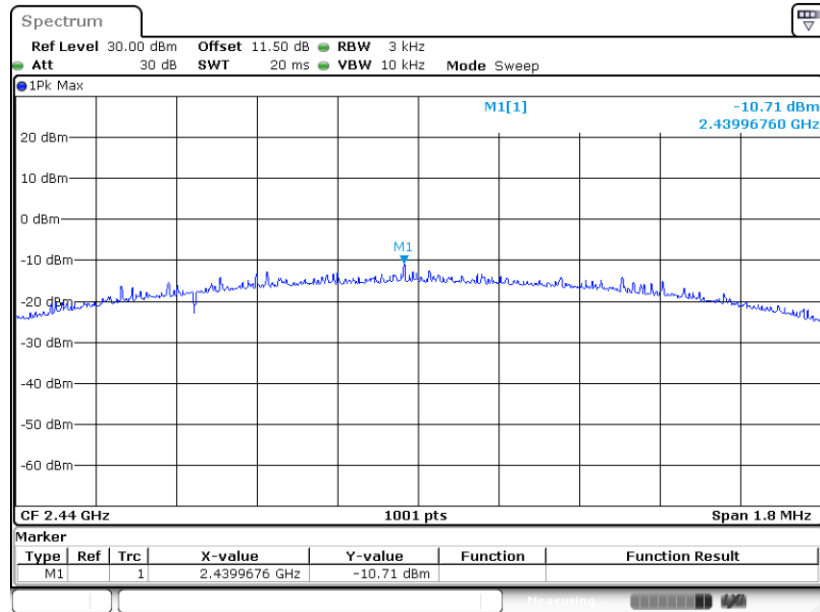
PSD 3kHz Plot on Channel 00



Date: 28.SEP.2023 09:11:17

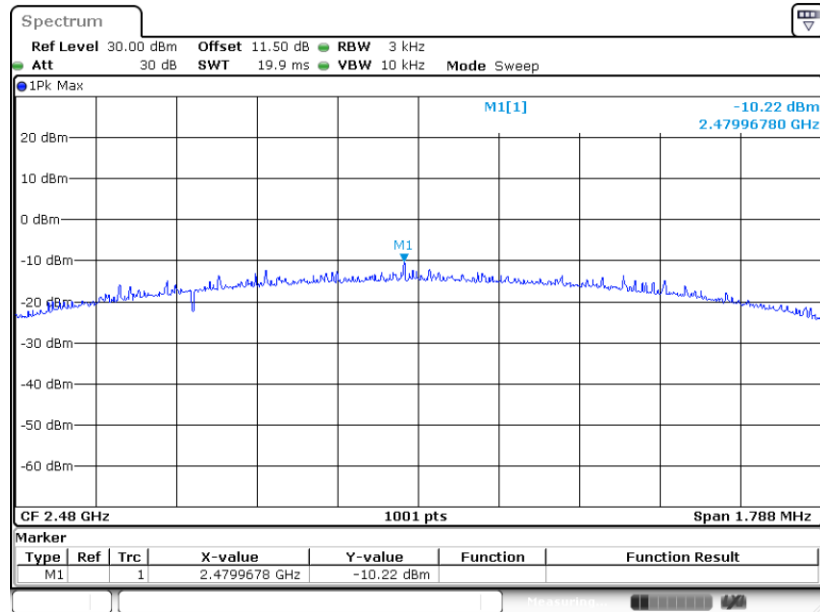


PSD 3kHz Plot on Channel 19



Date: 28.SEP.2023 09:13:28

PSD 3kHz Plot on Channel 39



Date: 28.SEP.2023 09:15:23

3.4 Conducted Band Edges and Spurious Emission Measurement

3.4.1 Limit of Conducted Band Edges and Spurious Emission

All harmonics/spurious must be at least 20 dB down from the highest emission level within the authorized band.

3.4.2 Measuring Instruments

The section 4.0 of List of Measuring Equipment of this test report is used for test.

3.4.3 Test Procedure

1. The testing follows ANSI C63.10-2013 clause 11.13
2. The RF output of EUT was connected to the spectrum analyzer by RF cable and attenuator. The path loss was compensated to the results for each measurement.
3. Set to the maximum power setting and enable the EUT transmit continuously.
4. Set RBW = 100 kHz, VBW=300 kHz, Peak Detector. Unwanted Emissions measured in any 100 kHz bandwidth outside of the authorized frequency band shall be attenuated by at least 20 dB relative to the maximum in-band peak PSD level in 100 kHz when maximum peak conducted output power procedure is used. If the transmitter complies with the conducted power limits based on the use of RMS averaging over a time interval, the attenuation required under this paragraph shall be 30 dB instead of 20 dB.
5. Measure and record the results in the test report.
6. The RF fundamental frequency should be excluded against the limit line in the operating frequency band.

3.4.4 Test Setup

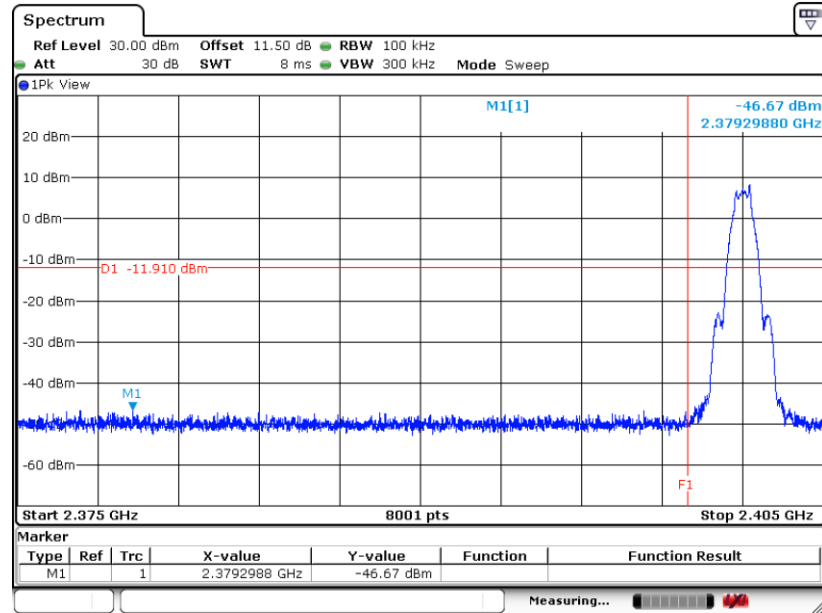




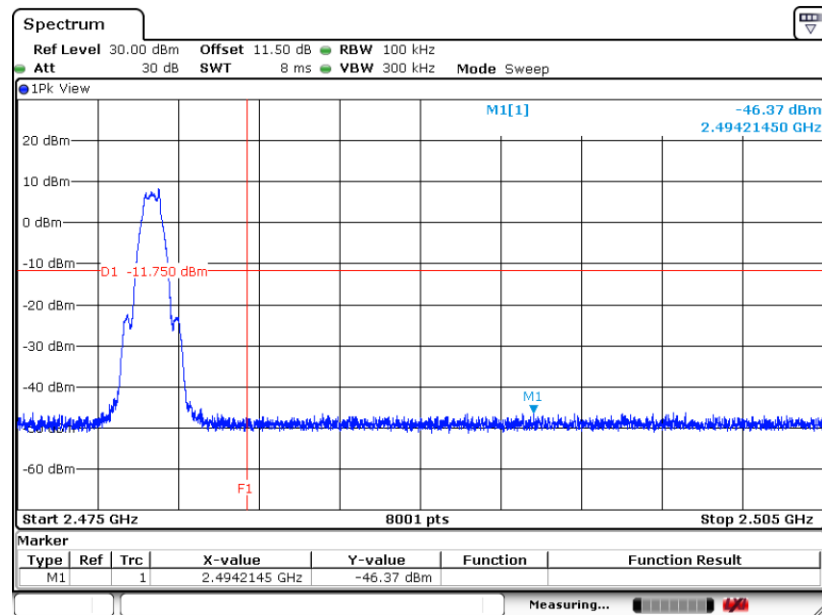
3.4.5 Test Result of Conducted Band Edges Plots

Bluetooth LE 1Mbps:

Low Band Edge Plot on Channel 00



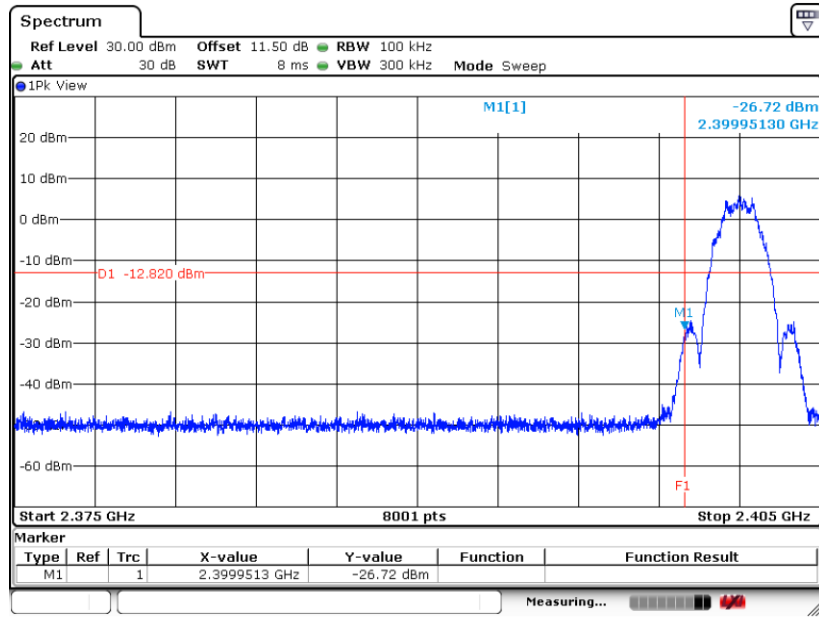
High Band Edge Plot on Channel 39





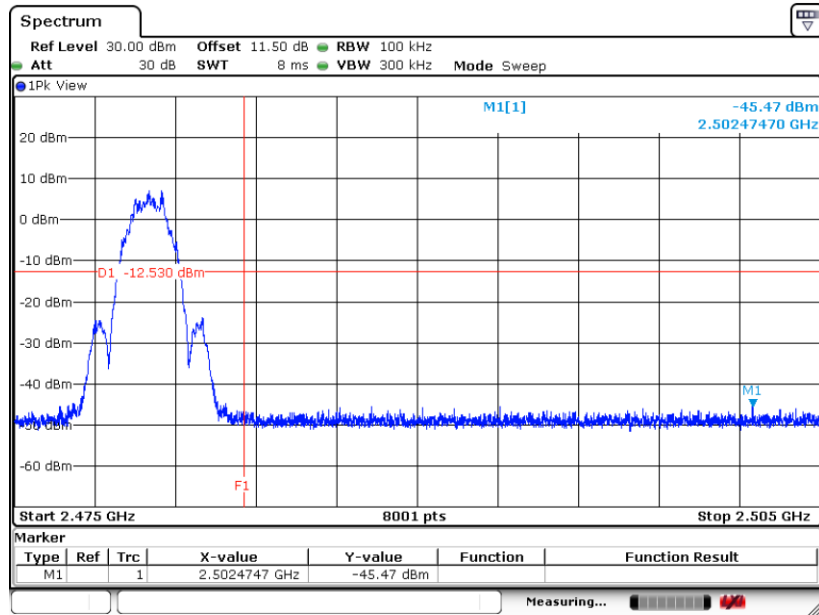
Bluetooth LE 2Mbps:

Low Band Edge Plot on Channel 00



Date: 28.SEP.2023 09:12:39

High Band Edge Plot on Channel 39



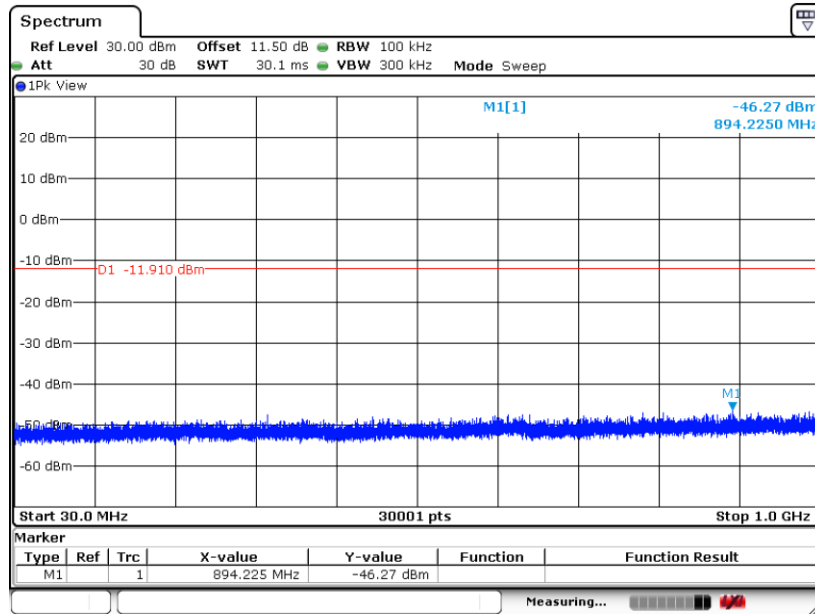
Date: 28.SEP.2023 09:18:55



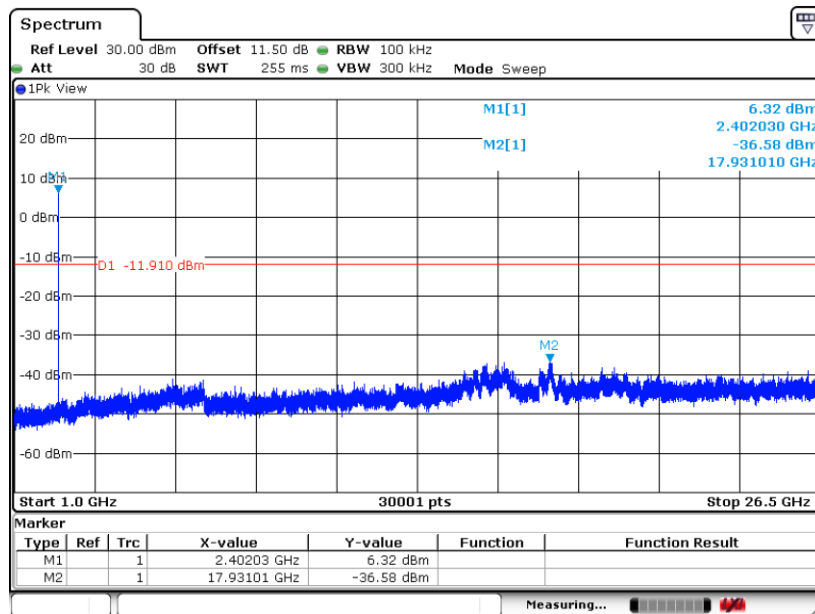
3.4.6 Test Result of Conducted Spurious Emission Plots

Bluetooth LE 1Mbps:

Conducted Spurious Emission Plot on Bluetooth LE 1Mbps GFSK Channel 00

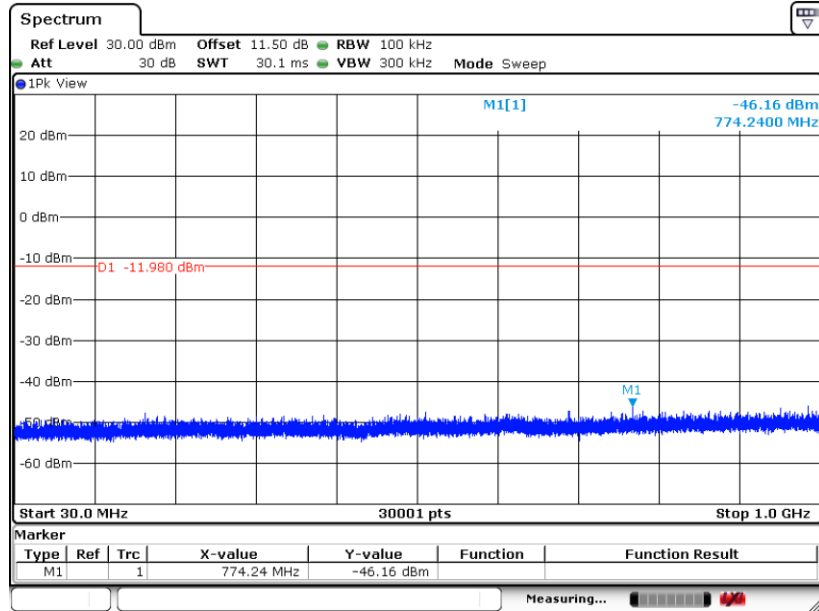


Conducted Spurious Emission Plot on Bluetooth LE 1Mbps GFSK Channel 00



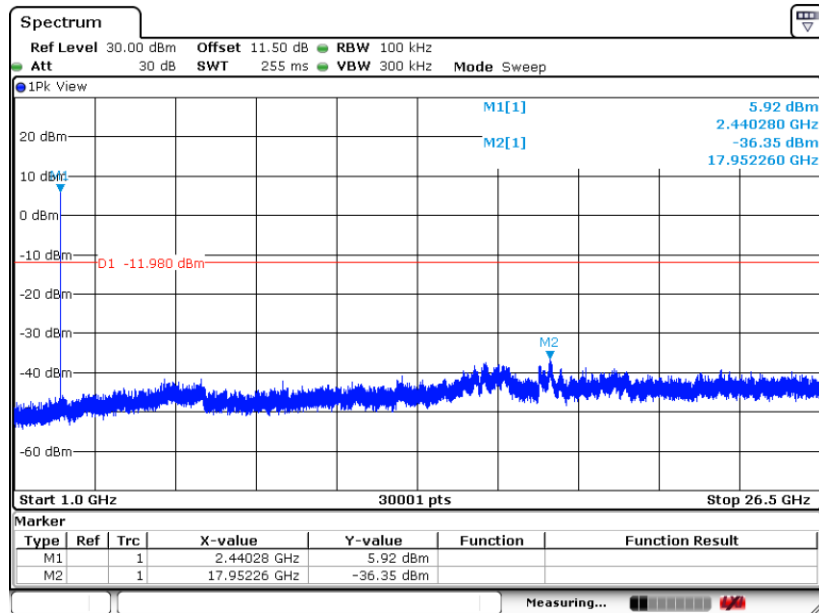


Conducted Spurious Emission Plot on Bluetooth LE 1Mbps GFSK Channel 19



Date: 28.SEP.2023 09:07:32

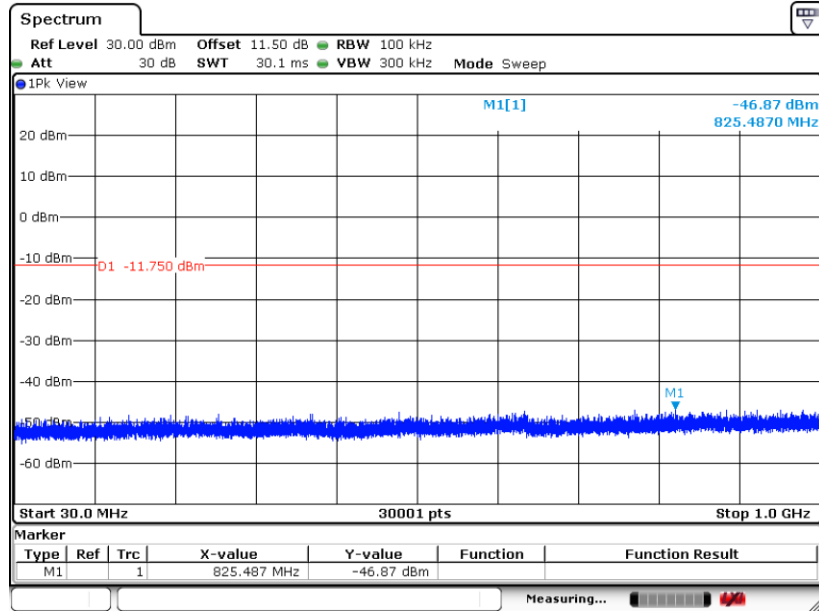
Conducted Spurious Emission Plot on Bluetooth LE 1Mbps GFSK Channel 19



Date: 28.SEP.2023 09:07:48

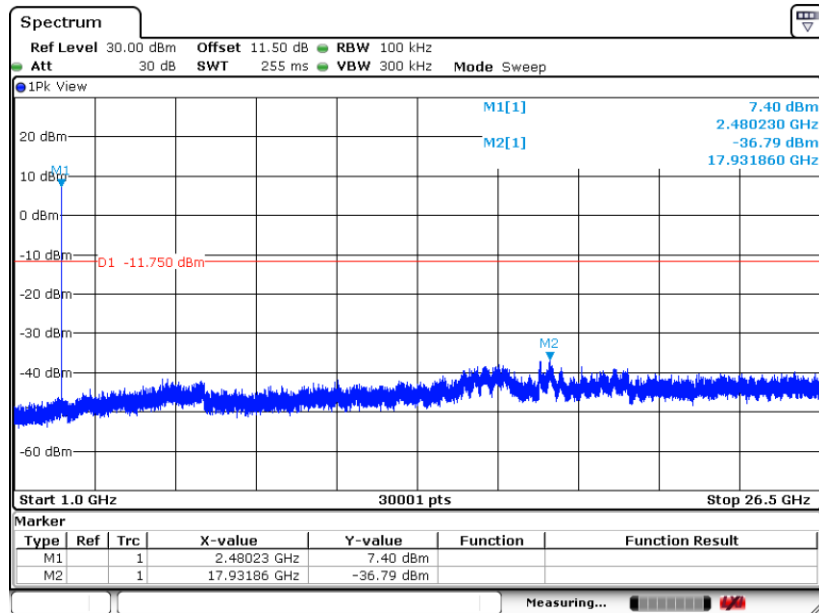


Conducted Spurious Emission Plot on Bluetooth LE 1Mbps GFSK Channel 39



Date: 28.SEP.2023 09:09:34

Conducted Spurious Emission Plot on Bluetooth LE 1Mbps GFSK Channel 39

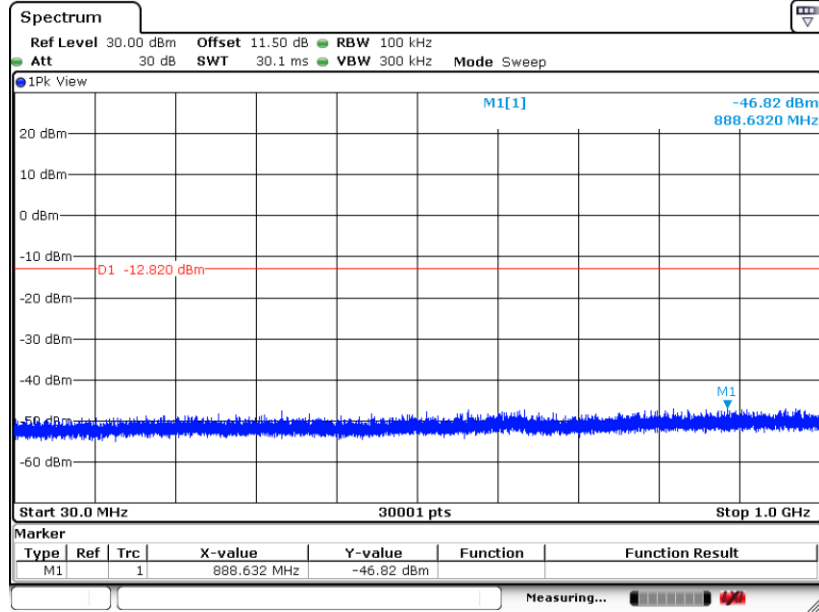


Date: 28.SEP.2023 09:09:50



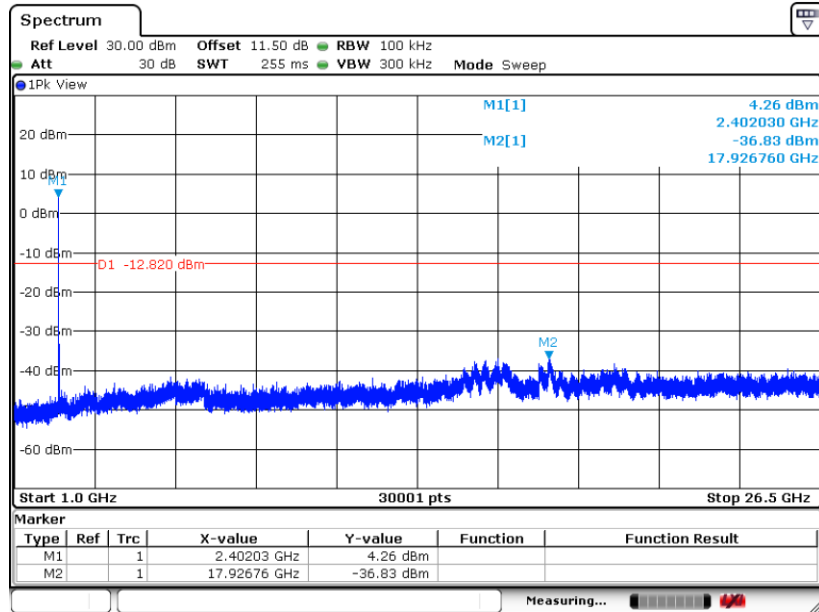
Bluetooth LE 2Mbps:

Conducted Spurious Emission Plot on Bluetooth LE 2Mbps
GFSK Channel 00



Date: 28.SEP.2023 09:12:08

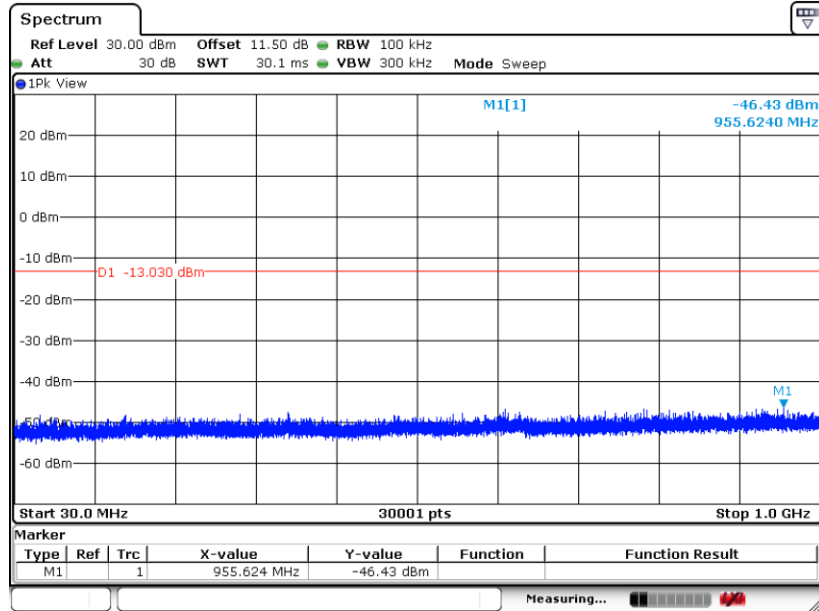
Conducted Spurious Emission Plot on Bluetooth LE 2Mbps
GFSK Channel 00



Date: 28.SEP.2023 09:12:24

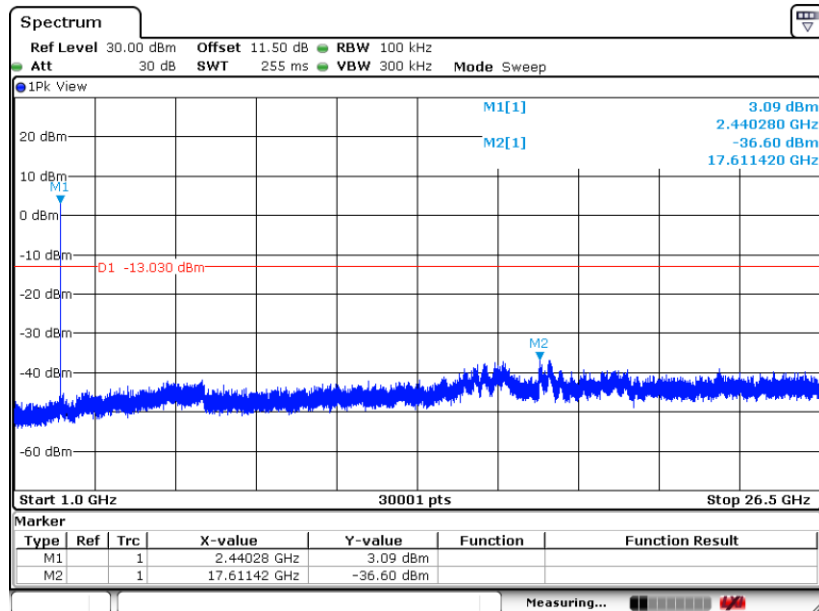


Conducted Spurious Emission Plot on Bluetooth LE 2Mbps GFSK Channel 19



Date: 28.SEP.2023 09:14:10

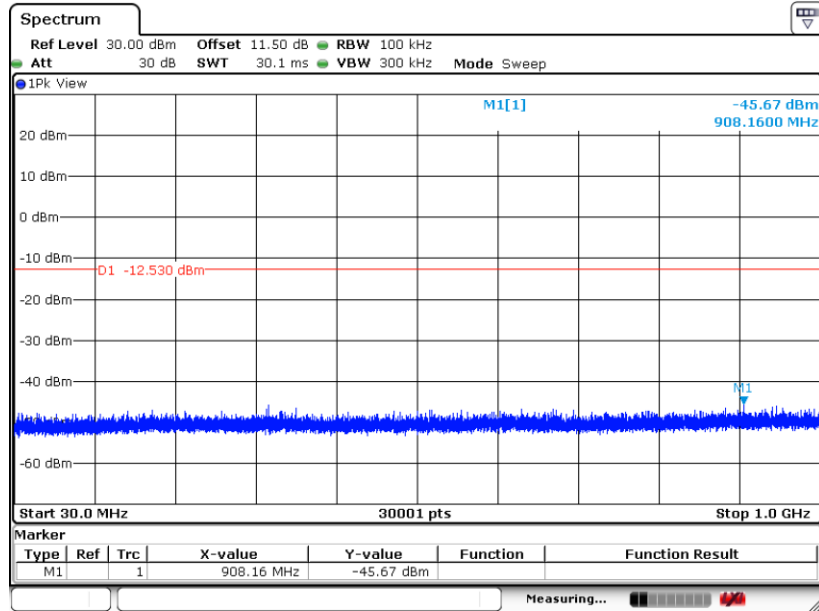
Conducted Spurious Emission Plot on Bluetooth LE 2Mbps GFSK Channel 19



Date: 28.SEP.2023 09:14:27

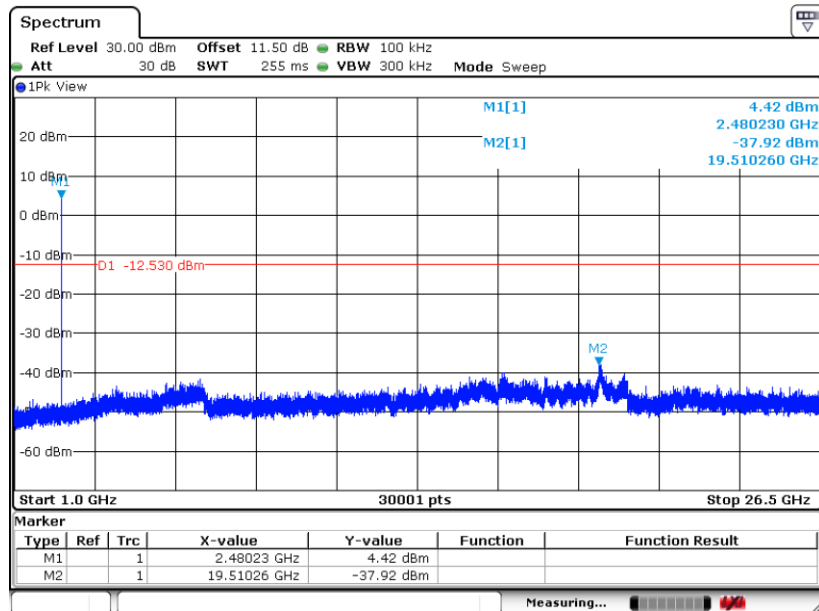


Conducted Spurious Emission Plot on Bluetooth LE 2Mbps GFSK Channel 39



Date: 12.DEC.2023 16:33:10

Conducted Spurious Emission Plot on Bluetooth LE 2Mbps GFSK Channel 39



Date: 12.DEC.2023 16:33:26



3.5 Radiated Band Edges and Spurious Emission Measurement

3.5.1 Limit of Radiated Band Edges and Spurious Emission

In any 100 kHz bandwidth outside the intentional radiator frequency band, all harmonics/spurious must be at least 20 dB below the highest emission level within the authorized band. If the output power of this device was measured by spectrum analyzer, the attenuation under this paragraph shall be 30 dB instead of 20 dB. In addition, radiated emissions which fall in the restricted bands must also comply with the limits as below.

Frequency (MHz)	Field Strength (microvolts/meter)	Measurement Distance (meters)
0.009 – 0.490	2400/F(kHz)	300
0.490 – 1.705	24000/F(kHz)	30
1.705 – 30.0	30	30
30 – 88	100	3
88 – 216	150	3
216 - 960	200	3
Above 960	500	3

3.5.2 Measuring Instruments

The section 4.0 of List of Measuring Equipment of this test report is used for test.

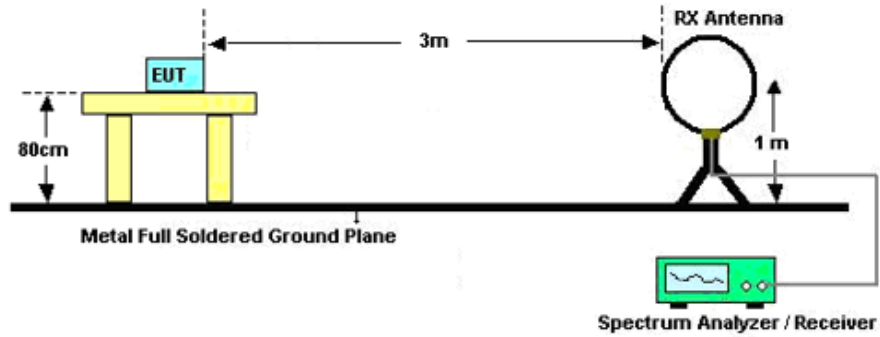


3.5.3 Test Procedures

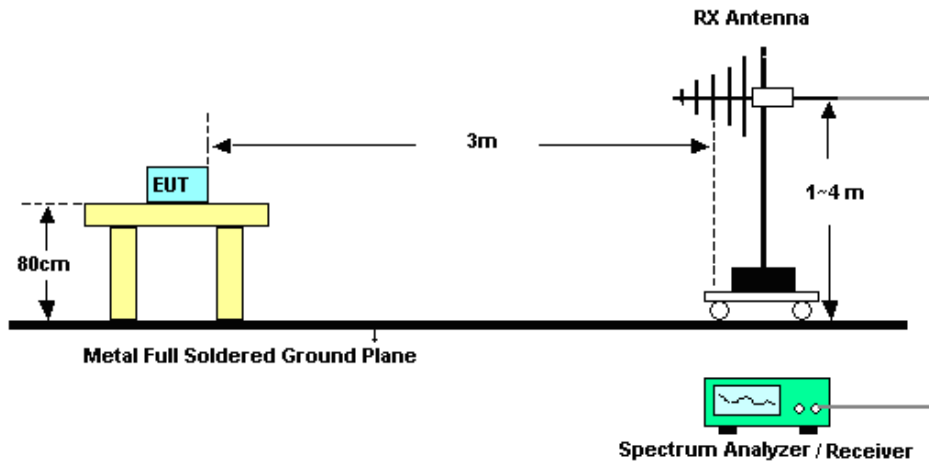
1. The testing follows ANSI C63.10-2013 clause 11.11 & 11.12
2. The EUT was arranged to its worst case and then tune the antenna tower (from 1 m to 4 m) and turntable (from 0 degree to 360 degrees) to find the maximum reading. A pre-amp and a high pass filter are used for the test in order to get better signal level.
3. The EUT was placed on a turntable with 0.8 meter for frequency below 1GHz and 1.5 meter for frequency above 1GHz respectively above ground.
4. The EUT was set 3 meters from the interference receiving antenna, which was mounted on the top of a variable height antenna tower.
5. Corrected Reading: Antenna Factor + Cable Loss + Read Level - Preamp Factor = Level
6. For testing below 1GHz, if the emission level of the EUT in peak mode was 3 dB lower than the limit specified, then peak values of EUT will be reported, otherwise, the emissions will be repeated one by one using the CISPR quasi-peak method and reported.
7. For testing above 1GHz, the emission level of the EUT in peak mode was 20dB lower than peak limit (that means the emission level in average mode also complies with the limit in average mode), then peak values of EUT will be reported, otherwise, the emissions will be measured in average mode again and reported.
8. Use the following spectrum analyzer settings:
 - (1) Span shall wide enough to fully capture the emission being measured;
 - (2) Set RBW=100 kHz for $f < 1$ GHz; $VBW \geq RBW$; Sweep = auto; Detector function = peak; Trace = max hold;
 - (3) Set RBW = 1 MHz, VBW= 3MHz for $f \geq 1$ GHz for peak measurement.
For average measurement:
 - $VBW = 10$ Hz, when duty cycle is no less than 98 percent.
 - $VBW \geq 1/T$, when duty cycle is less than 98 percent where T is the minimum transmission duration over which the transmitter is on and is transmitting at its maximum power control level for the tested mode of operation.

3.5.4 Test Setup

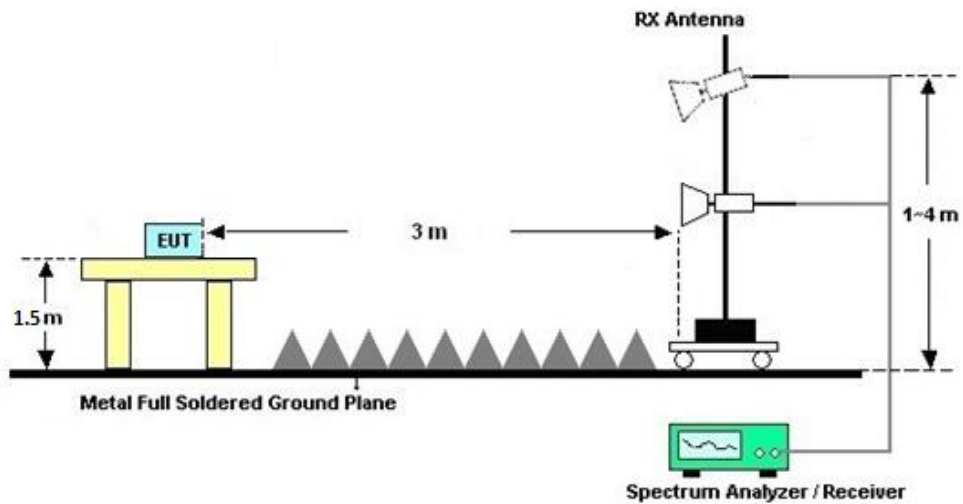
For radiated emissions below 30MHz



For radiated emissions from 30MHz to 1GHz



For radiated emissions above 1GHz





3.5.5 Test Results of Radiated Spurious Emissions (9 kHz ~ 30 MHz)

The low frequency, which started from 9 kHz to 30MHz, was pre-scanned and the result which was 20dB lower than the limit line was not reported.

There is a comparison data of both open-field test site and semi-Anechoic chamber, and the result came out very similar.

3.5.6 Test Result of Radiated Spurious at Band Edges

Please refer to Appendix C.

3.5.7 Duty Cycle

Please refer to Appendix D.

3.5.8 Test Result of Radiated Spurious Emission (30MHz ~ 10th Harmonic or 40GHz, whichever is lower)

Please refer to Appendix C.



3.6 AC Conducted Emission Measurement

3.6.1 Limit of AC Conducted Emission

For equipment that is designed to be connected to the public utility (AC) power line, the radio frequency voltage that is conducted back onto the AC power line on any frequency or frequencies within the band 150 kHz to 30 MHz shall not exceed the limits in the following table.

Frequency of emission (MHz)	Conducted limit (dBµV)	
	Quasi-peak	Average
0.15-0.5	66 to 56*	56 to 46*
0.5-5	56	46
5-30	60	50

*Decreases with the logarithm of the frequency.

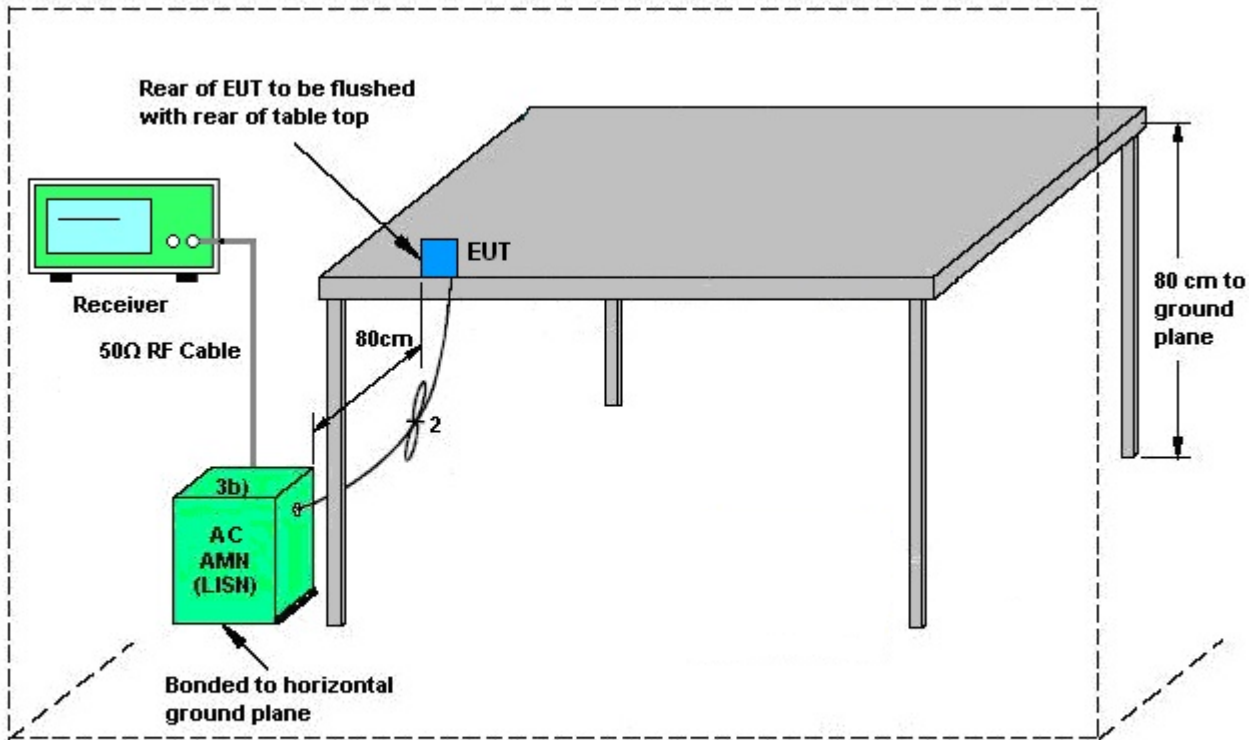
3.6.2 Measuring Instruments

The section 4.0 of List of Measuring Equipment of this test report is used for test.

3.6.3 Test Procedures

1. The EUT was placed 0.4 meter from the conducting wall of the shielding room was kept at least 80 centimeters from any other grounded conducting surface.
2. Connect EUT to the power mains through a line impedance stabilization network (LISN).
3. All the support units are connecting to the other LISN.
4. The LISN provides 50 ohm coupling impedance for the measuring instrument.
5. The FCC states that a 50 ohm, 50 microhenry LISN should be used.
6. Both sides of AC line were checked for maximum conducted interference.
7. The frequency range from 150 kHz to 30 MHz was searched.
8. Set the test-receiver system to Peak Detect Function and specified bandwidth (IF Bandwidth = 9kHz) with Maximum Hold Mode. Then measurement is also conducted by Average Detector and Quasi-Peak Detector Function respectively.

3.6.4 Test Setup



AMN = Artificial mains network (LISN)
 AE = Associated equipment
 EUT = Equipment under test
 ISN = Impedance stabilization network

3.6.5 Test Result of AC Conducted Emission

Please refer to Appendix B.



3.7 Antenna Requirements

3.7.1 Standard Applicable

If directional gain of transmitting antennas is greater than 6dBi, the power shall be reduced by the same level in dB comparing to gain minus 6dBi. The use of a permanently attached antenna or of an antenna that uses a unique coupling to the intentional radiator shall be considered sufficient to comply with the rule.

3.7.2 Antenna Anti-Replacement Construction

An embedded-in antenna design is used.

3.7.3 Antenna Gain

The antenna peak gain of EUT is less than 6 dBi. Therefore, it is not necessary to reduce maximum peak output power limit.



4 List of Measuring Equipment

Instrument	Manufacturer	Model No.	Serial No.	Characteristics	Calibration Date	Test Date	Due Date	Remark
Spectrum Analyzer	R&S	FSV40	101078	10Hz~40GHz	Apr. 06, 2023	Sep. 28, 2023~ Dec. 12, 2023	Apr. 05, 2024	Conducted (TH01-SZ)
Pulse Power Sensor	Anritsu	MA2411B	1339473	30MHz~40GHz	Dec. 27, 2022	Sep. 28, 2023~ Dec. 12, 2023	Dec. 26, 2023	Conducted (TH01-SZ)
Power Meter	Anritsu	ML2495A	1542004	50MHz Bandwidth	Dec. 27, 2022	Sep. 28, 2023~ Dec. 12, 2023	Dec. 26, 2023	Conducted (TH01-SZ)
Attenuator	MICROWAV	EMVE2214-10	2	30MHz~26.5GHz	Feb. 22, 2023	Sep. 28, 2023~ Dec. 12, 2023	Feb. 22, 2024	Conducted (TH01-SZ)
EMI Test Receiver&SA	KEYSIGHT	N9038A	MY54450083	20Hz~8.4GHz	Apr. 04, 2023	Sep. 28, 2023~ Oct. 25, 2023	Apr. 03, 2024	Radiation (03CH03-SZ)
EXA Spectrum Analyzer	KEYSIGHT	N9010A	MY55150246	10Hz~44GHz;	Apr. 04, 2023	Sep. 28, 2023~ Oct. 25, 2023	Apr. 03, 2024	Radiation (03CH03-SZ)
Loop Antenna	R&S	HFH2-Z2	100354	9kHz~30MHz	Jul. 28, 2022	Sep. 28, 2023~ Oct. 25, 2023	Jul. 27, 2024	Radiation (03CH03-SZ)
Bilog Antenna	TeseQ	CBL6112D	35408	30MHz~2GHz	Aug. 20, 2023	Sep. 28, 2023~ Oct. 25, 2023	Aug. 19, 2024	Radiation (03CH03-SZ)
Double Ridge Horn Antenna	SCHWARZBECK	BBHA9120D	9120D-1355	1GHz~18GHz	Apr. 08, 2023	Sep. 28, 2023~ Oct. 25, 2023	Apr. 07, 2024	Radiation (03CH03-SZ)
HF Amplifier	MITEQ	TTA1840-35-HG	1871923	18GHz~40GHz	Jul. 07, 2023	Sep. 28, 2023~ Oct. 25, 2023	Jul. 06, 2024	Radiation (03CH03-SZ)
SHF-EHF Horn	com-power	AH-840	101071	18Ghz~40GHz	Apr. 08, 2023	Sep. 28, 2023~ Oct. 25, 2023	Apr. 07, 2024	Radiation (03CH03-SZ)
Amplifier	Burgeon	BPA-530	102211	0.01Hz~3000MHz	Oct. 19, 2022	Sep. 28, 2023~ Oct. 25, 2023	Oct. 18, 2023	Radiation (03CH03-SZ)
Amplifier	Burgeon	BPA-530	102211	0.01Hz~3000MHz	Oct. 18, 2023		Oct. 17, 2024	Radiation (03CH03-SZ)
HF Amplifier	MITEQ	AMF-7D-00101800-30-10P-R	1943528	1GHz~18GHz	Oct. 19, 2022	Sep. 28, 2023~ Oct. 25, 2023	Oct. 18, 2023	Radiation (03CH03-SZ)
HF Amplifier	MITEQ	AMF-7D-00101800-30-10P-R	1943528	1GHz~18GHz	Oct. 18, 2023		Oct. 17, 2024	Radiation (03CH03-SZ)
Amplifier	Agilent Technologies	83017A	MY39501302	500MHz~26.5GHz	Dec. 26, 2022	Sep. 28, 2023~ Oct. 25, 2023	Dec. 25, 2023	Radiation (03CH03-SZ)
AC Power Source	Chroma	61601	616010002729	1 N/A	Nov. 10, 2022	Sep. 28, 2023~ Oct. 25, 2023	Nov. 09, 2023	Radiation (03CH03-SZ)
Turn Table	EM	EM1000	N/A	0~360 degree	NCR	Sep. 28, 2023~ Oct. 25, 2023	NCR	Radiation (03CH03-SZ)
Antenna Mast	EM	EM1000	N/A	1 m~4 m	NCR	Sep. 28, 2023~ Oct. 25, 2023	NCR	Radiation (03CH03-SZ)
EMI Receiver	R&S	ESR7	102297	9kHz~7GHz;	Jul. 07, 2023	Oct. 31, 2023	Jul. 06, 2024	Conduction (CO02-SZ)
AC LISN	R&S	ENV216	101499	9kHz~30MHz	Jul. 07, 2023	Oct. 31, 2023	Jul. 06, 2024	Conduction (CO02-SZ)
AC Power Source	CHROMA	61601	616010002470	100Vac~250Vac	Nov. 10, 2022	Oct. 31, 2023	Nov. 09, 2023	Conduction (CO02-SZ)

NCR: No Calibration Required



5 Uncertainty of Evaluation

The measurement uncertainties shown below were calculated in accordance with the requirements of ANSI 63.10-2013. All the measurement uncertainty value were shown with a coverage K=2 to indicate 95% level of confidence. The measurement data show herein meets or exceeds the CISPR measurement uncertainty values specified in CISPR 16-4-2 and can be compared directly to specified limit to determine compliance.

Uncertainty of Conducted Measurement

Test Item	Uncertainty
Conducted Spurious Emission & Bandedge	±1.34 dB
Occupied Channel Bandwidth	±0.1%
Conducted Power	±1.34 dB
Frequency	±1.3 Hz

Uncertainty of Conducted Emission Measurement (150kHz ~ 30MHz)

Measuring Uncertainty for a Level of Confidence of 95% (U = 2Uc(y))	2.7dB
---	-------

Uncertainty of Radiated Emission Measurement (30 MHz ~ 1000 MHz)

Measuring Uncertainty for a Level of Confidence of 95% (U = 2Uc(y))	5.0dB
---	-------

Uncertainty of Radiated Emission Measurement (1000 MHz ~ 18000 MHz)

Measuring Uncertainty for a Level of Confidence of 95% (U = 2Uc(y))	4.9dB
---	-------

Uncertainty of Radiated Emission Measurement (18000 MHz ~ 40000 MHz)

Measuring Uncertainty for a Level of Confidence of 95% (U = 2Uc(y))	5.0dB
---	-------

----- THE END -----



Appendix A. Conducted Test Results

Test Engineer:	Liu Qiu Qiu	Temperature:	24~26	°C
Test Date:	2023/9/28~2023/12/12	Relative Humidity:	50~53	%

TEST RESULTS DATA								
6dB and 99% Occupied Bandwidth								
Mod.	Data Rate	NTX	CH.	Freq. (MHz)	99% Occupied BW (MHz)	6dB BW (MHz)	6dB BW Limit (MHz)	Pass/Fail
BLE	1Mbps	1	0	2402	1.029	0.674	0.50	Pass
BLE	1Mbps	1	19	2440	1.029	0.674	0.50	Pass
BLE	1Mbps	1	39	2480	1.029	0.670	0.50	Pass

TEST RESULTS DATA										
Peak Power Table										
Mod.	Data Rate	NTX	CH.	Freq. (MHz)	Peak Conducted Power (dBm)	Conducted Power Limit (dBm)	DG (dBi)	EIRP Power (dBm)	EIRP Power Limit (dBm)	Pass /Fail
BLE	1Mbps	1	0	2402	8.48	30.00	4.00	12.48	36.00	Pass
BLE	1Mbps	1	19	2440	8.36	30.00	4.00	12.36	36.00	Pass
BLE	1Mbps	1	39	2480	8.67	30.00	4.00	12.67	36.00	Pass

TEST RESULTS DATA											
Average Power Table											
(Reporting Only)											
Mod.	Data Rate	NTX	CH.	Freq. (MHz)	Duty Factor (dB)	Average Conducted Power (dBm)	Conducted Power Limit (dBm)	DG (dBi)	EIRP Power (dBm)	EIRP Power Limit (dBm)	Pass /Fail
BLE	1Mbps	1	0	2402	0.69	8.40	30.00	4.00	12.40	36.00	Pass
BLE	1Mbps	1	19	2440	0.69	8.30	30.00	4.00	12.30	36.00	Pass
BLE	1Mbps	1	39	2480	0.69	8.60	30.00	4.00	12.60	36.00	Pass

Power Setting
8
8
8

TEST RESULTS DATA									
Peak Power Density									
Mod.	Data Rate	NTX	CH.	Freq. (MHz)	Peak PSD (dBm /100kHz)	Peak PSD (dBm /3kHz)	DG (dBi)	Peak PSD Limit (dBm /3kHz)	Pass/Fail
BLE	1Mbps	1	0	2402	8.09	-8.40	4.00	8.00	Pass
BLE	1Mbps	1	19	2440	8.02	-8.56	4.00	8.00	Pass
BLE	1Mbps	1	39	2480	8.25	-8.15	4.00	8.00	Pass

Note: PSD (dBm/ 100kHz) is a reference level used for Conducted Band Edges and Conducted Spurious Emission 30dBc limit.

Test Engineer:	Liu Qiu Qiu	Temperature:	24~26	°C
Test Date:	2023/9/28~2023/12/12	Relative Humidity:	50~53	%

TEST RESULTS DATA								
6dB and 99% Occupied Bandwidth								
Mod.	Data Rate	Ntx	CH.	Freq. (MHz)	99% Occupied BW (MHz)	6dB BW (MHz)	6dB BW Limit (MHz)	Pass/Fail
BLE	2Mbps	1	0	2402	2.050	1.196	0.50	Pass
BLE	2Mbps	1	19	2440	2.054	1.200	0.50	Pass
BLE	2Mbps	1	39	2480	2.050	1.192	0.50	Pass

TEST RESULTS DATA										
Peak Power Table										
Mod.	Data Rate	Ntx	CH.	Freq. (MHz)	Peak Conducted Power (dBm)	Conducted Power Limit (dBm)	DG (dBi)	EIRP Power (dBm)	EIRP Power Limit (dBm)	Pass /Fail
BLE	2Mbps	1	0	2402	8.37	30.00	4.00	12.37	36.00	Pass
BLE	2Mbps	1	19	2440	8.29	30.00	4.00	12.29	36.00	Pass
BLE	2Mbps	1	39	2480	8.61	30.00	4.00	12.61	36.00	Pass

TEST RESULTS DATA												
Average Power Table												
(Reporting Only)												
Mod.	Data Rate	Ntx	CH.	Freq. (MHz)	Duty Factor (dB)	Average Conducted Power (dBm)	Conducted Power Limit (dBm)	DG (dBi)	EIRP Power (dBm)	EIRP Power Limit (dBm)	Pass /Fail	Power Setting
BLE	2Mbps	1	0	2402	2.43	8.30	30.00	4.00	12.30	36.00	Pass	8
BLE	2Mbps	1	19	2440	2.43	8.20	30.00	4.00	12.20	36.00	Pass	8
BLE	2Mbps	1	39	2480	2.43	8.50	30.00	4.00	12.50	36.00	Pass	8

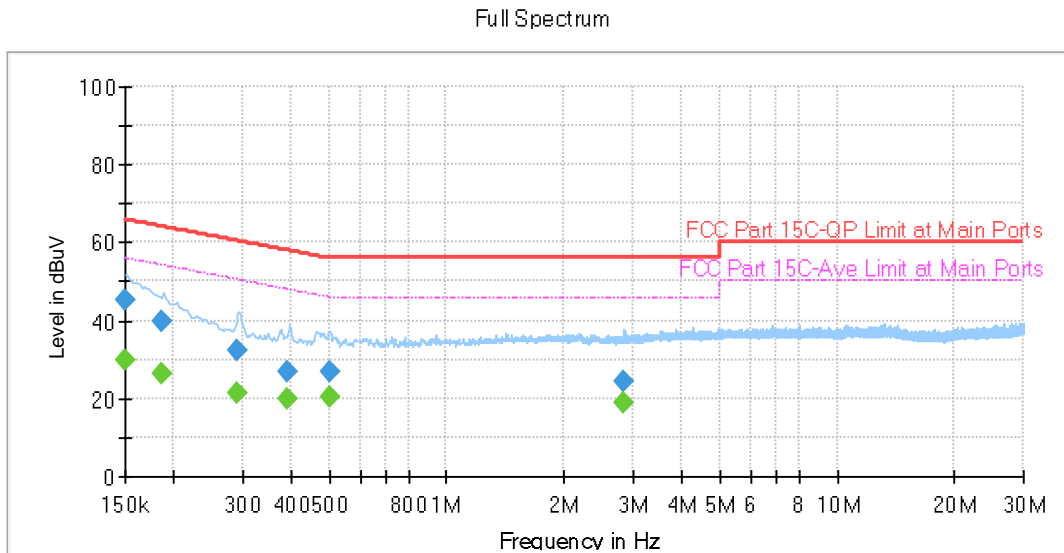
TEST RESULTS DATA									
Peak Power Density									
Mod.	Data Rate	Ntx	CH.	Freq. (MHz)	Peak PSD (dBm /100kHz)	Peak PSD (dBm /3kHz)	DG (dBi)	Peak PSD Limit (dBm /3kHz)	Pass/Fail
BLE	2Mbps	1	0	2402	7.18	-10.52	4.00	8.00	Pass
BLE	2Mbps	1	19	2440	6.97	-10.71	4.00	8.00	Pass
BLE	2Mbps	1	39	2480	7.47	-10.22	4.00	8.00	Pass

Note: PSD (dBm/ 100kHz) is a reference level used for Conducted Band Edges and Conducted Spurious Emission 30dBc limit.



Appendix B. AC Conducted Emission Test Results

Test Engineer :	Tao Zhang	Temperature :	24~25°C
		Relative Humidity :	48~49%
Test Voltage :	120Vac / 60Hz	Phase :	Line
Remark :	All emissions not reported here are more than 10 dB below the prescribed limit.		

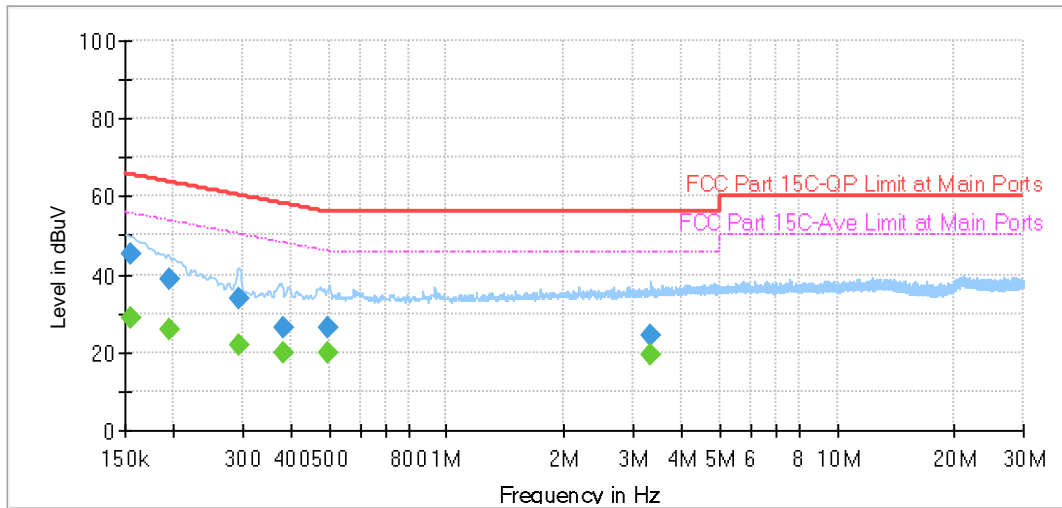


Frequency (MHz)	QuasiPeak (dB μ V)	Average (dB μ V)	Limit (dB μ V)	Margin (dB)	Line	Filter	Corr. (dB)
0.150000	45.44	---	66.00	20.56	L1	OFF	19.7
0.150000	---	29.77	56.00	26.23	L1	OFF	19.7
0.186540	39.90	---	64.19	24.29	L1	OFF	19.7
0.186540	---	26.49	54.19	27.70	L1	OFF	19.7
0.289500	32.28	---	60.54	28.26	L1	OFF	19.7
0.289500	---	21.24	50.54	29.29	L1	OFF	19.7
0.390750	26.64	---	58.05	31.41	L1	OFF	19.7
0.390750	---	19.99	48.05	28.06	L1	OFF	19.7
0.503970	26.94	---	56.00	29.06	L1	OFF	19.7
0.503970	---	20.15	46.00	25.85	L1	OFF	19.7
2.852520	24.33	---	56.00	31.67	L1	OFF	19.8
2.852520	---	19.14	46.00	26.86	L1	OFF	19.8



Test Engineer :	Tao Zhang	Temperature :	24~25°C
		Relative Humidity :	48~49%
Test Voltage :	120Vac / 60Hz	Phase :	Neutral
Remark :	All emissions not reported here are more than 10 dB below the prescribed limit.		

Full Spectrum



Frequency (MHz)	QuasiPeak (dBµV)	Average (dBµV)	Limit (dBµV)	Margin (dB)	Line	Filter	Corr. (dB)
0.155490	45.40	---	65.70	20.30	N	OFF	19.7
0.155490	---	28.65	55.70	27.05	N	OFF	19.7
0.195000	38.80	---	63.82	25.02	N	OFF	19.7
0.195000	---	25.77	53.82	28.05	N	OFF	19.7
0.293010	34.02	---	60.44	26.42	N	OFF	19.7
0.293010	---	21.70	50.44	28.74	N	OFF	19.7
0.381750	26.44	---	58.24	31.80	N	OFF	19.7
0.381750	---	19.96	48.24	28.28	N	OFF	19.7
0.496500	26.61	---	56.06	29.45	N	OFF	19.7
0.496500	---	20.07	46.06	25.99	N	OFF	19.7
3.321330	24.43	---	56.00	31.57	N	OFF	19.8
3.321330	---	19.19	46.00	26.81	N	OFF	19.8



Appendix C. Radiated Spurious Emission

Test Engineer :	Reid Huang	Relative Humidity :	48~49%
		Temperature :	24~25°C

Radiated Spurious Emission Test Modes

Mode	Band (MHz)	Antenna	Modulation	Channel	Frequency	Data Rate	Remark
Mode 1	2400-2483.5	1	Bluetooth-LE_GSKF	00	2402	1Mbps	-
Mode 2	2400-2483.5	1	Bluetooth-LE_GSKF	19	2440	1Mbps	-
Mode 3	2400-2483.5	1	Bluetooth-LE_GSKF	39	2480	1Mbps	-
Mode 4	2400-2483.5	1	Bluetooth-LE_GSKF	00	2402	2Mbps	-
Mode 5	2400-2483.5	1	Bluetooth-LE_GSKF	19	2440	2Mbps	-
Mode 6	2400-2483.5	1	Bluetooth-LE_GSKF	39	2480	2Mbps	-
Mode 7	2400-2483.5	1	Bluetooth-LE_GSKF	39	2480	2Mbps	LF

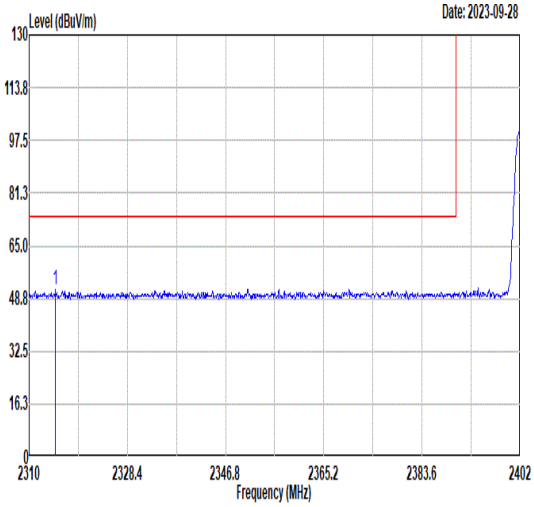
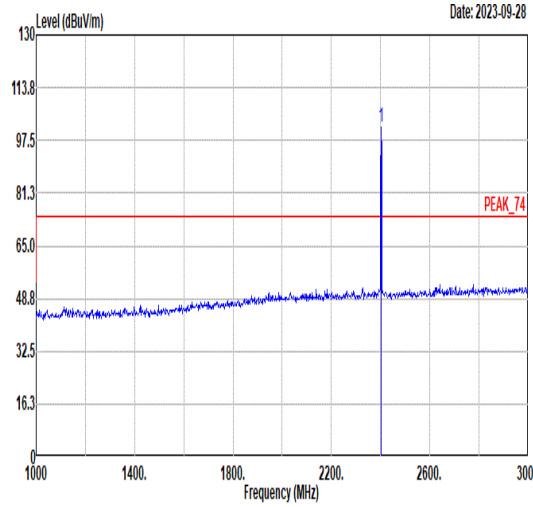
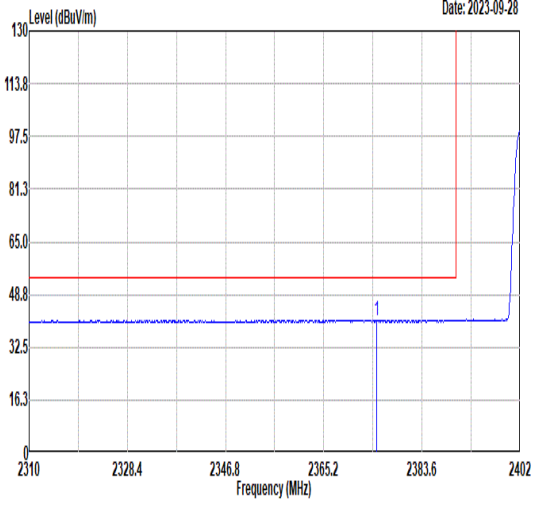
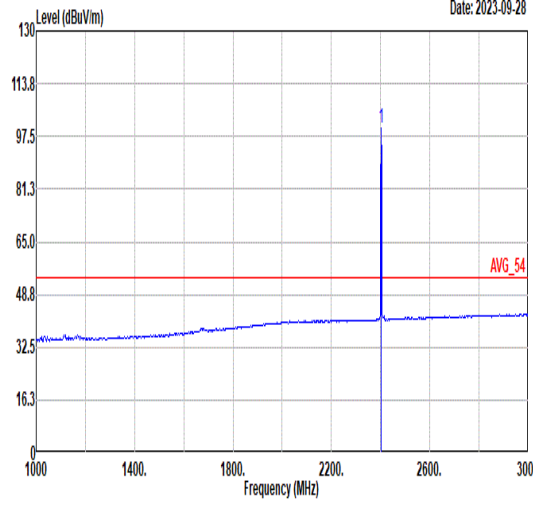
Summary of each worse mode

Mode	Modulation	Ch.	Freq. (MHz)	Level (dBuV/m)	Limit (dBuV/m)	Margin (dB)	Pol.	Peak Avg.	Result	Remark
1	Bluetooth-LE_GSKF	00	2372.47	40.90	54.00	-13.10	H	AVERAGE	Pass	Band Edge
	Bluetooth-LE_GSKF	00	4804.00	41.70	74.00	-32.30	H	Peak	Pass	Harmonic
2	Bluetooth-LE_GSKF	19	-	-	-	-	-	-	-	Band Edge
	Bluetooth-LE_GSKF	19	7320.00	45.37	74.00	-28.63	H	Peak	Pass	Harmonic
3	Bluetooth-LE_GSKF	39	2484.72	41.40	54.00	-12.60	V	AVERAGE	Pass	Band Edge
	Bluetooth-LE_GSKF	39	7440.00	44.22	74.00	-29.78	H	Peak	Pass	Harmonic
4	Bluetooth-LE_GSKF	00	2388.38	41.07	54.00	-12.93	V	AVERAGE	Pass	Band Edge
	Bluetooth-LE_GSKF	00	4804.00	42.40	74.00	-31.60	V	Peak	Pass	Harmonic
5	Bluetooth-LE_GSKF	19	-	-	-	-	-	-	-	Band Edge
	Bluetooth-LE_GSKF	19	7320.00	44.86	74.00	-29.14	H	Peak	Pass	Harmonic
6	Bluetooth-LE_GSKF	39	2483.52	44.19	54.00	-9.81	H	AVERAGE	Pass	Band Edge
	Bluetooth-LE_GSKF	39	7440.00	44.79	74.00	-29.21	V	Peak	Pass	Harmonic
7	Bluetooth-LE_GSKF	39	33.88	24.84	40	-15.16	V	Peak	Pass	LF



Mode	1																																																																									
	Band Edge																																																																									
	2400-2483.5_Bluetooth-LE_GSKF_CH00_2402MHz																																																																									
ANT	1																																																																									
Pol.	Horizontal	Fundamental																																																																								
Peak	<p style="text-align: right;">Date: 2023-09-28</p> <table border="1"> <thead> <tr> <th>Limit</th> <th>Read</th> <th>Ant</th> <th>Cable</th> <th>Preamp</th> <th>APos</th> <th>TPos</th> <th>Remark</th> </tr> <tr> <th>Freq</th> <th>Level</th> <th>Line</th> <th>Margin</th> <th>Level</th> <th>Factor</th> <th>Loss</th> <th>Factor</th> </tr> <tr> <th>MHz</th> <th>dBuV/m</th> <th>dBuV/m</th> <th>dB</th> <th>dBuV</th> <th>dB/m</th> <th>dB</th> <th>dB</th> </tr> </thead> <tbody> <tr> <td>1</td> <td>2371.18</td> <td>51.97</td> <td>74.00</td> <td>-22.03</td> <td>48.52</td> <td>32.35</td> <td>4.78</td> <td>33.68</td> <td>300</td> <td>66</td> <td>PEAK</td> </tr> </tbody> </table>	Limit	Read	Ant	Cable	Preamp	APos	TPos	Remark	Freq	Level	Line	Margin	Level	Factor	Loss	Factor	MHz	dBuV/m	dBuV/m	dB	dBuV	dB/m	dB	dB	1	2371.18	51.97	74.00	-22.03	48.52	32.35	4.78	33.68	300	66	PEAK	<p style="text-align: right;">Date: 2023-09-28</p> <table border="1"> <thead> <tr> <th>Limit</th> <th>Read</th> <th>Ant</th> <th>Cable</th> <th>Preamp</th> <th>APos</th> <th>TPos</th> <th>Remark</th> </tr> <tr> <th>Freq</th> <th>Level</th> <th>Line</th> <th>Margin</th> <th>Level</th> <th>Factor</th> <th>Loss</th> <th>Factor</th> </tr> <tr> <th>MHz</th> <th>dBuV/m</th> <th>dBuV/m</th> <th>dB</th> <th>dBuV</th> <th>dB/m</th> <th>dB</th> <th>dB</th> </tr> </thead> <tbody> <tr> <td>1</td> <td>2402.00</td> <td>100.19</td> <td>74.00</td> <td>-26.19</td> <td>96.68</td> <td>32.36</td> <td>4.81</td> <td>33.66</td> <td>300</td> <td>66</td> <td>PEAK_74</td> </tr> </tbody> </table>	Limit	Read	Ant	Cable	Preamp	APos	TPos	Remark	Freq	Level	Line	Margin	Level	Factor	Loss	Factor	MHz	dBuV/m	dBuV/m	dB	dBuV	dB/m	dB	dB	1	2402.00	100.19	74.00	-26.19	96.68	32.36	4.81	33.66	300	66	PEAK_74
	Limit	Read	Ant	Cable	Preamp	APos	TPos	Remark																																																																		
Freq	Level	Line	Margin	Level	Factor	Loss	Factor																																																																			
MHz	dBuV/m	dBuV/m	dB	dBuV	dB/m	dB	dB																																																																			
1	2371.18	51.97	74.00	-22.03	48.52	32.35	4.78	33.68	300	66	PEAK																																																															
Limit	Read	Ant	Cable	Preamp	APos	TPos	Remark																																																																			
Freq	Level	Line	Margin	Level	Factor	Loss	Factor																																																																			
MHz	dBuV/m	dBuV/m	dB	dBuV	dB/m	dB	dB																																																																			
1	2402.00	100.19	74.00	-26.19	96.68	32.36	4.81	33.66	300	66	PEAK_74																																																															
Avg	<p style="text-align: right;">Date: 2023-09-28</p> <table border="1"> <thead> <tr> <th>Limit</th> <th>Read</th> <th>Ant</th> <th>Cable</th> <th>Preamp</th> <th>APos</th> <th>TPos</th> <th>Remark</th> </tr> <tr> <th>Freq</th> <th>Level</th> <th>Line</th> <th>Margin</th> <th>Level</th> <th>Factor</th> <th>Loss</th> <th>Factor</th> </tr> <tr> <th>MHz</th> <th>dBuV/m</th> <th>dBuV/m</th> <th>dB</th> <th>dBuV</th> <th>dB/m</th> <th>dB</th> <th>dB</th> </tr> </thead> <tbody> <tr> <td>1</td> <td>2372.47</td> <td>40.90</td> <td>54.00</td> <td>-13.10</td> <td>37.45</td> <td>32.35</td> <td>4.78</td> <td>33.68</td> <td>300</td> <td>66</td> <td>AVERAGE</td> </tr> </tbody> </table>	Limit	Read	Ant	Cable	Preamp	APos	TPos	Remark	Freq	Level	Line	Margin	Level	Factor	Loss	Factor	MHz	dBuV/m	dBuV/m	dB	dBuV	dB/m	dB	dB	1	2372.47	40.90	54.00	-13.10	37.45	32.35	4.78	33.68	300	66	AVERAGE	<p style="text-align: right;">Date: 2023-09-28</p> <table border="1"> <thead> <tr> <th>Limit</th> <th>Read</th> <th>Ant</th> <th>Cable</th> <th>Preamp</th> <th>APos</th> <th>TPos</th> <th>Remark</th> </tr> <tr> <th>Freq</th> <th>Level</th> <th>Line</th> <th>Margin</th> <th>Level</th> <th>Factor</th> <th>Loss</th> <th>Factor</th> </tr> <tr> <th>MHz</th> <th>dBuV/m</th> <th>dBuV/m</th> <th>dB</th> <th>dBuV</th> <th>dB/m</th> <th>dB</th> <th>dB</th> </tr> </thead> <tbody> <tr> <td>1</td> <td>2402.00</td> <td>99.20</td> <td>74.00</td> <td>-25.20</td> <td>95.69</td> <td>32.36</td> <td>4.81</td> <td>33.66</td> <td>300</td> <td>66</td> <td>AVERAGE</td> </tr> </tbody> </table>	Limit	Read	Ant	Cable	Preamp	APos	TPos	Remark	Freq	Level	Line	Margin	Level	Factor	Loss	Factor	MHz	dBuV/m	dBuV/m	dB	dBuV	dB/m	dB	dB	1	2402.00	99.20	74.00	-25.20	95.69	32.36	4.81	33.66	300	66	AVERAGE
Limit	Read	Ant	Cable	Preamp	APos	TPos	Remark																																																																			
Freq	Level	Line	Margin	Level	Factor	Loss	Factor																																																																			
MHz	dBuV/m	dBuV/m	dB	dBuV	dB/m	dB	dB																																																																			
1	2372.47	40.90	54.00	-13.10	37.45	32.35	4.78	33.68	300	66	AVERAGE																																																															
Limit	Read	Ant	Cable	Preamp	APos	TPos	Remark																																																																			
Freq	Level	Line	Margin	Level	Factor	Loss	Factor																																																																			
MHz	dBuV/m	dBuV/m	dB	dBuV	dB/m	dB	dB																																																																			
1	2402.00	99.20	74.00	-25.20	95.69	32.36	4.81	33.66	300	66	AVERAGE																																																															



Mode	1																																																																																	
	Band Edge																																																																																	
	2400-2483.5_Bluetooth-LE_GSKF_CH00_2402MHz																																																																																	
ANT	1																																																																																	
Pol.	Vertical	Fundamental																																																																																
Peak	 <p>Date: 2023-09-28</p> <table border="1"> <thead> <tr> <th>Limit</th> <th>Read</th> <th>Ant</th> <th>Cable</th> <th>Preamp</th> <th>APos</th> <th>TPos</th> <th colspan="2">Remark</th> </tr> <tr> <th>Freq</th> <th>Level</th> <th>Line Margin</th> <th>Level</th> <th>Factor</th> <th>Loss Factor</th> <th></th> <th>cm</th> <th>deg</th> </tr> <tr> <th>MHz</th> <th>dBuV/m</th> <th>dBuV/m</th> <th>dB</th> <th>dBuV</th> <th>dB/m</th> <th>dB</th> <th>dB</th> <th>cm</th> <th>deg</th> </tr> </thead> <tbody> <tr> <td>1</td> <td>2314.97</td> <td>51.58</td> <td>74.00</td> <td>-22.42</td> <td>48.24</td> <td>32.33</td> <td>4.72</td> <td>33.71</td> <td>300</td> <td>116</td> <td>PEAK</td> </tr> </tbody> </table>	Limit	Read	Ant	Cable	Preamp	APos	TPos	Remark		Freq	Level	Line Margin	Level	Factor	Loss Factor		cm	deg	MHz	dBuV/m	dBuV/m	dB	dBuV	dB/m	dB	dB	cm	deg	1	2314.97	51.58	74.00	-22.42	48.24	32.33	4.72	33.71	300	116	PEAK	 <p>Date: 2023-09-28</p> <table border="1"> <thead> <tr> <th>Limit</th> <th>Read</th> <th>Ant</th> <th>Cable</th> <th>Preamp</th> <th>APos</th> <th>TPos</th> <th colspan="2">Remark</th> </tr> <tr> <th>Freq</th> <th>Level</th> <th>Line Margin</th> <th>Level</th> <th>Factor</th> <th>Loss Factor</th> <th></th> <th>cm</th> <th>deg</th> </tr> <tr> <th>MHz</th> <th>dBuV/m</th> <th>dBuV/m</th> <th>dB</th> <th>dBuV</th> <th>dB/m</th> <th>dB</th> <th>dB</th> <th>cm</th> <th>deg</th> </tr> </thead> <tbody> <tr> <td>1</td> <td>2402.00</td> <td>101.78</td> <td>-----</td> <td>-----</td> <td>98.27</td> <td>32.36</td> <td>4.81</td> <td>33.66</td> <td>300</td> <td>116</td> <td>PEAK</td> </tr> </tbody> </table>	Limit	Read	Ant	Cable	Preamp	APos	TPos	Remark		Freq	Level	Line Margin	Level	Factor	Loss Factor		cm	deg	MHz	dBuV/m	dBuV/m	dB	dBuV	dB/m	dB	dB	cm	deg	1	2402.00	101.78	-----	-----	98.27	32.36	4.81	33.66	300	116	PEAK
	Limit	Read	Ant	Cable	Preamp	APos	TPos	Remark																																																																										
Freq	Level	Line Margin	Level	Factor	Loss Factor		cm	deg																																																																										
MHz	dBuV/m	dBuV/m	dB	dBuV	dB/m	dB	dB	cm	deg																																																																									
1	2314.97	51.58	74.00	-22.42	48.24	32.33	4.72	33.71	300	116	PEAK																																																																							
Limit	Read	Ant	Cable	Preamp	APos	TPos	Remark																																																																											
Freq	Level	Line Margin	Level	Factor	Loss Factor		cm	deg																																																																										
MHz	dBuV/m	dBuV/m	dB	dBuV	dB/m	dB	dB	cm	deg																																																																									
1	2402.00	101.78	-----	-----	98.27	32.36	4.81	33.66	300	116	PEAK																																																																							
Avg	 <p>Date: 2023-09-28</p> <table border="1"> <thead> <tr> <th>Limit</th> <th>Read</th> <th>Ant</th> <th>Cable</th> <th>Preamp</th> <th>APos</th> <th>TPos</th> <th colspan="2">Remark</th> </tr> <tr> <th>Freq</th> <th>Level</th> <th>Line Margin</th> <th>Level</th> <th>Factor</th> <th>Loss Factor</th> <th></th> <th>cm</th> <th>deg</th> </tr> <tr> <th>MHz</th> <th>dBuV/m</th> <th>dBuV/m</th> <th>dB</th> <th>dBuV</th> <th>dB/m</th> <th>dB</th> <th>dB</th> <th>cm</th> <th>deg</th> </tr> </thead> <tbody> <tr> <td>1</td> <td>2375.14</td> <td>40.88</td> <td>54.00</td> <td>-13.12</td> <td>37.43</td> <td>32.35</td> <td>4.78</td> <td>33.68</td> <td>300</td> <td>116</td> <td>AVERAGE</td> </tr> </tbody> </table>	Limit	Read	Ant	Cable	Preamp	APos	TPos	Remark		Freq	Level	Line Margin	Level	Factor	Loss Factor		cm	deg	MHz	dBuV/m	dBuV/m	dB	dBuV	dB/m	dB	dB	cm	deg	1	2375.14	40.88	54.00	-13.12	37.43	32.35	4.78	33.68	300	116	AVERAGE	 <p>Date: 2023-09-28</p> <table border="1"> <thead> <tr> <th>Limit</th> <th>Read</th> <th>Ant</th> <th>Cable</th> <th>Preamp</th> <th>APos</th> <th>TPos</th> <th colspan="2">Remark</th> </tr> <tr> <th>Freq</th> <th>Level</th> <th>Line Margin</th> <th>Level</th> <th>Factor</th> <th>Loss Factor</th> <th></th> <th>cm</th> <th>deg</th> </tr> <tr> <th>MHz</th> <th>dBuV/m</th> <th>dBuV/m</th> <th>dB</th> <th>dBuV</th> <th>dB/m</th> <th>dB</th> <th>dB</th> <th>cm</th> <th>deg</th> </tr> </thead> <tbody> <tr> <td>1</td> <td>2402.00</td> <td>100.18</td> <td>-----</td> <td>-----</td> <td>96.67</td> <td>32.36</td> <td>4.81</td> <td>33.66</td> <td>300</td> <td>116</td> <td>AVERAGE</td> </tr> </tbody> </table>	Limit	Read	Ant	Cable	Preamp	APos	TPos	Remark		Freq	Level	Line Margin	Level	Factor	Loss Factor		cm	deg	MHz	dBuV/m	dBuV/m	dB	dBuV	dB/m	dB	dB	cm	deg	1	2402.00	100.18	-----	-----	96.67	32.36	4.81	33.66	300	116	AVERAGE
Limit	Read	Ant	Cable	Preamp	APos	TPos	Remark																																																																											
Freq	Level	Line Margin	Level	Factor	Loss Factor		cm	deg																																																																										
MHz	dBuV/m	dBuV/m	dB	dBuV	dB/m	dB	dB	cm	deg																																																																									
1	2375.14	40.88	54.00	-13.12	37.43	32.35	4.78	33.68	300	116	AVERAGE																																																																							
Limit	Read	Ant	Cable	Preamp	APos	TPos	Remark																																																																											
Freq	Level	Line Margin	Level	Factor	Loss Factor		cm	deg																																																																										
MHz	dBuV/m	dBuV/m	dB	dBuV	dB/m	dB	dB	cm	deg																																																																									
1	2402.00	100.18	-----	-----	96.67	32.36	4.81	33.66	300	116	AVERAGE																																																																							



Mode	1																																																
	Harmonic																																																
	2400-2483.5_Bluetooth-LE_GSKF_CH00_2402MHz																																																
ANT	1																																																
Pol.	Horizontal	Vertical																																															
Peak Avg																																																	
	<table border="1"> <thead> <tr> <th>Limit</th> <th>Read</th> <th>Ant</th> <th>Cable</th> <th>Preamp</th> <th>APos</th> <th>TPos</th> <th></th> </tr> <tr> <th>Freq</th> <th>Level</th> <th>Line Margin</th> <th>Level Factor</th> <th>Loss Factor</th> <th>dB</th> <th>dB</th> <th>cm deg</th> </tr> </thead> <tbody> <tr> <td>1</td> <td>4804.00</td> <td>41.70</td> <td>74.00</td> <td>-32.30</td> <td>57.01</td> <td>34.42</td> <td>7.74 57.47 -- -- Peak</td> </tr> </tbody> </table>	Limit	Read	Ant	Cable	Preamp	APos	TPos		Freq	Level	Line Margin	Level Factor	Loss Factor	dB	dB	cm deg	1	4804.00	41.70	74.00	-32.30	57.01	34.42	7.74 57.47 -- -- Peak	<table border="1"> <thead> <tr> <th>Limit</th> <th>Read</th> <th>Ant</th> <th>Cable</th> <th>Preamp</th> <th>APos</th> <th>TPos</th> <th></th> </tr> <tr> <th>Freq</th> <th>Level</th> <th>Line Margin</th> <th>Level Factor</th> <th>Loss Factor</th> <th>dB</th> <th>dB</th> <th>cm deg</th> </tr> </thead> <tbody> <tr> <td>1</td> <td>4804.00</td> <td>41.23</td> <td>74.00</td> <td>-32.77</td> <td>56.54</td> <td>34.42</td> <td>7.74 57.47 -- -- Peak</td> </tr> </tbody> </table>	Limit	Read	Ant	Cable	Preamp	APos	TPos		Freq	Level	Line Margin	Level Factor	Loss Factor	dB	dB	cm deg	1	4804.00	41.23	74.00	-32.77	56.54	34.42
Limit	Read	Ant	Cable	Preamp	APos	TPos																																											
Freq	Level	Line Margin	Level Factor	Loss Factor	dB	dB	cm deg																																										
1	4804.00	41.70	74.00	-32.30	57.01	34.42	7.74 57.47 -- -- Peak																																										
Limit	Read	Ant	Cable	Preamp	APos	TPos																																											
Freq	Level	Line Margin	Level Factor	Loss Factor	dB	dB	cm deg																																										
1	4804.00	41.23	74.00	-32.77	56.54	34.42	7.74 57.47 -- -- Peak																																										



Mode	2																																																																																																	
	Harmonic																																																																																																	
	2400-2483.5_Bluetooth-LE_GSKF_CH19_2440MHz																																																																																																	
ANT	1																																																																																																	
Pol.	Horizontal	Vertical																																																																																																
Peak Avg	<table border="1"> <thead> <tr> <th>Limit</th> <th>Read</th> <th>Ant</th> <th>Cable</th> <th>Preamp</th> <th>Apos</th> <th>TPos</th> <th>Remark</th> </tr> <tr> <th>Freq</th> <th>Level</th> <th>Line Margin</th> <th>Level Factor</th> <th>Loss Factor</th> <th></th> <th></th> <th></th> </tr> <tr> <th>MHz</th> <th>dBuV/m</th> <th>dBuV/m</th> <th>dB</th> <th>dBuV</th> <th>dB/m</th> <th>dB</th> <th>dB</th> </tr> </thead> <tbody> <tr> <td>1</td> <td>4880.00</td> <td>41.31</td> <td>74.00</td> <td>-32.69</td> <td>56.69</td> <td>34.37</td> <td>7.77</td> <td>57.52</td> <td>--</td> <td>--</td> <td>Peak</td> </tr> <tr> <td>2</td> <td>7320.00</td> <td>45.37</td> <td>74.00</td> <td>-28.63</td> <td>59.30</td> <td>36.04</td> <td>8.96</td> <td>58.93</td> <td>--</td> <td>--</td> <td>Peak</td> </tr> </tbody> </table>	Limit	Read	Ant	Cable	Preamp	Apos	TPos	Remark	Freq	Level	Line Margin	Level Factor	Loss Factor				MHz	dBuV/m	dBuV/m	dB	dBuV	dB/m	dB	dB	1	4880.00	41.31	74.00	-32.69	56.69	34.37	7.77	57.52	--	--	Peak	2	7320.00	45.37	74.00	-28.63	59.30	36.04	8.96	58.93	--	--	Peak	<table border="1"> <thead> <tr> <th>Limit</th> <th>Read</th> <th>Ant</th> <th>Cable</th> <th>Preamp</th> <th>Apos</th> <th>TPos</th> <th>Remark</th> </tr> <tr> <th>Freq</th> <th>Level</th> <th>Line Margin</th> <th>Level Factor</th> <th>Loss Factor</th> <th></th> <th></th> <th></th> </tr> <tr> <th>MHz</th> <th>dBuV/m</th> <th>dBuV/m</th> <th>dB</th> <th>dBuV</th> <th>dB/m</th> <th>dB</th> <th>dB</th> </tr> </thead> <tbody> <tr> <td>1</td> <td>4880.00</td> <td>41.27</td> <td>74.00</td> <td>-32.73</td> <td>56.65</td> <td>34.37</td> <td>7.77</td> <td>57.52</td> <td>--</td> <td>--</td> <td>Peak</td> </tr> <tr> <td>2</td> <td>7320.00</td> <td>44.28</td> <td>74.00</td> <td>-29.72</td> <td>58.21</td> <td>36.04</td> <td>8.96</td> <td>58.93</td> <td>--</td> <td>--</td> <td>Peak</td> </tr> </tbody> </table>	Limit	Read	Ant	Cable	Preamp	Apos	TPos	Remark	Freq	Level	Line Margin	Level Factor	Loss Factor				MHz	dBuV/m	dBuV/m	dB	dBuV	dB/m	dB	dB	1	4880.00	41.27	74.00	-32.73	56.65	34.37	7.77	57.52	--	--	Peak	2	7320.00	44.28	74.00	-29.72	58.21	36.04	8.96	58.93	--	--	Peak
	Limit	Read	Ant	Cable	Preamp	Apos	TPos	Remark																																																																																										
Freq	Level	Line Margin	Level Factor	Loss Factor																																																																																														
MHz	dBuV/m	dBuV/m	dB	dBuV	dB/m	dB	dB																																																																																											
1	4880.00	41.31	74.00	-32.69	56.69	34.37	7.77	57.52	--	--	Peak																																																																																							
2	7320.00	45.37	74.00	-28.63	59.30	36.04	8.96	58.93	--	--	Peak																																																																																							
Limit	Read	Ant	Cable	Preamp	Apos	TPos	Remark																																																																																											
Freq	Level	Line Margin	Level Factor	Loss Factor																																																																																														
MHz	dBuV/m	dBuV/m	dB	dBuV	dB/m	dB	dB																																																																																											
1	4880.00	41.27	74.00	-32.73	56.65	34.37	7.77	57.52	--	--	Peak																																																																																							
2	7320.00	44.28	74.00	-29.72	58.21	36.04	8.96	58.93	--	--	Peak																																																																																							



Mode	3																																																																		
	Band Edge																																																																		
	2400-2483.5_Bluetooth-LE_GSKF_CH39_2480MHz																																																																		
ANT	1																																																																		
Pol.	Horizontal	Fundamental																																																																	
Peak	<table border="1"> <thead> <tr> <th>Limit</th> <th>Read</th> <th>Ant</th> <th>Cable</th> <th>Preamp</th> <th>APos</th> <th>TPos</th> </tr> <tr> <th>Freq</th> <th>Level</th> <th>Line</th> <th>Margin</th> <th>Level</th> <th>Factor</th> <th>Loss</th> <th>Factor</th> <th>dB</th> <th>dB</th> <th>cm</th> <th>deg</th> <th>Remark</th> </tr> </thead> <tbody> <tr> <td>1</td> <td>2493.72</td> <td>52.40</td> <td>74.00</td> <td>-21.60</td> <td>48.68</td> <td>32.40</td> <td>4.93</td> <td>33.61</td> <td>400</td> <td>3</td> <td>PEAK</td> <td></td> </tr> </tbody> </table>	Limit	Read	Ant	Cable	Preamp	APos	TPos	Freq	Level	Line	Margin	Level	Factor	Loss	Factor	dB	dB	cm	deg	Remark	1	2493.72	52.40	74.00	-21.60	48.68	32.40	4.93	33.61	400	3	PEAK		<table border="1"> <thead> <tr> <th>Limit</th> <th>Read</th> <th>Ant</th> <th>Cable</th> <th>Preamp</th> <th>APos</th> <th>TPos</th> </tr> <tr> <th>Freq</th> <th>Level</th> <th>Line</th> <th>Margin</th> <th>Level</th> <th>Factor</th> <th>Loss</th> <th>Factor</th> <th>dB</th> <th>dB</th> <th>cm</th> <th>deg</th> <th>Remark</th> </tr> </thead> <tbody> <tr> <td>1</td> <td>2480.00</td> <td>100.24</td> <td>-----</td> <td>96.54</td> <td>32.39</td> <td>4.92</td> <td>33.61</td> <td>400</td> <td>3</td> <td>PEAK</td> <td></td> </tr> </tbody> </table>	Limit	Read	Ant	Cable	Preamp	APos	TPos	Freq	Level	Line	Margin	Level	Factor	Loss	Factor	dB	dB	cm	deg	Remark	1	2480.00	100.24	-----	96.54	32.39	4.92	33.61	400	3	PEAK	
	Limit	Read	Ant	Cable	Preamp	APos	TPos																																																												
Freq	Level	Line	Margin	Level	Factor	Loss	Factor	dB	dB	cm	deg	Remark																																																							
1	2493.72	52.40	74.00	-21.60	48.68	32.40	4.93	33.61	400	3	PEAK																																																								
Limit	Read	Ant	Cable	Preamp	APos	TPos																																																													
Freq	Level	Line	Margin	Level	Factor	Loss	Factor	dB	dB	cm	deg	Remark																																																							
1	2480.00	100.24	-----	96.54	32.39	4.92	33.61	400	3	PEAK																																																									
Avg	<table border="1"> <thead> <tr> <th>Limit</th> <th>Read</th> <th>Ant</th> <th>Cable</th> <th>Preamp</th> <th>APos</th> <th>TPos</th> </tr> <tr> <th>Freq</th> <th>Level</th> <th>Line</th> <th>Margin</th> <th>Level</th> <th>Factor</th> <th>Loss</th> <th>Factor</th> <th>dB</th> <th>dB</th> <th>cm</th> <th>deg</th> <th>Remark</th> </tr> </thead> <tbody> <tr> <td>1</td> <td>2492.40</td> <td>41.18</td> <td>54.00</td> <td>-12.82</td> <td>37.46</td> <td>32.40</td> <td>4.93</td> <td>33.61</td> <td>400</td> <td>3</td> <td>AVERAGE</td> <td></td> </tr> </tbody> </table>	Limit	Read	Ant	Cable	Preamp	APos	TPos	Freq	Level	Line	Margin	Level	Factor	Loss	Factor	dB	dB	cm	deg	Remark	1	2492.40	41.18	54.00	-12.82	37.46	32.40	4.93	33.61	400	3	AVERAGE		<table border="1"> <thead> <tr> <th>Limit</th> <th>Read</th> <th>Ant</th> <th>Cable</th> <th>Preamp</th> <th>APos</th> <th>TPos</th> </tr> <tr> <th>Freq</th> <th>Level</th> <th>Line</th> <th>Margin</th> <th>Level</th> <th>Factor</th> <th>Loss</th> <th>Factor</th> <th>dB</th> <th>dB</th> <th>cm</th> <th>deg</th> <th>Remark</th> </tr> </thead> <tbody> <tr> <td>1</td> <td>2480.00</td> <td>99.18</td> <td>-----</td> <td>95.48</td> <td>32.39</td> <td>4.92</td> <td>33.61</td> <td>400</td> <td>3</td> <td>AVERAGE</td> <td></td> </tr> </tbody> </table>	Limit	Read	Ant	Cable	Preamp	APos	TPos	Freq	Level	Line	Margin	Level	Factor	Loss	Factor	dB	dB	cm	deg	Remark	1	2480.00	99.18	-----	95.48	32.39	4.92	33.61	400	3	AVERAGE	
Limit	Read	Ant	Cable	Preamp	APos	TPos																																																													
Freq	Level	Line	Margin	Level	Factor	Loss	Factor	dB	dB	cm	deg	Remark																																																							
1	2492.40	41.18	54.00	-12.82	37.46	32.40	4.93	33.61	400	3	AVERAGE																																																								
Limit	Read	Ant	Cable	Preamp	APos	TPos																																																													
Freq	Level	Line	Margin	Level	Factor	Loss	Factor	dB	dB	cm	deg	Remark																																																							
1	2480.00	99.18	-----	95.48	32.39	4.92	33.61	400	3	AVERAGE																																																									



Mode	3																																																																																	
	Band Edge																																																																																	
	2400-2483.5_Bluetooth-LE_GSKF_CH39_2480MHz																																																																																	
ANT	1																																																																																	
Pol.	Vertical	Fundamental																																																																																
Peak	<p style="text-align: right;">Date: 2023-09-28</p> <table border="1"> <thead> <tr> <th>Limit</th> <th>Read</th> <th>Ant</th> <th>Cable</th> <th>Preamp</th> <th>APos</th> <th>TPos</th> </tr> <tr> <th>Freq</th> <th>Level</th> <th>Line</th> <th>Margin</th> <th>Level</th> <th>Factor</th> <th>Loss</th> <th>Factor</th> <th>cm</th> <th>deg</th> <th>Remark</th> </tr> <tr> <th>MHz</th> <th>dBuV/m</th> <th>dBuV/m</th> <th>dB</th> <th>dBuV</th> <th>dB/m</th> <th>dB</th> <th>dB</th> <th>cm</th> <th>deg</th> <th></th> </tr> </thead> <tbody> <tr> <td>1</td> <td>2499.50</td> <td>51.79</td> <td>74.00</td> <td>-22.21</td> <td>48.04</td> <td>32.41</td> <td>4.94</td> <td>33.60</td> <td>159</td> <td>360 PEAK</td> </tr> </tbody> </table>	Limit	Read	Ant	Cable	Preamp	APos	TPos	Freq	Level	Line	Margin	Level	Factor	Loss	Factor	cm	deg	Remark	MHz	dBuV/m	dBuV/m	dB	dBuV	dB/m	dB	dB	cm	deg		1	2499.50	51.79	74.00	-22.21	48.04	32.41	4.94	33.60	159	360 PEAK	<p style="text-align: right;">Date: 2023-09-28</p> <table border="1"> <thead> <tr> <th>Limit</th> <th>Read</th> <th>Ant</th> <th>Cable</th> <th>Preamp</th> <th>APos</th> <th>TPos</th> </tr> <tr> <th>Freq</th> <th>Level</th> <th>Line</th> <th>Margin</th> <th>Level</th> <th>Factor</th> <th>Loss</th> <th>Factor</th> <th>cm</th> <th>deg</th> <th>Remark</th> </tr> <tr> <th>MHz</th> <th>dBuV/m</th> <th>dBuV/m</th> <th>dB</th> <th>dBuV</th> <th>dB/m</th> <th>dB</th> <th>dB</th> <th>cm</th> <th>deg</th> <th></th> </tr> </thead> <tbody> <tr> <td>1</td> <td>2480.00</td> <td>103.12</td> <td>74.00</td> <td>29.12</td> <td>99.42</td> <td>32.39</td> <td>4.92</td> <td>33.61</td> <td>159</td> <td>360 PEAK</td> </tr> </tbody> </table>	Limit	Read	Ant	Cable	Preamp	APos	TPos	Freq	Level	Line	Margin	Level	Factor	Loss	Factor	cm	deg	Remark	MHz	dBuV/m	dBuV/m	dB	dBuV	dB/m	dB	dB	cm	deg		1	2480.00	103.12	74.00	29.12	99.42	32.39	4.92	33.61	159	360 PEAK
	Limit	Read	Ant	Cable	Preamp	APos	TPos																																																																											
Freq	Level	Line	Margin	Level	Factor	Loss	Factor	cm	deg	Remark																																																																								
MHz	dBuV/m	dBuV/m	dB	dBuV	dB/m	dB	dB	cm	deg																																																																									
1	2499.50	51.79	74.00	-22.21	48.04	32.41	4.94	33.60	159	360 PEAK																																																																								
Limit	Read	Ant	Cable	Preamp	APos	TPos																																																																												
Freq	Level	Line	Margin	Level	Factor	Loss	Factor	cm	deg	Remark																																																																								
MHz	dBuV/m	dBuV/m	dB	dBuV	dB/m	dB	dB	cm	deg																																																																									
1	2480.00	103.12	74.00	29.12	99.42	32.39	4.92	33.61	159	360 PEAK																																																																								
Avg	<p style="text-align: right;">Date: 2023-09-28</p> <table border="1"> <thead> <tr> <th>Limit</th> <th>Read</th> <th>Ant</th> <th>Cable</th> <th>Preamp</th> <th>APos</th> <th>TPos</th> </tr> <tr> <th>Freq</th> <th>Level</th> <th>Line</th> <th>Margin</th> <th>Level</th> <th>Factor</th> <th>Loss</th> <th>Factor</th> <th>cm</th> <th>deg</th> <th>Remark</th> </tr> <tr> <th>MHz</th> <th>dBuV/m</th> <th>dBuV/m</th> <th>dB</th> <th>dBuV</th> <th>dB/m</th> <th>dB</th> <th>dB</th> <th>cm</th> <th>deg</th> <th></th> </tr> </thead> <tbody> <tr> <td>1</td> <td>2484.72</td> <td>41.40</td> <td>54.00</td> <td>-12.60</td> <td>37.69</td> <td>32.40</td> <td>4.92</td> <td>33.61</td> <td>159</td> <td>360 AVERAGE</td> </tr> </tbody> </table>	Limit	Read	Ant	Cable	Preamp	APos	TPos	Freq	Level	Line	Margin	Level	Factor	Loss	Factor	cm	deg	Remark	MHz	dBuV/m	dBuV/m	dB	dBuV	dB/m	dB	dB	cm	deg		1	2484.72	41.40	54.00	-12.60	37.69	32.40	4.92	33.61	159	360 AVERAGE	<p style="text-align: right;">Date: 2023-09-28</p> <table border="1"> <thead> <tr> <th>Limit</th> <th>Read</th> <th>Ant</th> <th>Cable</th> <th>Preamp</th> <th>APos</th> <th>TPos</th> </tr> <tr> <th>Freq</th> <th>Level</th> <th>Line</th> <th>Margin</th> <th>Level</th> <th>Factor</th> <th>Loss</th> <th>Factor</th> <th>cm</th> <th>deg</th> <th>Remark</th> </tr> <tr> <th>MHz</th> <th>dBuV/m</th> <th>dBuV/m</th> <th>dB</th> <th>dBuV</th> <th>dB/m</th> <th>dB</th> <th>dB</th> <th>cm</th> <th>deg</th> <th></th> </tr> </thead> <tbody> <tr> <td>1</td> <td>2480.00</td> <td>102.06</td> <td>54.00</td> <td>48.06</td> <td>98.36</td> <td>32.39</td> <td>4.92</td> <td>33.61</td> <td>159</td> <td>360 AVERAGE</td> </tr> </tbody> </table>	Limit	Read	Ant	Cable	Preamp	APos	TPos	Freq	Level	Line	Margin	Level	Factor	Loss	Factor	cm	deg	Remark	MHz	dBuV/m	dBuV/m	dB	dBuV	dB/m	dB	dB	cm	deg		1	2480.00	102.06	54.00	48.06	98.36	32.39	4.92	33.61	159	360 AVERAGE
Limit	Read	Ant	Cable	Preamp	APos	TPos																																																																												
Freq	Level	Line	Margin	Level	Factor	Loss	Factor	cm	deg	Remark																																																																								
MHz	dBuV/m	dBuV/m	dB	dBuV	dB/m	dB	dB	cm	deg																																																																									
1	2484.72	41.40	54.00	-12.60	37.69	32.40	4.92	33.61	159	360 AVERAGE																																																																								
Limit	Read	Ant	Cable	Preamp	APos	TPos																																																																												
Freq	Level	Line	Margin	Level	Factor	Loss	Factor	cm	deg	Remark																																																																								
MHz	dBuV/m	dBuV/m	dB	dBuV	dB/m	dB	dB	cm	deg																																																																									
1	2480.00	102.06	54.00	48.06	98.36	32.39	4.92	33.61	159	360 AVERAGE																																																																								

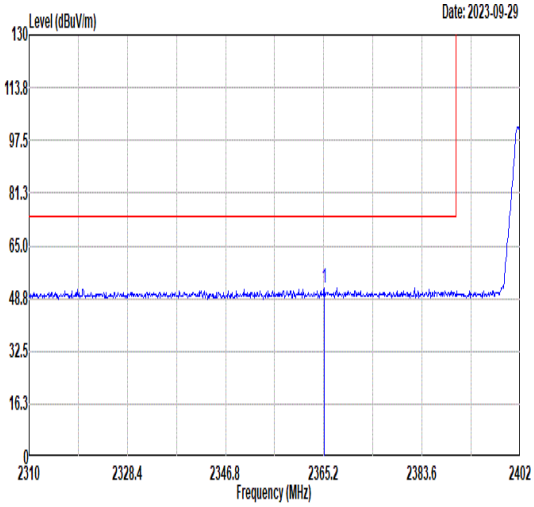
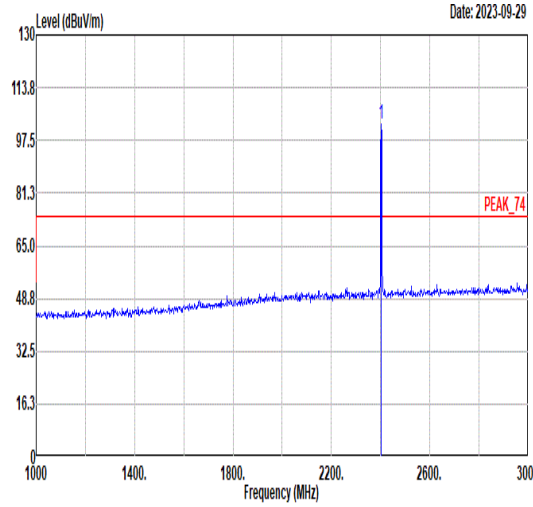
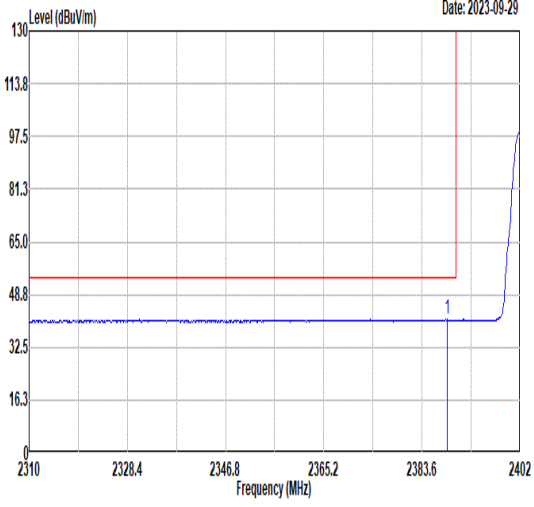
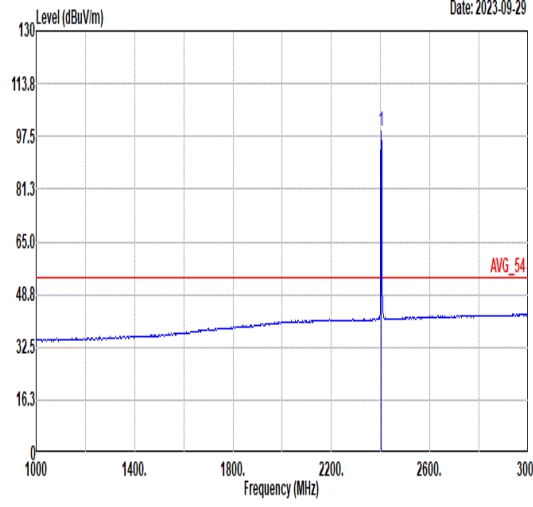


Mode	3																																																																																																	
	Harmonic																																																																																																	
	2400-2483.5_Bluetooth-LE_GSKF_CH39_2480MHz																																																																																																	
ANT	1																																																																																																	
Pol.	Horizontal	Vertical																																																																																																
Peak Avg	<p>Date: 2023-09-30</p> <table border="1"> <thead> <tr> <th>Limit</th> <th>Read</th> <th>Ant</th> <th>Cable</th> <th>Preamp</th> <th>Apos</th> <th>TPos</th> <th>Remark</th> </tr> <tr> <th>Freq</th> <th>Level</th> <th>Line Margin</th> <th>Level Factor</th> <th>Loss Factor</th> <th></th> <th></th> <th></th> </tr> <tr> <th>MHz</th> <th>dBuV/m</th> <th>dBuV/m</th> <th>dB</th> <th>dBuV</th> <th>dB/m</th> <th>dB</th> <th>dB</th> </tr> </thead> <tbody> <tr> <td>1</td> <td>4960.00</td> <td>41.25</td> <td>74.00</td> <td>-32.75</td> <td>56.70</td> <td>34.32</td> <td>7.81</td> <td>57.58</td> <td>--</td> <td>--</td> <td>Peak</td> </tr> <tr> <td>2</td> <td>7440.00</td> <td>44.22</td> <td>74.00</td> <td>-29.78</td> <td>58.07</td> <td>35.94</td> <td>9.19</td> <td>58.98</td> <td>--</td> <td>--</td> <td>Peak</td> </tr> </tbody> </table>	Limit	Read	Ant	Cable	Preamp	Apos	TPos	Remark	Freq	Level	Line Margin	Level Factor	Loss Factor				MHz	dBuV/m	dBuV/m	dB	dBuV	dB/m	dB	dB	1	4960.00	41.25	74.00	-32.75	56.70	34.32	7.81	57.58	--	--	Peak	2	7440.00	44.22	74.00	-29.78	58.07	35.94	9.19	58.98	--	--	Peak	<p>Date: 2023-09-30</p> <table border="1"> <thead> <tr> <th>Limit</th> <th>Read</th> <th>Ant</th> <th>Cable</th> <th>Preamp</th> <th>Apos</th> <th>TPos</th> <th>Remark</th> </tr> <tr> <th>Freq</th> <th>Level</th> <th>Line Margin</th> <th>Level Factor</th> <th>Loss Factor</th> <th></th> <th></th> <th></th> </tr> <tr> <th>MHz</th> <th>dBuV/m</th> <th>dBuV/m</th> <th>dB</th> <th>dBuV</th> <th>dB/m</th> <th>dB</th> <th>dB</th> </tr> </thead> <tbody> <tr> <td>1</td> <td>4960.00</td> <td>40.82</td> <td>74.00</td> <td>-33.18</td> <td>56.27</td> <td>34.32</td> <td>7.81</td> <td>57.58</td> <td>--</td> <td>--</td> <td>Peak</td> </tr> <tr> <td>2</td> <td>7440.00</td> <td>43.84</td> <td>74.00</td> <td>-30.16</td> <td>57.69</td> <td>35.94</td> <td>9.19</td> <td>58.98</td> <td>--</td> <td>--</td> <td>Peak</td> </tr> </tbody> </table>	Limit	Read	Ant	Cable	Preamp	Apos	TPos	Remark	Freq	Level	Line Margin	Level Factor	Loss Factor				MHz	dBuV/m	dBuV/m	dB	dBuV	dB/m	dB	dB	1	4960.00	40.82	74.00	-33.18	56.27	34.32	7.81	57.58	--	--	Peak	2	7440.00	43.84	74.00	-30.16	57.69	35.94	9.19	58.98	--	--	Peak
	Limit	Read	Ant	Cable	Preamp	Apos	TPos	Remark																																																																																										
Freq	Level	Line Margin	Level Factor	Loss Factor																																																																																														
MHz	dBuV/m	dBuV/m	dB	dBuV	dB/m	dB	dB																																																																																											
1	4960.00	41.25	74.00	-32.75	56.70	34.32	7.81	57.58	--	--	Peak																																																																																							
2	7440.00	44.22	74.00	-29.78	58.07	35.94	9.19	58.98	--	--	Peak																																																																																							
Limit	Read	Ant	Cable	Preamp	Apos	TPos	Remark																																																																																											
Freq	Level	Line Margin	Level Factor	Loss Factor																																																																																														
MHz	dBuV/m	dBuV/m	dB	dBuV	dB/m	dB	dB																																																																																											
1	4960.00	40.82	74.00	-33.18	56.27	34.32	7.81	57.58	--	--	Peak																																																																																							
2	7440.00	43.84	74.00	-30.16	57.69	35.94	9.19	58.98	--	--	Peak																																																																																							



Mode	4																																																																																	
	Band Edge																																																																																	
	2400-2483.5_Bluetooth-LE_GSKF_CH00_2402MHz																																																																																	
ANT	1																																																																																	
Pol.	Horizontal	Fundamental																																																																																
Peak	<table border="1"> <thead> <tr> <th>Limit</th> <th>Read</th> <th>Ant</th> <th>Cable</th> <th>Preamp</th> <th>APos</th> <th>TPos</th> <th colspan="2">Remark</th> </tr> <tr> <th>Freq</th> <th>Level</th> <th>Line Margin</th> <th>Level</th> <th>Factor</th> <th>Loss Factor</th> <th></th> <th>cm</th> <th>deg</th> </tr> <tr> <th>MHz</th> <th>dBuV/m</th> <th>dBuV/m</th> <th>dB</th> <th>dBuV</th> <th>dB/m</th> <th>dB</th> <th>dB</th> <th>cm</th> <th>deg</th> </tr> </thead> <tbody> <tr> <td>1</td> <td>2355.26</td> <td>51.84</td> <td>74.00</td> <td>-22.16</td> <td>48.43</td> <td>32.34</td> <td>4.76</td> <td>33.69</td> <td>251</td> <td>360</td> <td>PEAK</td> </tr> </tbody> </table>	Limit	Read	Ant	Cable	Preamp	APos	TPos	Remark		Freq	Level	Line Margin	Level	Factor	Loss Factor		cm	deg	MHz	dBuV/m	dBuV/m	dB	dBuV	dB/m	dB	dB	cm	deg	1	2355.26	51.84	74.00	-22.16	48.43	32.34	4.76	33.69	251	360	PEAK	<table border="1"> <thead> <tr> <th>Limit</th> <th>Read</th> <th>Ant</th> <th>Cable</th> <th>Preamp</th> <th>APos</th> <th>TPos</th> <th colspan="2">Remark</th> </tr> <tr> <th>Freq</th> <th>Level</th> <th>Line Margin</th> <th>Level</th> <th>Factor</th> <th>Loss Factor</th> <th></th> <th>cm</th> <th>deg</th> </tr> <tr> <th>MHz</th> <th>dBuV/m</th> <th>dBuV/m</th> <th>dB</th> <th>dBuV</th> <th>dB/m</th> <th>dB</th> <th>dB</th> <th>cm</th> <th>deg</th> </tr> </thead> <tbody> <tr> <td>1</td> <td>2402.00</td> <td>90.72</td> <td>-----</td> <td>-----</td> <td>87.21</td> <td>32.36</td> <td>4.81</td> <td>33.66</td> <td>251</td> <td>360</td> <td>PEAK</td> </tr> </tbody> </table>	Limit	Read	Ant	Cable	Preamp	APos	TPos	Remark		Freq	Level	Line Margin	Level	Factor	Loss Factor		cm	deg	MHz	dBuV/m	dBuV/m	dB	dBuV	dB/m	dB	dB	cm	deg	1	2402.00	90.72	-----	-----	87.21	32.36	4.81	33.66	251	360	PEAK
	Limit	Read	Ant	Cable	Preamp	APos	TPos	Remark																																																																										
Freq	Level	Line Margin	Level	Factor	Loss Factor		cm	deg																																																																										
MHz	dBuV/m	dBuV/m	dB	dBuV	dB/m	dB	dB	cm	deg																																																																									
1	2355.26	51.84	74.00	-22.16	48.43	32.34	4.76	33.69	251	360	PEAK																																																																							
Limit	Read	Ant	Cable	Preamp	APos	TPos	Remark																																																																											
Freq	Level	Line Margin	Level	Factor	Loss Factor		cm	deg																																																																										
MHz	dBuV/m	dBuV/m	dB	dBuV	dB/m	dB	dB	cm	deg																																																																									
1	2402.00	90.72	-----	-----	87.21	32.36	4.81	33.66	251	360	PEAK																																																																							
Avg	<table border="1"> <thead> <tr> <th>Limit</th> <th>Read</th> <th>Ant</th> <th>Cable</th> <th>Preamp</th> <th>APos</th> <th>TPos</th> <th colspan="2">Remark</th> </tr> <tr> <th>Freq</th> <th>Level</th> <th>Line Margin</th> <th>Level</th> <th>Factor</th> <th>Loss Factor</th> <th></th> <th>cm</th> <th>deg</th> </tr> <tr> <th>MHz</th> <th>dBuV/m</th> <th>dBuV/m</th> <th>dB</th> <th>dBuV</th> <th>dB/m</th> <th>dB</th> <th>dB</th> <th>cm</th> <th>deg</th> </tr> </thead> <tbody> <tr> <td>1</td> <td>2389.40</td> <td>40.97</td> <td>54.00</td> <td>-13.03</td> <td>37.48</td> <td>32.36</td> <td>4.80</td> <td>33.67</td> <td>251</td> <td>360</td> <td>AVERAGE</td> </tr> </tbody> </table>	Limit	Read	Ant	Cable	Preamp	APos	TPos	Remark		Freq	Level	Line Margin	Level	Factor	Loss Factor		cm	deg	MHz	dBuV/m	dBuV/m	dB	dBuV	dB/m	dB	dB	cm	deg	1	2389.40	40.97	54.00	-13.03	37.48	32.36	4.80	33.67	251	360	AVERAGE	<table border="1"> <thead> <tr> <th>Limit</th> <th>Read</th> <th>Ant</th> <th>Cable</th> <th>Preamp</th> <th>APos</th> <th>TPos</th> <th colspan="2">Remark</th> </tr> <tr> <th>Freq</th> <th>Level</th> <th>Line Margin</th> <th>Level</th> <th>Factor</th> <th>Loss Factor</th> <th></th> <th>cm</th> <th>deg</th> </tr> <tr> <th>MHz</th> <th>dBuV/m</th> <th>dBuV/m</th> <th>dB</th> <th>dBuV</th> <th>dB/m</th> <th>dB</th> <th>dB</th> <th>cm</th> <th>deg</th> </tr> </thead> <tbody> <tr> <td>1</td> <td>2402.00</td> <td>88.25</td> <td>-----</td> <td>-----</td> <td>84.74</td> <td>32.36</td> <td>4.81</td> <td>33.66</td> <td>251</td> <td>360</td> <td>AVERAGE</td> </tr> </tbody> </table>	Limit	Read	Ant	Cable	Preamp	APos	TPos	Remark		Freq	Level	Line Margin	Level	Factor	Loss Factor		cm	deg	MHz	dBuV/m	dBuV/m	dB	dBuV	dB/m	dB	dB	cm	deg	1	2402.00	88.25	-----	-----	84.74	32.36	4.81	33.66	251	360	AVERAGE
Limit	Read	Ant	Cable	Preamp	APos	TPos	Remark																																																																											
Freq	Level	Line Margin	Level	Factor	Loss Factor		cm	deg																																																																										
MHz	dBuV/m	dBuV/m	dB	dBuV	dB/m	dB	dB	cm	deg																																																																									
1	2389.40	40.97	54.00	-13.03	37.48	32.36	4.80	33.67	251	360	AVERAGE																																																																							
Limit	Read	Ant	Cable	Preamp	APos	TPos	Remark																																																																											
Freq	Level	Line Margin	Level	Factor	Loss Factor		cm	deg																																																																										
MHz	dBuV/m	dBuV/m	dB	dBuV	dB/m	dB	dB	cm	deg																																																																									
1	2402.00	88.25	-----	-----	84.74	32.36	4.81	33.66	251	360	AVERAGE																																																																							



Mode	4																																																																													
	Band Edge																																																																													
	2400-2483.5_Bluetooth-LE_GSKF_CH00_2402MHz																																																																													
ANT	1																																																																													
Pol.	Vertical	Fundamental																																																																												
Peak	 <p>Date: 2023-09-29</p> <table border="1"> <thead> <tr> <th>Limit</th> <th>Read</th> <th>Ant</th> <th>Cable</th> <th>Preamp</th> <th>APos</th> <th>TPos</th> <th colspan="2">Remark</th> </tr> <tr> <th>Freq</th> <th>Level</th> <th>Line Margin</th> <th>Level</th> <th>Factor</th> <th>Loss Factor</th> <th></th> <th>cm</th> <th>deg</th> </tr> <tr> <th>MHz</th> <th>dBuV/m</th> <th>dBuV/m</th> <th>dB</th> <th>dBuV</th> <th>dB/m</th> <th>dB</th> <th>cm</th> <th>deg</th> </tr> </thead> <tbody> <tr> <td>1</td> <td>2365.29</td> <td>52.18</td> <td>74.00</td> <td>-21.82</td> <td>48.74</td> <td>32.35</td> <td>4.77</td> <td>33.68</td> <td>144</td> <td>0 PEAK</td> </tr> </tbody> </table>	Limit	Read	Ant	Cable	Preamp	APos	TPos	Remark		Freq	Level	Line Margin	Level	Factor	Loss Factor		cm	deg	MHz	dBuV/m	dBuV/m	dB	dBuV	dB/m	dB	cm	deg	1	2365.29	52.18	74.00	-21.82	48.74	32.35	4.77	33.68	144	0 PEAK	 <p>Date: 2023-09-29</p> <table border="1"> <thead> <tr> <th>Limit</th> <th>Read</th> <th>Ant</th> <th>Cable</th> <th>Preamp</th> <th>APos</th> <th>TPos</th> <th colspan="2">Remark</th> </tr> <tr> <th>Freq</th> <th>Level</th> <th>Line Margin</th> <th>Level</th> <th>Factor</th> <th>Loss Factor</th> <th></th> <th>cm</th> <th>deg</th> </tr> <tr> <th>MHz</th> <th>dBuV/m</th> <th>dBuV/m</th> <th>dB</th> <th>dBuV</th> <th>dB/m</th> <th>dB</th> <th>cm</th> <th>deg</th> </tr> </thead> <tbody> <tr> <td>1</td> <td>2402.00</td> <td>102.58</td> <td>-----</td> <td>-----</td> <td>99.07</td> <td>32.36</td> <td>4.81</td> <td>33.66</td> <td>144</td> <td>0 PEAK</td> </tr> </tbody> </table>	Limit	Read	Ant	Cable	Preamp	APos	TPos	Remark		Freq	Level	Line Margin	Level	Factor	Loss Factor		cm	deg	MHz	dBuV/m	dBuV/m	dB	dBuV	dB/m	dB	cm	deg	1	2402.00	102.58	-----	-----	99.07	32.36	4.81	33.66	144	0 PEAK
	Limit	Read	Ant	Cable	Preamp	APos	TPos	Remark																																																																						
Freq	Level	Line Margin	Level	Factor	Loss Factor		cm	deg																																																																						
MHz	dBuV/m	dBuV/m	dB	dBuV	dB/m	dB	cm	deg																																																																						
1	2365.29	52.18	74.00	-21.82	48.74	32.35	4.77	33.68	144	0 PEAK																																																																				
Limit	Read	Ant	Cable	Preamp	APos	TPos	Remark																																																																							
Freq	Level	Line Margin	Level	Factor	Loss Factor		cm	deg																																																																						
MHz	dBuV/m	dBuV/m	dB	dBuV	dB/m	dB	cm	deg																																																																						
1	2402.00	102.58	-----	-----	99.07	32.36	4.81	33.66	144	0 PEAK																																																																				
Avg	 <p>Date: 2023-09-29</p> <table border="1"> <thead> <tr> <th>Limit</th> <th>Read</th> <th>Ant</th> <th>Cable</th> <th>Preamp</th> <th>APos</th> <th>TPos</th> <th colspan="2">Remark</th> </tr> <tr> <th>Freq</th> <th>Level</th> <th>Line Margin</th> <th>Level</th> <th>Factor</th> <th>Loss Factor</th> <th></th> <th>cm</th> <th>deg</th> </tr> <tr> <th>MHz</th> <th>dBuV/m</th> <th>dBuV/m</th> <th>dB</th> <th>dBuV</th> <th>dB/m</th> <th>dB</th> <th>cm</th> <th>deg</th> </tr> </thead> <tbody> <tr> <td>1</td> <td>2388.38</td> <td>41.07</td> <td>54.00</td> <td>-12.93</td> <td>37.59</td> <td>32.36</td> <td>4.79</td> <td>33.67</td> <td>144</td> <td>0 AVERAGE</td> </tr> </tbody> </table>	Limit	Read	Ant	Cable	Preamp	APos	TPos	Remark		Freq	Level	Line Margin	Level	Factor	Loss Factor		cm	deg	MHz	dBuV/m	dBuV/m	dB	dBuV	dB/m	dB	cm	deg	1	2388.38	41.07	54.00	-12.93	37.59	32.36	4.79	33.67	144	0 AVERAGE	 <p>Date: 2023-09-29</p> <table border="1"> <thead> <tr> <th>Limit</th> <th>Read</th> <th>Ant</th> <th>Cable</th> <th>Preamp</th> <th>APos</th> <th>TPos</th> <th colspan="2">Remark</th> </tr> <tr> <th>Freq</th> <th>Level</th> <th>Line Margin</th> <th>Level</th> <th>Factor</th> <th>Loss Factor</th> <th></th> <th>cm</th> <th>deg</th> </tr> <tr> <th>MHz</th> <th>dBuV/m</th> <th>dBuV/m</th> <th>dB</th> <th>dBuV</th> <th>dB/m</th> <th>dB</th> <th>cm</th> <th>deg</th> </tr> </thead> <tbody> <tr> <td>1</td> <td>2402.00</td> <td>99.28</td> <td>-----</td> <td>-----</td> <td>95.77</td> <td>32.36</td> <td>4.81</td> <td>33.66</td> <td>144</td> <td>0 AVERAGE</td> </tr> </tbody> </table>	Limit	Read	Ant	Cable	Preamp	APos	TPos	Remark		Freq	Level	Line Margin	Level	Factor	Loss Factor		cm	deg	MHz	dBuV/m	dBuV/m	dB	dBuV	dB/m	dB	cm	deg	1	2402.00	99.28	-----	-----	95.77	32.36	4.81	33.66	144	0 AVERAGE
Limit	Read	Ant	Cable	Preamp	APos	TPos	Remark																																																																							
Freq	Level	Line Margin	Level	Factor	Loss Factor		cm	deg																																																																						
MHz	dBuV/m	dBuV/m	dB	dBuV	dB/m	dB	cm	deg																																																																						
1	2388.38	41.07	54.00	-12.93	37.59	32.36	4.79	33.67	144	0 AVERAGE																																																																				
Limit	Read	Ant	Cable	Preamp	APos	TPos	Remark																																																																							
Freq	Level	Line Margin	Level	Factor	Loss Factor		cm	deg																																																																						
MHz	dBuV/m	dBuV/m	dB	dBuV	dB/m	dB	cm	deg																																																																						
1	2402.00	99.28	-----	-----	95.77	32.36	4.81	33.66	144	0 AVERAGE																																																																				



Mode	4																																																								
	Harmonic																																																								
	2400-2483.5_Bluetooth-LE_GSKF_CH00_2402MHz																																																								
ANT	1																																																								
Pol.	Horizontal	Vertical																																																							
Peak Avg																																																									
	<table border="1"> <thead> <tr> <th>Limit</th> <th>Read</th> <th>Ant</th> <th>Cable</th> <th>Preamp</th> <th>APos</th> <th>TPos</th> <th></th> </tr> <tr> <th>Freq</th> <th>Level</th> <th>Line Margin</th> <th>Level Factor</th> <th>Loss Factor</th> <th>dB</th> <th>cm</th> <th>deg</th> </tr> </thead> <tbody> <tr> <td>1</td> <td>4804.00</td> <td>41.08</td> <td>74.00</td> <td>-32.92</td> <td>56.39</td> <td>34.42</td> <td>7.74</td> <td>57.47</td> <td>--</td> <td>--</td> <td>Peak</td> </tr> </tbody> </table>	Limit	Read	Ant	Cable	Preamp	APos	TPos		Freq	Level	Line Margin	Level Factor	Loss Factor	dB	cm	deg	1	4804.00	41.08	74.00	-32.92	56.39	34.42	7.74	57.47	--	--	Peak	<table border="1"> <thead> <tr> <th>Limit</th> <th>Read</th> <th>Ant</th> <th>Cable</th> <th>Preamp</th> <th>APos</th> <th>TPos</th> <th></th> </tr> <tr> <th>Freq</th> <th>Level</th> <th>Line Margin</th> <th>Level Factor</th> <th>Loss Factor</th> <th>dB</th> <th>cm</th> <th>deg</th> </tr> </thead> <tbody> <tr> <td>1</td> <td>4804.00</td> <td>42.40</td> <td>74.00</td> <td>-31.60</td> <td>57.71</td> <td>34.42</td> <td>7.74</td> <td>57.47</td> <td>--</td> <td>--</td> <td>Peak</td> </tr> </tbody> </table>	Limit	Read	Ant	Cable	Preamp	APos	TPos		Freq	Level	Line Margin	Level Factor	Loss Factor	dB	cm	deg	1	4804.00	42.40	74.00	-31.60	57.71	34.42	7.74	57.47	--	--
Limit	Read	Ant	Cable	Preamp	APos	TPos																																																			
Freq	Level	Line Margin	Level Factor	Loss Factor	dB	cm	deg																																																		
1	4804.00	41.08	74.00	-32.92	56.39	34.42	7.74	57.47	--	--	Peak																																														
Limit	Read	Ant	Cable	Preamp	APos	TPos																																																			
Freq	Level	Line Margin	Level Factor	Loss Factor	dB	cm	deg																																																		
1	4804.00	42.40	74.00	-31.60	57.71	34.42	7.74	57.47	--	--	Peak																																														

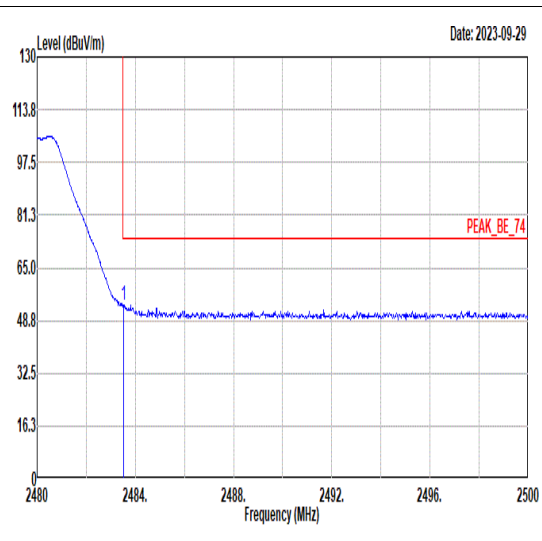
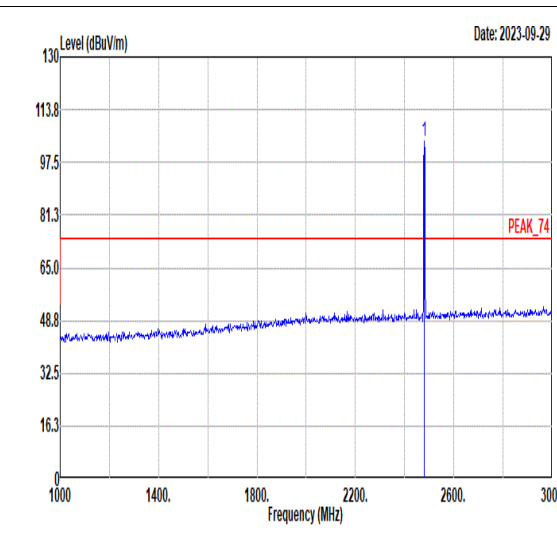
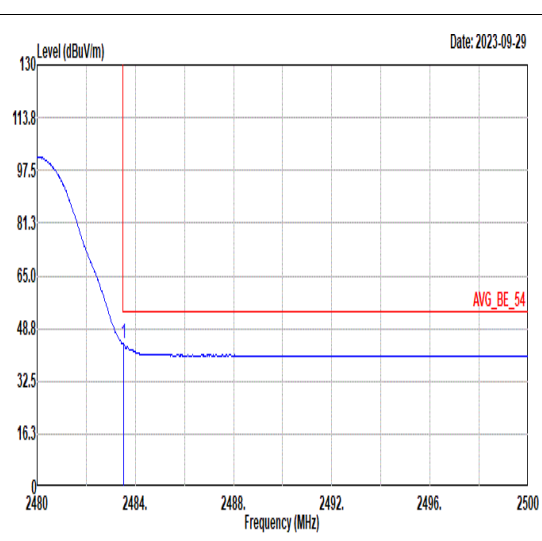
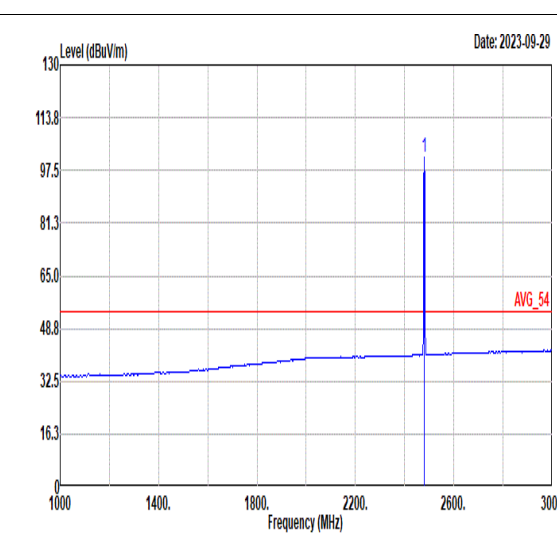


Mode	5																																																																																									
	Harmonic																																																																																									
	2400-2483.5_Bluetooth-LE_GSKF_CH19_2440MHz																																																																																									
ANT	1																																																																																									
Pol.	Horizontal	Vertical																																																																																								
Peak Avg	<table border="1"> <thead> <tr> <th>Freq</th> <th>Level</th> <th>Limit</th> <th>Line Margin</th> <th>Read</th> <th>Ant</th> <th>Cable</th> <th>Preamp</th> <th>APos</th> <th>TPos</th> <th>Remark</th> </tr> <tr> <th>MHz</th> <th>dBuV/m</th> <th>dBuV/m</th> <th>dB</th> <th>dBuV</th> <th>dB/m</th> <th>dB</th> <th>dB</th> <th>cm</th> <th>deg</th> <th></th> </tr> </thead> <tbody> <tr> <td>1 4880.00</td> <td>41.23</td> <td>74.00</td> <td>-32.77</td> <td>56.61</td> <td>34.37</td> <td>7.77</td> <td>57.52</td> <td>--</td> <td>--</td> <td>Peak</td> </tr> <tr> <td>2 7320.00</td> <td>44.86</td> <td>74.00</td> <td>-29.14</td> <td>58.79</td> <td>36.04</td> <td>8.96</td> <td>58.93</td> <td>--</td> <td>--</td> <td>Peak</td> </tr> </tbody> </table>	Freq	Level	Limit	Line Margin	Read	Ant	Cable	Preamp	APos	TPos	Remark	MHz	dBuV/m	dBuV/m	dB	dBuV	dB/m	dB	dB	cm	deg		1 4880.00	41.23	74.00	-32.77	56.61	34.37	7.77	57.52	--	--	Peak	2 7320.00	44.86	74.00	-29.14	58.79	36.04	8.96	58.93	--	--	Peak	<table border="1"> <thead> <tr> <th>Freq</th> <th>Level</th> <th>Limit</th> <th>Line Margin</th> <th>Read</th> <th>Ant</th> <th>Cable</th> <th>Preamp</th> <th>APos</th> <th>TPos</th> <th>Remark</th> </tr> <tr> <th>MHz</th> <th>dBuV/m</th> <th>dBuV/m</th> <th>dB</th> <th>dBuV</th> <th>dB/m</th> <th>dB</th> <th>dB</th> <th>cm</th> <th>deg</th> <th></th> </tr> </thead> <tbody> <tr> <td>1 4880.00</td> <td>42.65</td> <td>74.00</td> <td>-31.35</td> <td>58.03</td> <td>34.37</td> <td>7.77</td> <td>57.52</td> <td>--</td> <td>--</td> <td>Peak</td> </tr> <tr> <td>2 7320.00</td> <td>44.49</td> <td>74.00</td> <td>-29.51</td> <td>58.42</td> <td>36.04</td> <td>8.96</td> <td>58.93</td> <td>--</td> <td>--</td> <td>Peak</td> </tr> </tbody> </table>	Freq	Level	Limit	Line Margin	Read	Ant	Cable	Preamp	APos	TPos	Remark	MHz	dBuV/m	dBuV/m	dB	dBuV	dB/m	dB	dB	cm	deg		1 4880.00	42.65	74.00	-31.35	58.03	34.37	7.77	57.52	--	--	Peak	2 7320.00	44.49	74.00	-29.51	58.42	36.04	8.96	58.93	--	--	Peak
	Freq	Level	Limit	Line Margin	Read	Ant	Cable	Preamp	APos	TPos	Remark																																																																															
MHz	dBuV/m	dBuV/m	dB	dBuV	dB/m	dB	dB	cm	deg																																																																																	
1 4880.00	41.23	74.00	-32.77	56.61	34.37	7.77	57.52	--	--	Peak																																																																																
2 7320.00	44.86	74.00	-29.14	58.79	36.04	8.96	58.93	--	--	Peak																																																																																
Freq	Level	Limit	Line Margin	Read	Ant	Cable	Preamp	APos	TPos	Remark																																																																																
MHz	dBuV/m	dBuV/m	dB	dBuV	dB/m	dB	dB	cm	deg																																																																																	
1 4880.00	42.65	74.00	-31.35	58.03	34.37	7.77	57.52	--	--	Peak																																																																																
2 7320.00	44.49	74.00	-29.51	58.42	36.04	8.96	58.93	--	--	Peak																																																																																



Mode	6																																																																									
	Band Edge																																																																									
	2400-2483.5_Bluetooth-LE_GSKF_CH39_2480MHz																																																																									
ANT	1																																																																									
Pol.	Horizontal	Fundamental																																																																								
Peak	<table border="1"> <thead> <tr> <th>Limit</th> <th>Read</th> <th>Ant</th> <th>Cable</th> <th>Preamp</th> <th>APos</th> <th>TPos</th> <th>Remark</th> </tr> <tr> <th>Freq</th> <th>Level</th> <th>Line</th> <th>Margin</th> <th>Level</th> <th>Factor</th> <th>Loss</th> <th>Factor</th> </tr> <tr> <th>MHz</th> <th>dBuV/m</th> <th>dBuV/m</th> <th>dB</th> <th>dBuV</th> <th>dB/m</th> <th>dB</th> <th>cm</th> </tr> </thead> <tbody> <tr> <td>1</td> <td>2483.64</td> <td>53.26</td> <td>74.00</td> <td>-20.74</td> <td>49.56</td> <td>32.39</td> <td>4.92</td> <td>33.61</td> <td>200</td> <td>35</td> <td>PEAK</td> </tr> </tbody> </table>	Limit	Read	Ant	Cable	Preamp	APos	TPos	Remark	Freq	Level	Line	Margin	Level	Factor	Loss	Factor	MHz	dBuV/m	dBuV/m	dB	dBuV	dB/m	dB	cm	1	2483.64	53.26	74.00	-20.74	49.56	32.39	4.92	33.61	200	35	PEAK	<table border="1"> <thead> <tr> <th>Limit</th> <th>Read</th> <th>Ant</th> <th>Cable</th> <th>Preamp</th> <th>APos</th> <th>TPos</th> <th>Remark</th> </tr> <tr> <th>Freq</th> <th>Level</th> <th>Line</th> <th>Margin</th> <th>Level</th> <th>Factor</th> <th>Loss</th> <th>Factor</th> </tr> <tr> <th>MHz</th> <th>dBuV/m</th> <th>dBuV/m</th> <th>dB</th> <th>dBuV</th> <th>dB/m</th> <th>dB</th> <th>cm</th> </tr> </thead> <tbody> <tr> <td>1</td> <td>2480.00</td> <td>103.47</td> <td>-----</td> <td>-----</td> <td>99.77</td> <td>32.39</td> <td>4.92</td> <td>33.61</td> <td>200</td> <td>35</td> <td>PEAK</td> </tr> </tbody> </table>	Limit	Read	Ant	Cable	Preamp	APos	TPos	Remark	Freq	Level	Line	Margin	Level	Factor	Loss	Factor	MHz	dBuV/m	dBuV/m	dB	dBuV	dB/m	dB	cm	1	2480.00	103.47	-----	-----	99.77	32.39	4.92	33.61	200	35	PEAK
	Limit	Read	Ant	Cable	Preamp	APos	TPos	Remark																																																																		
Freq	Level	Line	Margin	Level	Factor	Loss	Factor																																																																			
MHz	dBuV/m	dBuV/m	dB	dBuV	dB/m	dB	cm																																																																			
1	2483.64	53.26	74.00	-20.74	49.56	32.39	4.92	33.61	200	35	PEAK																																																															
Limit	Read	Ant	Cable	Preamp	APos	TPos	Remark																																																																			
Freq	Level	Line	Margin	Level	Factor	Loss	Factor																																																																			
MHz	dBuV/m	dBuV/m	dB	dBuV	dB/m	dB	cm																																																																			
1	2480.00	103.47	-----	-----	99.77	32.39	4.92	33.61	200	35	PEAK																																																															
Avg	<table border="1"> <thead> <tr> <th>Limit</th> <th>Read</th> <th>Ant</th> <th>Cable</th> <th>Preamp</th> <th>APos</th> <th>TPos</th> <th>Remark</th> </tr> <tr> <th>Freq</th> <th>Level</th> <th>Line</th> <th>Margin</th> <th>Level</th> <th>Factor</th> <th>Loss</th> <th>Factor</th> </tr> <tr> <th>MHz</th> <th>dBuV/m</th> <th>dBuV/m</th> <th>dB</th> <th>dBuV</th> <th>dB/m</th> <th>dB</th> <th>cm</th> </tr> </thead> <tbody> <tr> <td>1</td> <td>2483.52</td> <td>44.19</td> <td>54.00</td> <td>-9.81</td> <td>40.49</td> <td>32.39</td> <td>4.92</td> <td>33.61</td> <td>200</td> <td>35</td> <td>AVERAGE</td> </tr> </tbody> </table>	Limit	Read	Ant	Cable	Preamp	APos	TPos	Remark	Freq	Level	Line	Margin	Level	Factor	Loss	Factor	MHz	dBuV/m	dBuV/m	dB	dBuV	dB/m	dB	cm	1	2483.52	44.19	54.00	-9.81	40.49	32.39	4.92	33.61	200	35	AVERAGE	<table border="1"> <thead> <tr> <th>Limit</th> <th>Read</th> <th>Ant</th> <th>Cable</th> <th>Preamp</th> <th>APos</th> <th>TPos</th> <th>Remark</th> </tr> <tr> <th>Freq</th> <th>Level</th> <th>Line</th> <th>Margin</th> <th>Level</th> <th>Factor</th> <th>Loss</th> <th>Factor</th> </tr> <tr> <th>MHz</th> <th>dBuV/m</th> <th>dBuV/m</th> <th>dB</th> <th>dBuV</th> <th>dB/m</th> <th>dB</th> <th>cm</th> </tr> </thead> <tbody> <tr> <td>1</td> <td>2480.00</td> <td>100.94</td> <td>-----</td> <td>-----</td> <td>97.24</td> <td>32.39</td> <td>4.92</td> <td>33.61</td> <td>200</td> <td>35</td> <td>AVERAGE</td> </tr> </tbody> </table>	Limit	Read	Ant	Cable	Preamp	APos	TPos	Remark	Freq	Level	Line	Margin	Level	Factor	Loss	Factor	MHz	dBuV/m	dBuV/m	dB	dBuV	dB/m	dB	cm	1	2480.00	100.94	-----	-----	97.24	32.39	4.92	33.61	200	35	AVERAGE
Limit	Read	Ant	Cable	Preamp	APos	TPos	Remark																																																																			
Freq	Level	Line	Margin	Level	Factor	Loss	Factor																																																																			
MHz	dBuV/m	dBuV/m	dB	dBuV	dB/m	dB	cm																																																																			
1	2483.52	44.19	54.00	-9.81	40.49	32.39	4.92	33.61	200	35	AVERAGE																																																															
Limit	Read	Ant	Cable	Preamp	APos	TPos	Remark																																																																			
Freq	Level	Line	Margin	Level	Factor	Loss	Factor																																																																			
MHz	dBuV/m	dBuV/m	dB	dBuV	dB/m	dB	cm																																																																			
1	2480.00	100.94	-----	-----	97.24	32.39	4.92	33.61	200	35	AVERAGE																																																															



Mode	6																																																																																																	
	Band Edge																																																																																																	
	2400-2483.5_Bluetooth-LE_GSKF_CH39_2480MHz																																																																																																	
ANT	1																																																																																																	
Pol.	Vertical	Fundamental																																																																																																
Peak	 <p style="text-align: right;">Date: 2023-09-29</p> <table border="1"> <thead> <tr> <th>Limit</th> <th>Read</th> <th>Ant</th> <th>Cable</th> <th>Preamp</th> <th>APos</th> <th>TPos</th> <th></th> </tr> <tr> <th>Freq</th> <th>Level</th> <th>Line</th> <th>Margin</th> <th>Level</th> <th>Factor</th> <th>Loss</th> <th>Factor</th> </tr> <tr> <th>MHz</th> <th>dBuV/m</th> <th>dBuV/m</th> <th>dB</th> <th>dBuV</th> <th>dB/m</th> <th>dB</th> <th>dB</th> </tr> </thead> <tbody> <tr> <td>1</td> <td>2483.52</td> <td>53.40</td> <td>74.00</td> <td>-20.60</td> <td>49.70</td> <td>32.39</td> <td>4.92</td> </tr> <tr> <td></td> <td></td> <td></td> <td></td> <td></td> <td>33.61</td> <td>208</td> <td>313</td> </tr> <tr> <td></td> <td></td> <td></td> <td></td> <td></td> <td></td> <td></td> <td>PEAK</td> </tr> </tbody> </table>	Limit	Read	Ant	Cable	Preamp	APos	TPos		Freq	Level	Line	Margin	Level	Factor	Loss	Factor	MHz	dBuV/m	dBuV/m	dB	dBuV	dB/m	dB	dB	1	2483.52	53.40	74.00	-20.60	49.70	32.39	4.92						33.61	208	313								PEAK	 <p style="text-align: right;">Date: 2023-09-29</p> <table border="1"> <thead> <tr> <th>Limit</th> <th>Read</th> <th>Ant</th> <th>Cable</th> <th>Preamp</th> <th>APos</th> <th>TPos</th> <th></th> </tr> <tr> <th>Freq</th> <th>Level</th> <th>Line</th> <th>Margin</th> <th>Level</th> <th>Factor</th> <th>Loss</th> <th>Factor</th> </tr> <tr> <th>MHz</th> <th>dBuV/m</th> <th>dBuV/m</th> <th>dB</th> <th>dBuV</th> <th>dB/m</th> <th>dB</th> <th>dB</th> </tr> </thead> <tbody> <tr> <td>1</td> <td>2480.00</td> <td>104.01</td> <td>-----</td> <td>-----</td> <td>100.31</td> <td>32.39</td> <td>4.92</td> </tr> <tr> <td></td> <td></td> <td></td> <td></td> <td></td> <td>33.61</td> <td>208</td> <td>313</td> </tr> <tr> <td></td> <td></td> <td></td> <td></td> <td></td> <td></td> <td></td> <td>PEAK</td> </tr> </tbody> </table>	Limit	Read	Ant	Cable	Preamp	APos	TPos		Freq	Level	Line	Margin	Level	Factor	Loss	Factor	MHz	dBuV/m	dBuV/m	dB	dBuV	dB/m	dB	dB	1	2480.00	104.01	-----	-----	100.31	32.39	4.92						33.61	208	313								PEAK
	Limit	Read	Ant	Cable	Preamp	APos	TPos																																																																																											
Freq	Level	Line	Margin	Level	Factor	Loss	Factor																																																																																											
MHz	dBuV/m	dBuV/m	dB	dBuV	dB/m	dB	dB																																																																																											
1	2483.52	53.40	74.00	-20.60	49.70	32.39	4.92																																																																																											
					33.61	208	313																																																																																											
							PEAK																																																																																											
Limit	Read	Ant	Cable	Preamp	APos	TPos																																																																																												
Freq	Level	Line	Margin	Level	Factor	Loss	Factor																																																																																											
MHz	dBuV/m	dBuV/m	dB	dBuV	dB/m	dB	dB																																																																																											
1	2480.00	104.01	-----	-----	100.31	32.39	4.92																																																																																											
					33.61	208	313																																																																																											
							PEAK																																																																																											
Avg	 <p style="text-align: right;">Date: 2023-09-29</p> <table border="1"> <thead> <tr> <th>Limit</th> <th>Read</th> <th>Ant</th> <th>Cable</th> <th>Preamp</th> <th>APos</th> <th>TPos</th> <th></th> </tr> <tr> <th>Freq</th> <th>Level</th> <th>Line</th> <th>Margin</th> <th>Level</th> <th>Factor</th> <th>Loss</th> <th>Factor</th> </tr> <tr> <th>MHz</th> <th>dBuV/m</th> <th>dBuV/m</th> <th>dB</th> <th>dBuV</th> <th>dB/m</th> <th>dB</th> <th>dB</th> </tr> </thead> <tbody> <tr> <td>1</td> <td>2483.52</td> <td>43.92</td> <td>54.00</td> <td>-10.08</td> <td>40.22</td> <td>32.39</td> <td>4.92</td> </tr> <tr> <td></td> <td></td> <td></td> <td></td> <td></td> <td>33.61</td> <td>208</td> <td>313</td> </tr> <tr> <td></td> <td></td> <td></td> <td></td> <td></td> <td></td> <td></td> <td>AVERAGE</td> </tr> </tbody> </table>	Limit	Read	Ant	Cable	Preamp	APos	TPos		Freq	Level	Line	Margin	Level	Factor	Loss	Factor	MHz	dBuV/m	dBuV/m	dB	dBuV	dB/m	dB	dB	1	2483.52	43.92	54.00	-10.08	40.22	32.39	4.92						33.61	208	313								AVERAGE	 <p style="text-align: right;">Date: 2023-09-29</p> <table border="1"> <thead> <tr> <th>Limit</th> <th>Read</th> <th>Ant</th> <th>Cable</th> <th>Preamp</th> <th>APos</th> <th>TPos</th> <th></th> </tr> <tr> <th>Freq</th> <th>Level</th> <th>Line</th> <th>Margin</th> <th>Level</th> <th>Factor</th> <th>Loss</th> <th>Factor</th> </tr> <tr> <th>MHz</th> <th>dBuV/m</th> <th>dBuV/m</th> <th>dB</th> <th>dBuV</th> <th>dB/m</th> <th>dB</th> <th>dB</th> </tr> </thead> <tbody> <tr> <td>1</td> <td>2480.00</td> <td>101.42</td> <td>-----</td> <td>-----</td> <td>97.72</td> <td>32.39</td> <td>4.92</td> </tr> <tr> <td></td> <td></td> <td></td> <td></td> <td></td> <td>33.61</td> <td>208</td> <td>313</td> </tr> <tr> <td></td> <td></td> <td></td> <td></td> <td></td> <td></td> <td></td> <td>AVERAGE</td> </tr> </tbody> </table>	Limit	Read	Ant	Cable	Preamp	APos	TPos		Freq	Level	Line	Margin	Level	Factor	Loss	Factor	MHz	dBuV/m	dBuV/m	dB	dBuV	dB/m	dB	dB	1	2480.00	101.42	-----	-----	97.72	32.39	4.92						33.61	208	313								AVERAGE
Limit	Read	Ant	Cable	Preamp	APos	TPos																																																																																												
Freq	Level	Line	Margin	Level	Factor	Loss	Factor																																																																																											
MHz	dBuV/m	dBuV/m	dB	dBuV	dB/m	dB	dB																																																																																											
1	2483.52	43.92	54.00	-10.08	40.22	32.39	4.92																																																																																											
					33.61	208	313																																																																																											
							AVERAGE																																																																																											
Limit	Read	Ant	Cable	Preamp	APos	TPos																																																																																												
Freq	Level	Line	Margin	Level	Factor	Loss	Factor																																																																																											
MHz	dBuV/m	dBuV/m	dB	dBuV	dB/m	dB	dB																																																																																											
1	2480.00	101.42	-----	-----	97.72	32.39	4.92																																																																																											
					33.61	208	313																																																																																											
							AVERAGE																																																																																											



Mode	6																																																																																									
	Harmonic																																																																																									
	2400-2483.5_Bluetooth-LE_GSKF_CH39_2480MHz																																																																																									
ANT	1																																																																																									
Pol.	Horizontal	Vertical																																																																																								
Peak Avg	<table border="1"> <thead> <tr> <th>Freq</th> <th>Level</th> <th>Limit</th> <th>Line Margin</th> <th>Read Level</th> <th>Ant Factor</th> <th>Cable Loss</th> <th>Preamp</th> <th>APos</th> <th>TPos</th> <th>Remark</th> </tr> <tr> <th>MHz</th> <th>dBuV/m</th> <th>dBuV/m</th> <th>dB</th> <th>dBuV</th> <th>dB/m</th> <th>dB</th> <th>dB</th> <th>cm</th> <th>deg</th> <th></th> </tr> </thead> <tbody> <tr> <td>1 4960.00</td> <td>41.37</td> <td>74.00</td> <td>-32.63</td> <td>56.82</td> <td>34.32</td> <td>7.81</td> <td>57.58</td> <td>--</td> <td>--</td> <td>Peak</td> </tr> <tr> <td>2 7440.00</td> <td>43.90</td> <td>74.00</td> <td>-30.10</td> <td>57.75</td> <td>35.94</td> <td>9.19</td> <td>58.98</td> <td>--</td> <td>--</td> <td>Peak</td> </tr> </tbody> </table>	Freq	Level	Limit	Line Margin	Read Level	Ant Factor	Cable Loss	Preamp	APos	TPos	Remark	MHz	dBuV/m	dBuV/m	dB	dBuV	dB/m	dB	dB	cm	deg		1 4960.00	41.37	74.00	-32.63	56.82	34.32	7.81	57.58	--	--	Peak	2 7440.00	43.90	74.00	-30.10	57.75	35.94	9.19	58.98	--	--	Peak	<table border="1"> <thead> <tr> <th>Freq</th> <th>Level</th> <th>Limit</th> <th>Line Margin</th> <th>Read Level</th> <th>Ant Factor</th> <th>Cable Loss</th> <th>Preamp</th> <th>APos</th> <th>TPos</th> <th>Remark</th> </tr> <tr> <th>MHz</th> <th>dBuV/m</th> <th>dBuV/m</th> <th>dB</th> <th>dBuV</th> <th>dB/m</th> <th>dB</th> <th>dB</th> <th>cm</th> <th>deg</th> <th></th> </tr> </thead> <tbody> <tr> <td>1 4960.00</td> <td>41.59</td> <td>74.00</td> <td>-32.41</td> <td>57.04</td> <td>34.32</td> <td>7.81</td> <td>57.58</td> <td>--</td> <td>--</td> <td>Peak</td> </tr> <tr> <td>2 7440.00</td> <td>44.79</td> <td>74.00</td> <td>-29.21</td> <td>58.64</td> <td>35.94</td> <td>9.19</td> <td>58.98</td> <td>--</td> <td>--</td> <td>Peak</td> </tr> </tbody> </table>	Freq	Level	Limit	Line Margin	Read Level	Ant Factor	Cable Loss	Preamp	APos	TPos	Remark	MHz	dBuV/m	dBuV/m	dB	dBuV	dB/m	dB	dB	cm	deg		1 4960.00	41.59	74.00	-32.41	57.04	34.32	7.81	57.58	--	--	Peak	2 7440.00	44.79	74.00	-29.21	58.64	35.94	9.19	58.98	--	--	Peak
	Freq	Level	Limit	Line Margin	Read Level	Ant Factor	Cable Loss	Preamp	APos	TPos	Remark																																																																															
MHz	dBuV/m	dBuV/m	dB	dBuV	dB/m	dB	dB	cm	deg																																																																																	
1 4960.00	41.37	74.00	-32.63	56.82	34.32	7.81	57.58	--	--	Peak																																																																																
2 7440.00	43.90	74.00	-30.10	57.75	35.94	9.19	58.98	--	--	Peak																																																																																
Freq	Level	Limit	Line Margin	Read Level	Ant Factor	Cable Loss	Preamp	APos	TPos	Remark																																																																																
MHz	dBuV/m	dBuV/m	dB	dBuV	dB/m	dB	dB	cm	deg																																																																																	
1 4960.00	41.59	74.00	-32.41	57.04	34.32	7.81	57.58	--	--	Peak																																																																																
2 7440.00	44.79	74.00	-29.21	58.64	35.94	9.19	58.98	--	--	Peak																																																																																



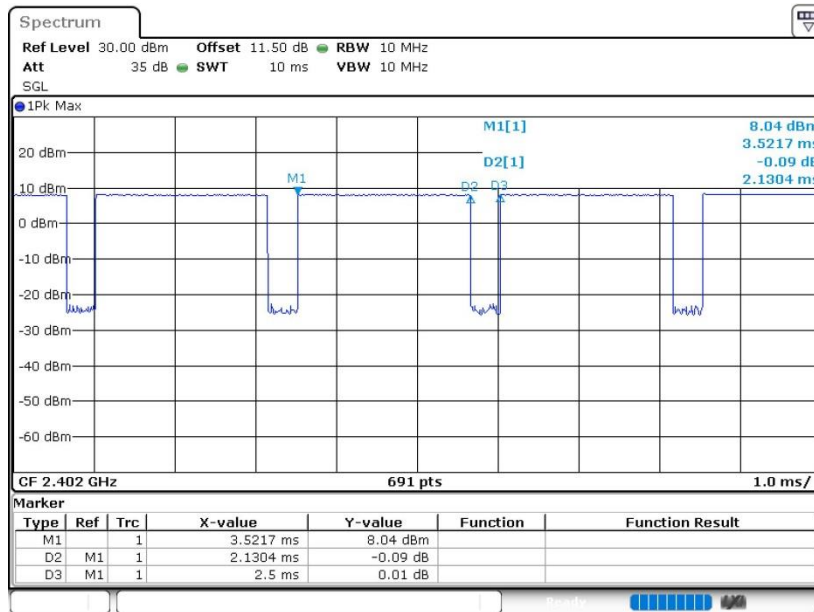
Mode	7																																																																																																																																																											
	LF																																																																																																																																																											
	2400-2483.5_Bluetooth-LE_GSKF_CH39_2480MHz																																																																																																																																																											
ANT	1																																																																																																																																																											
Pol.	Horizontal	Vertical																																																																																																																																																										
Peak QP	<p>Data: 5 Date: 2023-10-25</p> <table border="1"> <thead> <tr> <th>Peak</th> <th>Freq (MHz)</th> <th>Level (dBuV/m)</th> <th>Over Limit (dB)</th> <th>Limit Line (dBuV/m)</th> <th>ReadAntenna Level (dBuV)</th> <th>Cable Loss (dB/m)</th> <th>Preamp Loss (dB)</th> <th>A/Pos (cm)</th> <th>T/Pos (deg)</th> <th>Remark</th> </tr> </thead> <tbody> <tr><td>1</td><td>47.46</td><td>18.00</td><td>-22.00</td><td>40.00</td><td>32.68</td><td>19.62</td><td>0.70</td><td>35.00</td><td>---</td><td>Peak</td></tr> <tr><td>2</td><td>143.49</td><td>21.04</td><td>-22.46</td><td>43.50</td><td>36.07</td><td>18.43</td><td>1.26</td><td>34.72</td><td>---</td><td>Peak</td></tr> <tr><td>3</td><td>286.08</td><td>21.75</td><td>-24.25</td><td>46.00</td><td>35.93</td><td>18.69</td><td>1.76</td><td>34.63</td><td>---</td><td>Peak</td></tr> <tr><td>4</td><td>349.13</td><td>24.52</td><td>-21.48</td><td>46.00</td><td>36.98</td><td>20.20</td><td>1.94</td><td>34.60</td><td>---</td><td>Peak</td></tr> <tr><td>5</td><td>787.57</td><td>28.23</td><td>-17.77</td><td>46.00</td><td>31.76</td><td>27.78</td><td>3.01</td><td>34.32</td><td>---</td><td>Peak</td></tr> <tr><td>6</td><td>948.59</td><td>30.76</td><td>-15.24</td><td>46.00</td><td>32.06</td><td>29.74</td><td>3.26</td><td>34.30</td><td>---</td><td>Peak</td></tr> </tbody> </table>	Peak	Freq (MHz)	Level (dBuV/m)	Over Limit (dB)	Limit Line (dBuV/m)	ReadAntenna Level (dBuV)	Cable Loss (dB/m)	Preamp Loss (dB)	A/Pos (cm)	T/Pos (deg)	Remark	1	47.46	18.00	-22.00	40.00	32.68	19.62	0.70	35.00	---	Peak	2	143.49	21.04	-22.46	43.50	36.07	18.43	1.26	34.72	---	Peak	3	286.08	21.75	-24.25	46.00	35.93	18.69	1.76	34.63	---	Peak	4	349.13	24.52	-21.48	46.00	36.98	20.20	1.94	34.60	---	Peak	5	787.57	28.23	-17.77	46.00	31.76	27.78	3.01	34.32	---	Peak	6	948.59	30.76	-15.24	46.00	32.06	29.74	3.26	34.30	---	Peak	<p>Data: 6 Date: 2023-10-25</p> <table border="1"> <thead> <tr> <th>Peak</th> <th>Freq (MHz)</th> <th>Level (dBuV/m)</th> <th>Over Limit (dB)</th> <th>Limit Line (dBuV/m)</th> <th>ReadAntenna Level (dBuV)</th> <th>Cable Loss (dB/m)</th> <th>Preamp Loss (dB)</th> <th>A/Pos (cm)</th> <th>T/Pos (deg)</th> <th>Remark</th> </tr> </thead> <tbody> <tr><td>1</td><td>33.88</td><td>24.84</td><td>-15.16</td><td>40.00</td><td>40.71</td><td>18.46</td><td>0.57</td><td>34.90</td><td>---</td><td>Peak</td></tr> <tr><td>2</td><td>98.87</td><td>24.65</td><td>-18.85</td><td>43.50</td><td>43.63</td><td>14.78</td><td>1.04</td><td>34.80</td><td>---</td><td>Peak</td></tr> <tr><td>3</td><td>140.50</td><td>22.16</td><td>-21.34</td><td>43.50</td><td>37.44</td><td>18.20</td><td>1.24</td><td>34.72</td><td>---</td><td>Peak</td></tr> <tr><td>4</td><td>194.90</td><td>20.65</td><td>-22.85</td><td>43.50</td><td>37.60</td><td>16.28</td><td>1.47</td><td>34.70</td><td>---</td><td>Peak</td></tr> <tr><td>5</td><td>685.72</td><td>26.25</td><td>-19.75</td><td>46.00</td><td>31.05</td><td>26.85</td><td>2.78</td><td>34.43</td><td>---</td><td>Peak</td></tr> <tr><td>6</td><td>948.59</td><td>33.95</td><td>-12.05</td><td>46.00</td><td>35.25</td><td>29.74</td><td>3.26</td><td>34.30</td><td>---</td><td>Peak</td></tr> </tbody> </table>	Peak	Freq (MHz)	Level (dBuV/m)	Over Limit (dB)	Limit Line (dBuV/m)	ReadAntenna Level (dBuV)	Cable Loss (dB/m)	Preamp Loss (dB)	A/Pos (cm)	T/Pos (deg)	Remark	1	33.88	24.84	-15.16	40.00	40.71	18.46	0.57	34.90	---	Peak	2	98.87	24.65	-18.85	43.50	43.63	14.78	1.04	34.80	---	Peak	3	140.50	22.16	-21.34	43.50	37.44	18.20	1.24	34.72	---	Peak	4	194.90	20.65	-22.85	43.50	37.60	16.28	1.47	34.70	---	Peak	5	685.72	26.25	-19.75	46.00	31.05	26.85	2.78	34.43	---	Peak	6	948.59	33.95	-12.05	46.00	35.25	29.74	3.26	34.30	---	Peak
	Peak	Freq (MHz)	Level (dBuV/m)	Over Limit (dB)	Limit Line (dBuV/m)	ReadAntenna Level (dBuV)	Cable Loss (dB/m)	Preamp Loss (dB)	A/Pos (cm)	T/Pos (deg)	Remark																																																																																																																																																	
1	47.46	18.00	-22.00	40.00	32.68	19.62	0.70	35.00	---	Peak																																																																																																																																																		
2	143.49	21.04	-22.46	43.50	36.07	18.43	1.26	34.72	---	Peak																																																																																																																																																		
3	286.08	21.75	-24.25	46.00	35.93	18.69	1.76	34.63	---	Peak																																																																																																																																																		
4	349.13	24.52	-21.48	46.00	36.98	20.20	1.94	34.60	---	Peak																																																																																																																																																		
5	787.57	28.23	-17.77	46.00	31.76	27.78	3.01	34.32	---	Peak																																																																																																																																																		
6	948.59	30.76	-15.24	46.00	32.06	29.74	3.26	34.30	---	Peak																																																																																																																																																		
Peak	Freq (MHz)	Level (dBuV/m)	Over Limit (dB)	Limit Line (dBuV/m)	ReadAntenna Level (dBuV)	Cable Loss (dB/m)	Preamp Loss (dB)	A/Pos (cm)	T/Pos (deg)	Remark																																																																																																																																																		
1	33.88	24.84	-15.16	40.00	40.71	18.46	0.57	34.90	---	Peak																																																																																																																																																		
2	98.87	24.65	-18.85	43.50	43.63	14.78	1.04	34.80	---	Peak																																																																																																																																																		
3	140.50	22.16	-21.34	43.50	37.44	18.20	1.24	34.72	---	Peak																																																																																																																																																		
4	194.90	20.65	-22.85	43.50	37.60	16.28	1.47	34.70	---	Peak																																																																																																																																																		
5	685.72	26.25	-19.75	46.00	31.05	26.85	2.78	34.43	---	Peak																																																																																																																																																		
6	948.59	33.95	-12.05	46.00	35.25	29.74	3.26	34.30	---	Peak																																																																																																																																																		



Appendix D. Duty Cycle Plots

Band	Duty Cycle(%)	T(ms)	1/T(kHz)	VBW Setting
Bluetooth LE 1Mbps	85.22	2.130	0.469	1KHz
Bluetooth LE 2Mbps	57.14	1.072	0.932	1KHz

Bluetooth LE 1Mbps





Bluetooth LE 2Mbps

