



# FCC RF Test Report

**APPLICANT** : Amazon.com Services LLC  
**EQUIPMENT** : Wireless Remote  
**MODEL NAME** : PA38CA  
**FCC ID** : 2A4DH-3832  
**STANDARD** : FCC Part 15 Subpart C §15.247  
**CLASSIFICATION** : (DTS) Digital Transmission System  
**TEST DATE(S)** : Oct. 24, 2023 ~ Nov. 01, 2023

We, Sporton International Inc. (Kunshan), would like to declare that the tested sample has been evaluated in accordance with the test procedures and has been in compliance with the applicable technical standards.

The test results in this report apply exclusively to the tested model / sample. Without written approval of Sporton International Inc. (Kunshan), the test report shall not be reproduced except in full.

Jason Jia

Approved by: Jason Jia



**Sporton International Inc. (Kunshan)**

**No. 1098, Pengxi North Road, Kunshan Economic Development Zone Jiangsu Province 215300  
People's Republic of China**



# TABLE OF CONTENTS

**REVISION HISTORY..... 3**

**SUMMARY OF TEST RESULT ..... 4**

**1 GENERAL DESCRIPTION..... 5**

    1.1 Applicant ..... 5

    1.2 Product Feature of Equipment Under Test..... 5

    1.3 Product Specification of Equipment Under Test..... 5

    1.4 Modification of EUT ..... 5

    1.5 Testing Location ..... 6

    1.6 Test Software..... 6

    1.7 Applicable Standards..... 6

**2 TEST CONFIGURATION OF EQUIPMENT UNDER TEST..... 7**

    2.1 Carrier Frequency Channel ..... 7

    2.2 Test Mode..... 8

    2.3 Connection Diagram of Test System..... 9

    2.4 EUT Operation Test Setup ..... 9

    2.5 Measurement Results Explanation Example..... 9

**3 TEST RESULT ..... 10**

    3.1 6dB and 99% Bandwidth Measurement ..... 10

    3.2 Output Power Measurement..... 17

    3.3 Power Spectral Density Measurement ..... 18

    3.4 Conducted Band Edges and Spurious Emission Measurement ..... 25

    3.5 Radiated Band Edges and Spurious Emission Measurement ..... 34

    3.6 Antenna Requirements ..... 38

**4 LIST OF MEASURING EQUIPMENT..... 39**

**5 MEASUREMENT UNCERTAINTY ..... 40**

**APPENDIX A. CONDUCTED TEST RESULTS**

**APPENDIX B. RADIATED SPURIOUS EMISSION**

**APPENDIX C. DUTY CYCLE PLOTS**



### REVISION HISTORY

REPORT NO.	VERSION	DESCRIPTION	ISSUED DATE
FR380109-01	Rev. 01	Initial issue of report	Dec. 21, 2023



### SUMMARY OF TEST RESULT

Report Section	FCC Rule	Description	Limit	Result	Remark
3.1	15.247(a)(2)	6dB Bandwidth	≥ 0.5MHz	Pass	-
3.1	-	99% Bandwidth	-	Report only	-
3.2	15.247(b)(3)	Peak Output Power	≤ 30dBm	Pass	-
3.3	15.247(e)	Power Spectral Density	≤ 8dBm/3kHz	Pass	-
3.4	15.247(d)	Conducted Band Edges and Spurious Emission	≤ 20dBc	Pass	-
3.5	15.247(d)	Radiated Band Edges and Spurious Emission	15.209(a) & 15.247(d)	Pass	Under limit 6.70 dB at 4960.00 MHz
-	15.207	AC Conducted Emission	15.207(a)	Not Required	-
3.6	15.203 & 15.247(b)	Antenna Requirement	15.203 & 15.247(b)	Pass	-

Remark: Not required means after assessing, test items are not necessary to carry out.

<b>Conformity Assessment Condition:</b>
1. The test results (PASS/FAIL) with all measurement uncertainty excluded are presented against the regulation limits or in accordance with the requirements stipulated by the applicant/manufacture who shall bear all the risks of non-compliance that may potentially occur if measurement uncertainty is taken into account.
2. The measurement uncertainty please refer to each test result in the section "Measurement Uncertainty"
<b>Disclaimer:</b>
The product specifications of the EUT presented in the test report that may affect the test assessments are declared by the manufacturer who shall take full responsibility for the authenticity.



# 1 General Description

## 1.1 Applicant

Amazon.com Services LLC  
410 Terry Avenue N Seattle, WA 98109-5210 United States

## 1.2 Product Feature of Equipment Under Test

Product Feature	
Equipment	Wireless Remote
Model Name	PA38CA
FCC ID	2A4DH-3832
SN Code	Conducted: 309000148845R1 Radiation: G0G3C1013424005P

Remark: The above EUT's information was declared by manufacturer. Please refer to the specifications or user's manual for more detailed description.

## 1.3 Product Specification of Equipment Under Test

Standards-related Product Specification	
Tx/Rx Frequency Range	2402 MHz ~ 2480 MHz
Number of Channels	40
Carrier Frequency of Each Channel	40 Channel(37 hopping + 3 advertising channel)
Maximum Output Power to Antenna	BLE 1Mbps: 3.45 dBm (0.0022 W) BLE 2Mbps: 3.45 dBm (0.0022 W)
99% Occupied Bandwidth	BLE 1Mbps:1.03MHz BLE 2Mbps:2.07MHz
Antenna Type / Gain	PCB InV Antenna type with gain 3.63 dBi
Type of Modulation	Bluetooth LE : GFSK

## 1.4 Modification of EUT

No modifications are made to the EUT during all test items.



### 1.5 Testing Location

Sporton International Inc. (Kunshan) is accredited to ISO/IEC 17025:2017 by American Association for Laboratory Accreditation with Certificate Number 5145.02.

<b>Test Firm</b>	Sporton International Inc. (Kunshan)		
<b>Test Site Location</b>	No. 1098, Pengxi North Road, Kunshan Economic Development Zone Jiangsu Province 215300 People’s Republic of China TEL : +86-512-57900158		
<b>Test Site No.</b>	<b>Sporton Site No.</b>	<b>FCC Designation No.</b>	<b>FCC Test Firm Registration No.</b>
	03CH05-KS TH01-KS	CN1257	314309

### 1.6 Test Software

Item	Site	Manufacturer	Name	Version
1.	TH01-KS	SPORTON	Test Tools	10.0
2.	03CH05-KS	AUDIX	E3	210616

### 1.7 Applicable Standards

According to the specifications of the manufacturer, the EUT must comply with the requirements of the following standards:

- ♦ 47 CFR Part 15 Subpart C §15.247
- ♦ FCC KDB 558074 D01 15.247 Meas Guidance v05r02
- ♦ ANSI C63.10-2013

**Remark:**

1. All test items were verified and recorded according to the standards and without any deviation during the test.
2. This EUT has also been tested and complied with the requirements of FCC Part 15, Subpart B, recorded in a separate test report.



## 2 Test Configuration of Equipment Under Test

### 2.1 Carrier Frequency Channel

Frequency Band	Channel	Freq. (MHz)	Channel	Freq. (MHz)
2400-2483.5 MHz	0	2402	21	2444
	1	2404	22	2446
	2	2406	23	2448
	3	2408	24	2450
	4	2410	25	2452
	5	2412	26	2454
	6	2414	27	2456
	7	2416	28	2458
	8	2418	29	2460
	9	2420	30	2462
	10	2422	31	2464
	11	2424	32	2466
	12	2426	33	2468
	13	2428	34	2470
	14	2430	35	2472
	15	2432	36	2474
	16	2434	37	2476
	17	2436	38	2478
	18	2438	39	2480
	19	2440	-	-
20	2442	-	-	



## 2.2 Test Mode

- a. The EUT has been associated with peripherals and configuration operated in a manner tended to maximize its emission characteristics in a typical application. Frequency range investigated:, radiation emission (9 kHz to the 10th harmonic of the highest fundamental frequency or to 40 GHz, whichever is lower). For radiated measurement, pre-scanned in three orthogonal panels, X, Y, Z. The worst cases (Y plane) were recorded in this report.

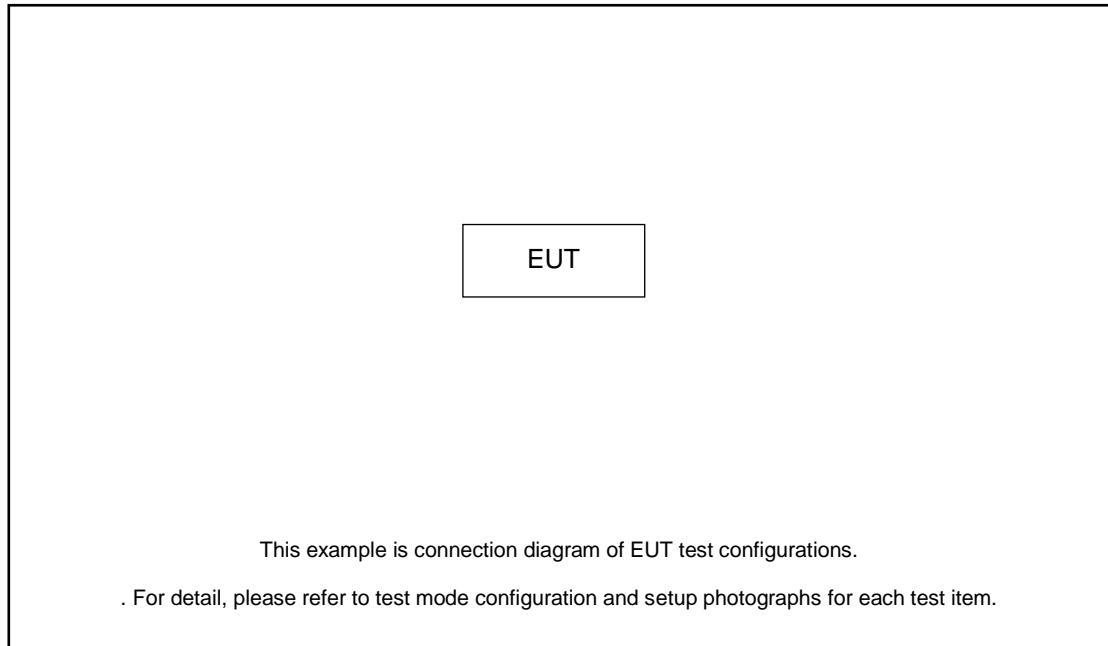
The following summary table is showing all test modes to demonstrate in compliance with the standard.

Summary table of Test Cases	
Test Item	Data Rate / Modulation
	Bluetooth – LE / GFSK
Conducted TCs	Mode 1: Bluetooth Tx CH00_2402 MHz_BLE 1Mbps
	Mode 2: Bluetooth Tx CH19_2440 MHz_BLE 1Mbps
	Mode 3: Bluetooth Tx CH39_2480 MHz_BLE 1Mbps
	Mode 4: Bluetooth Tx CH00_2402 MHz_BLE 2Mbps
	Mode 5: Bluetooth Tx CH19_2440 MHz_BLE 2Mbps
	Mode 6: Bluetooth Tx CH39_2480 MHz_BLE 2Mbps
Radiated TCs	Mode 1: Bluetooth Tx CH00_2402 MHz_BLE 1Mbps
	Mode 2: Bluetooth Tx CH19_2440 MHz_BLE 1Mbps
	Mode 3: Bluetooth Tx CH39_2480 MHz_BLE 1Mbps
	Mode 4: Bluetooth Tx CH00_2402 MHz_BLE 2Mbps
	Mode 5: Bluetooth Tx CH19_2440 MHz_BLE 2Mbps
	Mode 6: Bluetooth Tx CH39_2480 MHz_BLE 2Mbps



## 2.3 Connection Diagram of Test System

< Radiated Emission >



## 2.4 EUT Operation Test Setup

For BLE function, the engineering test program was provided and enabled to make EUT continuous transmit.

## 2.5 Measurement Results Explanation Example

**For all conducted test items:**

The offset level is set in the spectrum analyzer to compensate the RF cable loss between EUT conducted output port and spectrum analyzer. With the offset compensation, the spectrum analyzer reading level is exactly the EUT RF output level.

Example :

The spectrum analyzer offset is derived from RF cable loss.

$Offset = RF\ cable\ loss$

Following shows an offset computation example with cable loss 5.80 dB.

$Offset(dB) = RF\ cable\ loss(dB).$

$= 5.80\ (dB)$

### 3 Test Result

#### 3.1 6dB and 99% Bandwidth Measurement

##### 3.1.1 Limit of 6dB and 99% Bandwidth

The minimum 6 dB bandwidth shall be at least 500 kHz.

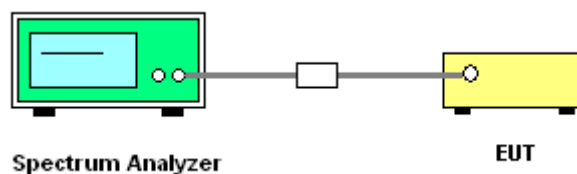
##### 3.1.2 Measuring Instruments

The section 4.0 of List of Measuring Equipment of this test report is used for test.

##### 3.1.3 Test Procedures

1. The testing follows ANSI C63.10-2013 clause 11.8
2. The RF output of EUT was connected to the spectrum analyzer by RF cable and attenuator. The path loss was compensated to the results for each measurement.
3. Set to the maximum power setting and enable the EUT transmit continuously.
4. Make the measurement with the spectrum analyzer's resolution bandwidth (RBW) = 100 kHz. Set the Video bandwidth (VBW) = 300 kHz. In order to make an accurate measurement. The 6 dB bandwidth must be greater than 500 kHz.
5. For 99% Bandwidth Measurement, the spectrum analyzer's resolution bandwidth (RBW) is set 1% to 5% of the 99% OBW and the VBW is set to 3 times of the RBW.
6. Measure and record the results in the test report.

##### 3.1.4 Test Setup



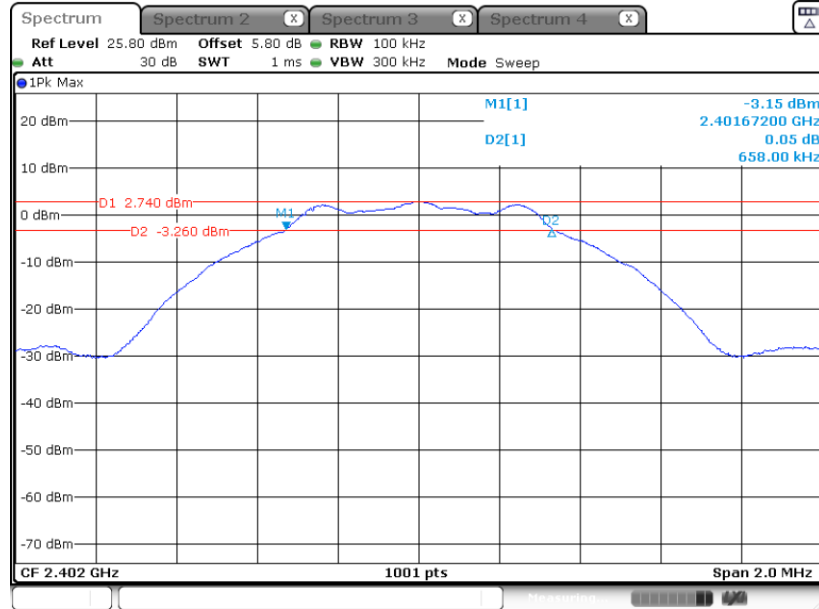


### 3.1.5 Test Result of 6dB Bandwidth

Please refer to Appendix A.

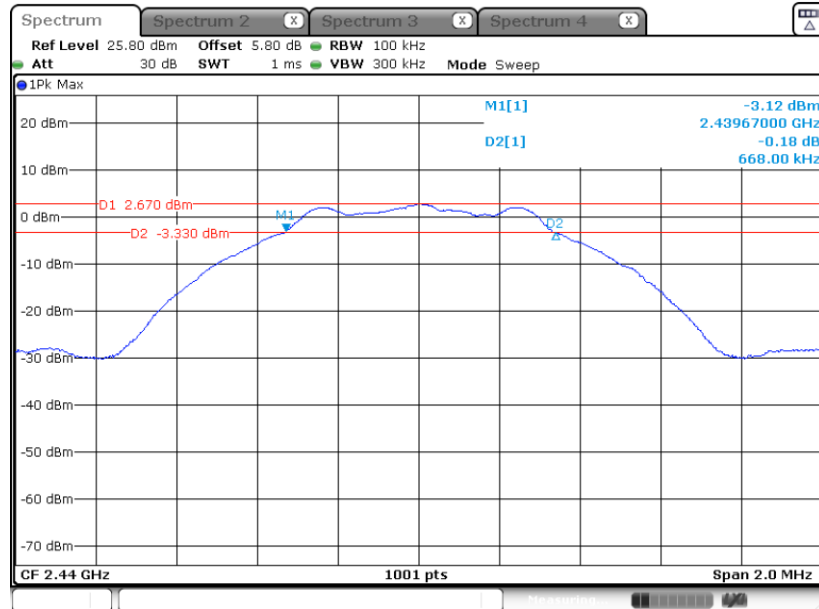
#### BLE 1Mbps

#### 6 dB Bandwidth Plot on Channel 00



Date: 1.NOV.2023 14:52:29

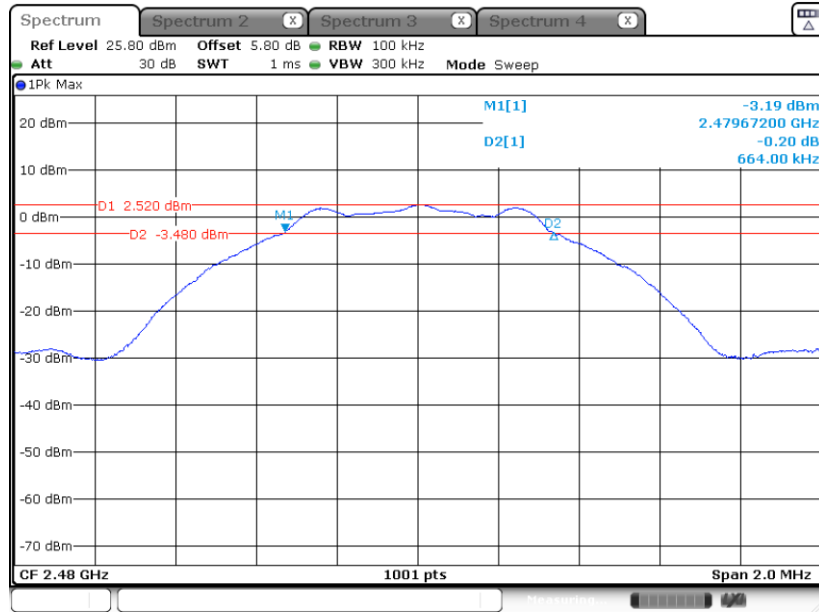
#### 6 dB Bandwidth Plot on Channel 19



Date: 1.NOV.2023 14:55:39



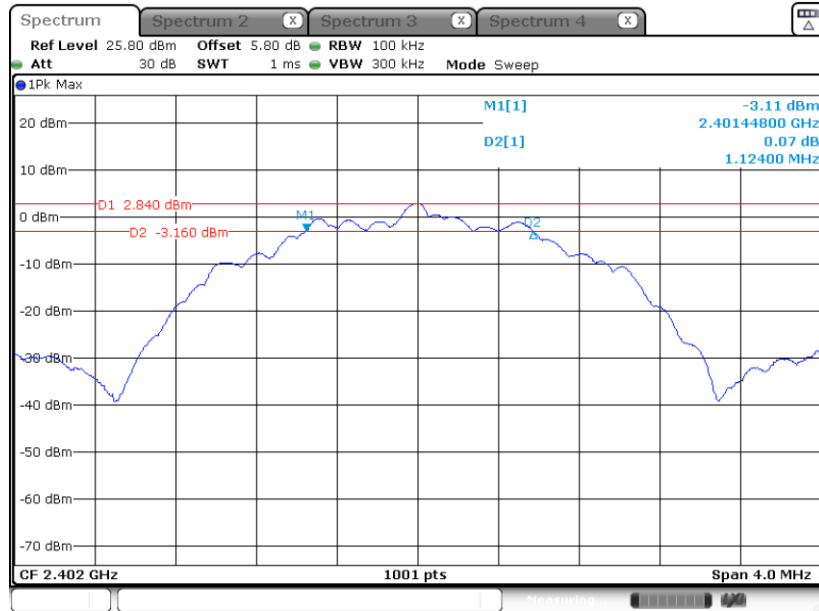
6 dB Bandwidth Plot on Channel 39



Date: 1.NOV.2023 14:57:14

BLE 2Mbps

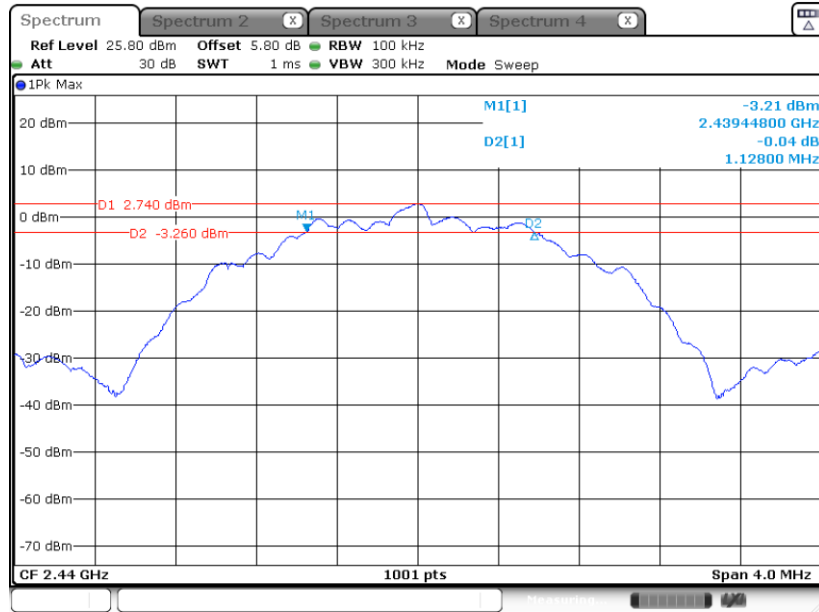
6 dB Bandwidth Plot on Channel 00



Date: 1.NOV.2023 14:59:12

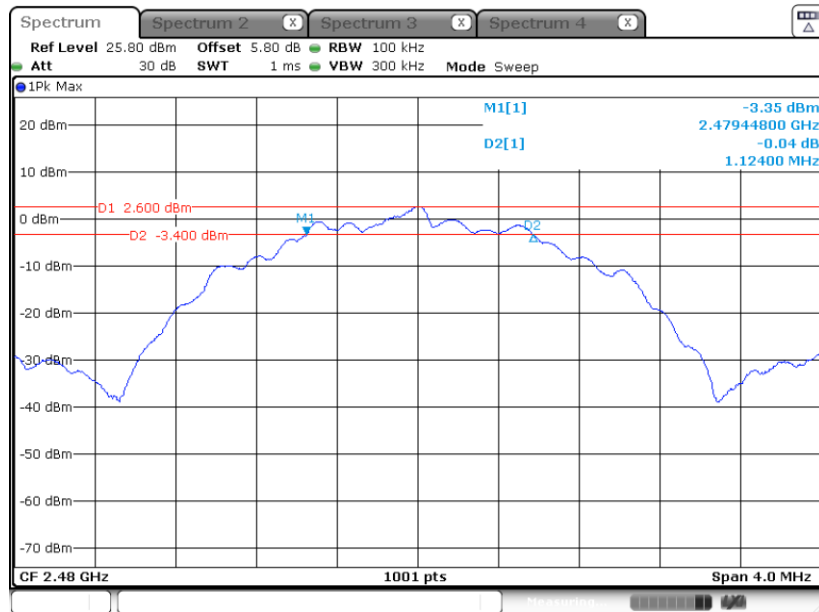


6 dB Bandwidth Plot on Channel 19



Date: 1.NOV.2023 15:01:46

6 dB Bandwidth Plot on Channel 39



Date: 1.NOV.2023 15:04:04

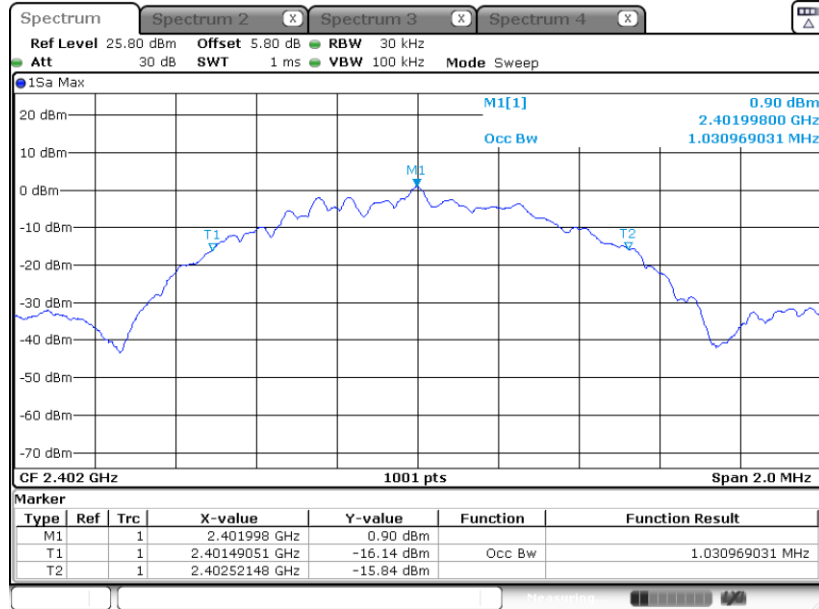


### 3.1.6 Test Result of 99% Occupied Bandwidth

Please refer to Appendix A.

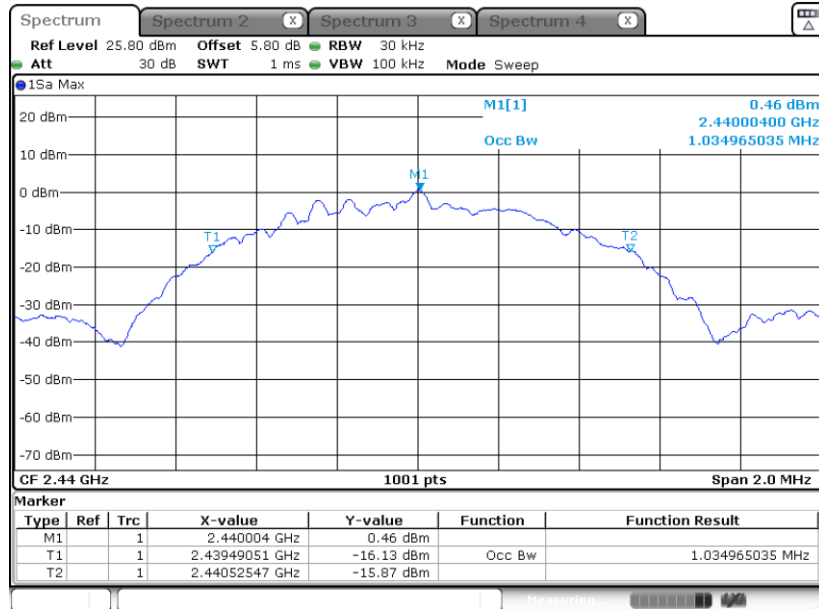
#### BLE 1Mbps

#### 99% Occupied Bandwidth Plot on Channel 00



Date: 1.NOV.2023 14:53:16

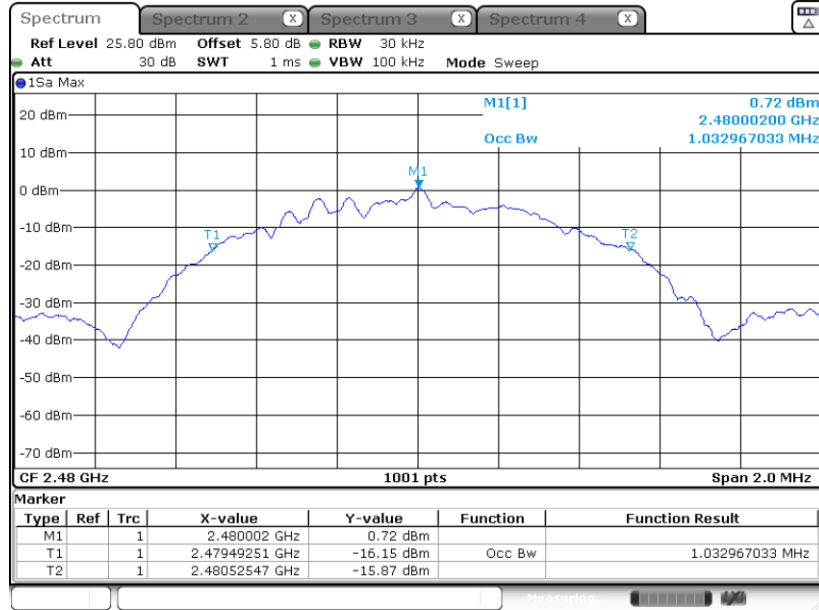
#### 99% Occupied Bandwidth Plot on Channel 19



Date: 1.NOV.2023 14:56:25



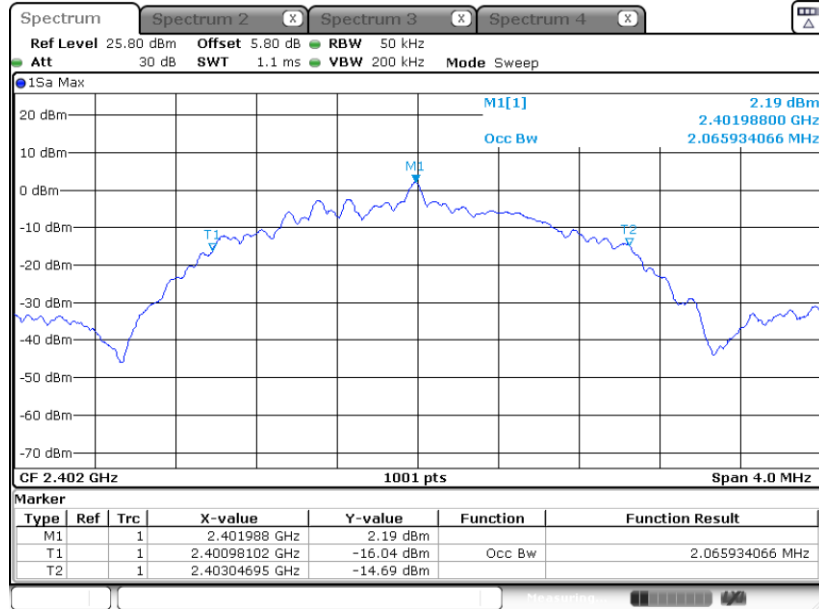
99% Occupied Bandwidth Plot on Channel 39



Date: 1.NOV.2023 14:58:01

BLE 2Mbps

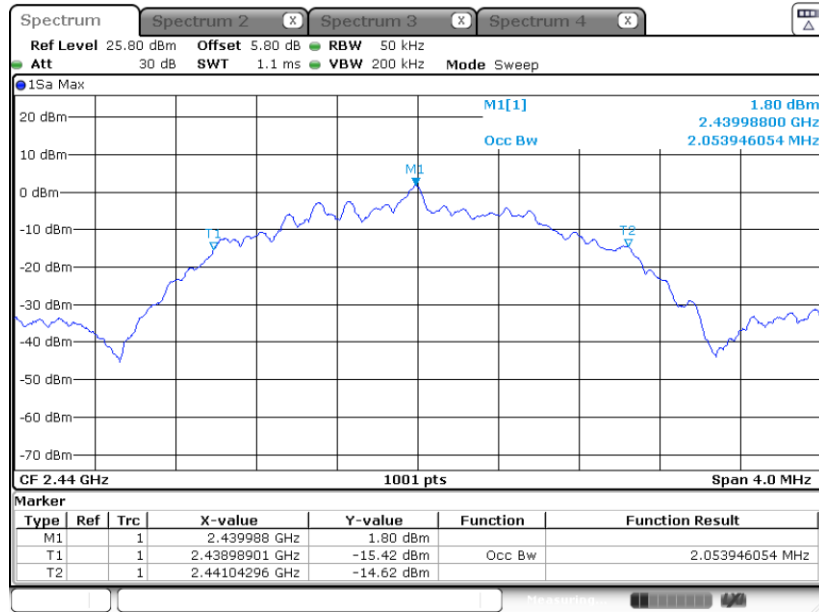
99% Occupied Bandwidth Plot on Channel 00



Date: 1.NOV.2023 15:00:40

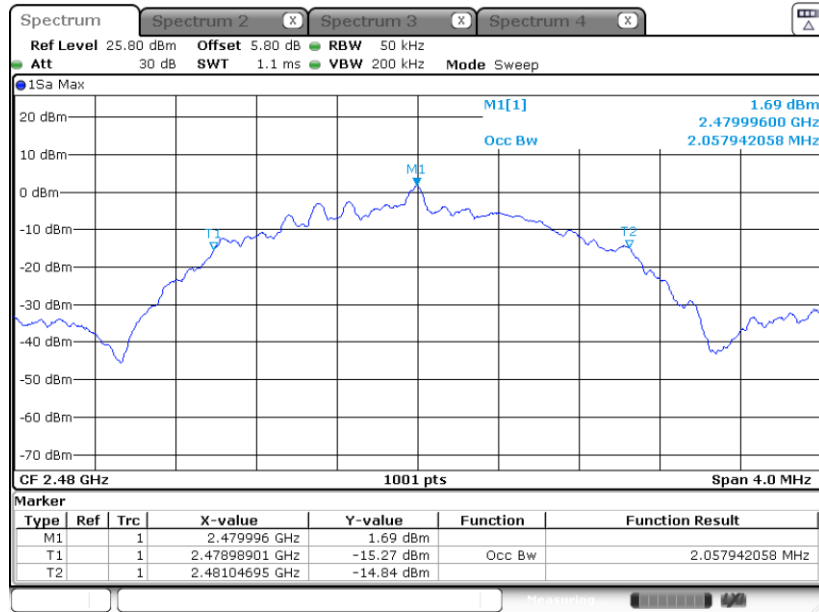


99% Occupied Bandwidth Plot on Channel 19



Date: 1.NOV.2023 15:02:44

99% Occupied Bandwidth Plot on Channel 39



Date: 1.NOV.2023 15:05:01

Note : The occupied channel bandwidth is maintained within the band of operation for all of the modulations.



## 3.2 Output Power Measurement

### 3.2.1 Limit of Output Power

For systems using digital modulation in the 2400-2483.5MHz, the limit for peak output power is 30dBm. If transmitting antenna of directional gain greater than 6dBi is used, the peak output power from the intentional radiator shall be reduced below the above stated value by the amount in dB that the directional gain of the antenna exceeds 6 dBi. In case of point-to-point operation, the limit has to be reduced by 1dB for every 3dB that the directional gain of the antenna exceeds 6dBi.

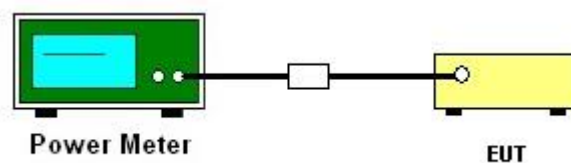
### 3.2.2 Measuring Instruments

The section 4.0 of List of Measuring Equipment of this test report is used for test.

### 3.2.3 Test Procedures

1. The testing follows the Measurement Procedure of ANSI C63.10-2013 clause 11.9.1.3 PKPM1 Peak power meter or ANSI C63.10-2013 clause 11.9.2.3.1 Method AVGPM method.
2. The RF output of EUT was connected to the power meter by RF cable and attenuator. The path loss was compensated to the results for each measurement.
3. Set to the maximum power setting and enable the EUT transmit continuously.
4. Measure the conducted output power and record the results in the test report.

### 3.2.4 Test Setup



### 3.2.5 Test Result of Peak Output Power

Please refer to Appendix A.

### 3.2.6 Test Result of Average Output Power (Reporting Only)

Please refer to Appendix A.

### 3.3 Power Spectral Density Measurement

#### 3.3.1 Limit of Power Spectral Density

The peak power spectral density shall not be greater than 8dBm in any 3kHz band at any time interval of continuous transmission.

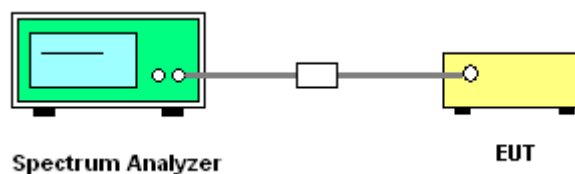
#### 3.3.2 Measuring Instruments

The section 4.0 of List of Measuring Equipment of this test report is used for test.

#### 3.3.3 Test Procedures

1. The testing follows Measurement Procedure of ANSI C63.10-2013 clause 11.10.2 Method PKPSD.
2. The RF output of EUT was connected to the spectrum analyzer by RF cable and attenuator. The path loss was compensated to the results for each measurement.
3. Set to the maximum power setting and enable the EUT transmit continuously.
4. Make the measurement with the spectrum analyzer's resolution bandwidth (RBW) = 3 kHz. Video bandwidth VBW = 10 kHz In order to make an accurate measurement, set the span to 1.5 times DTS Channel Bandwidth. (6dB BW)
5. Detector = peak, Sweep time = auto couple, Trace mode = max hold, Allow trace to fully stabilize. Use the peak marker function to determine the maximum power level.
6. Measure and record the results in the test report.
7. The Measured power density (dBm)/ 100kHz is a reference level and used as 20dBc down limit line for Conducted Band Edges and Conducted Spurious Emission.

#### 3.3.4 Test Setup



#### 3.3.5 Test Result of Power Spectral Density

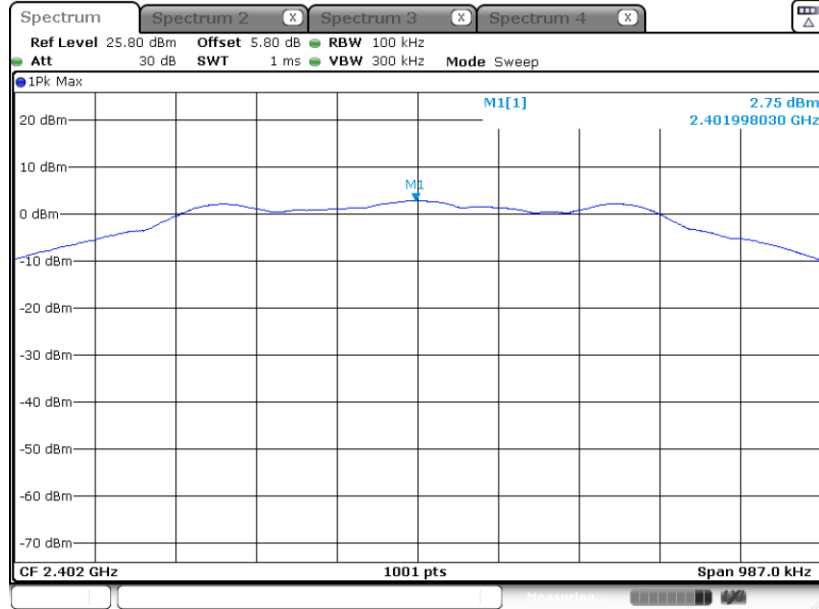
Please refer to Appendix A.



### 3.3.6 Test Result of Power Spectral Density Plots (100kHz)

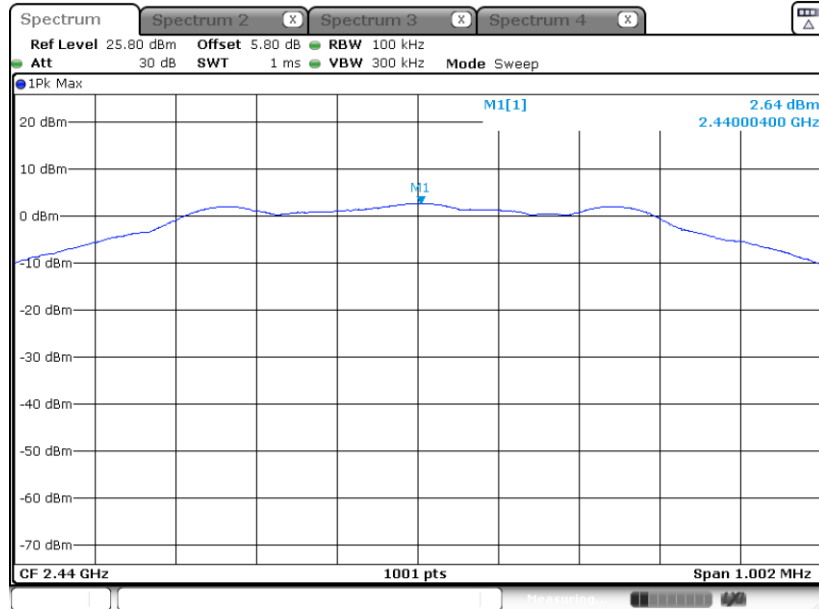
#### BLE 1Mbps

#### PSD 100kHz Plot on Channel 00



Date: 1.NOV.2023 14:53:07

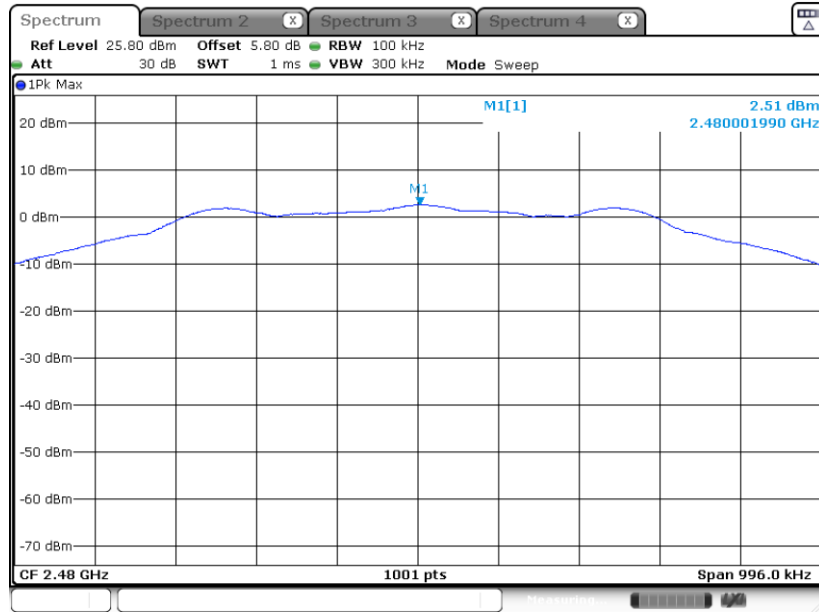
#### PSD 100kHz Plot on Channel 19



Date: 1.NOV.2023 14:56:16



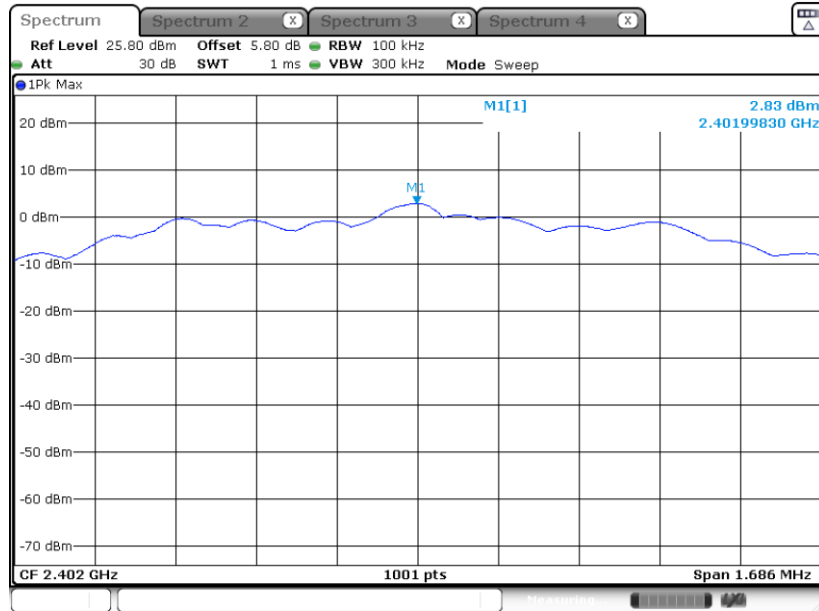
### PSD 100kHz Plot on Channel 39



Date: 1.NOV.2023 14:57:52

### BLE 2Mbps

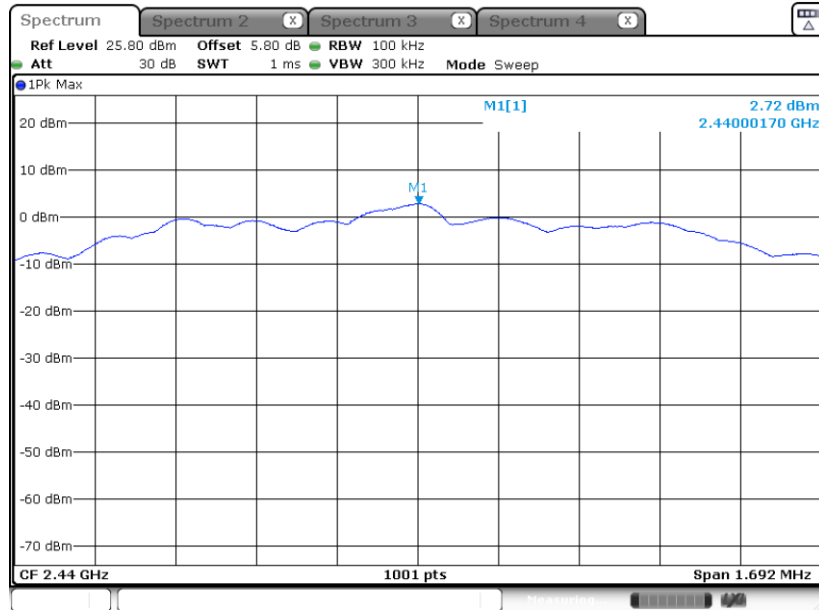
### PSD 100kHz Plot on Channel 00



Date: 1.NOV.2023 14:59:50

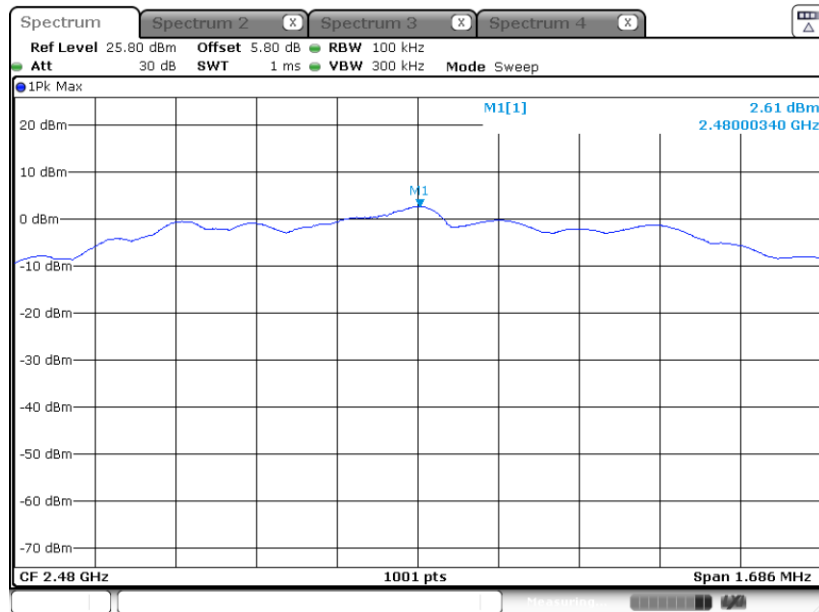


PSD 100kHz Plot on Channel 19



Date: 1.NOV.2023 15:02:24

PSD 100kHz Plot on Channel 39



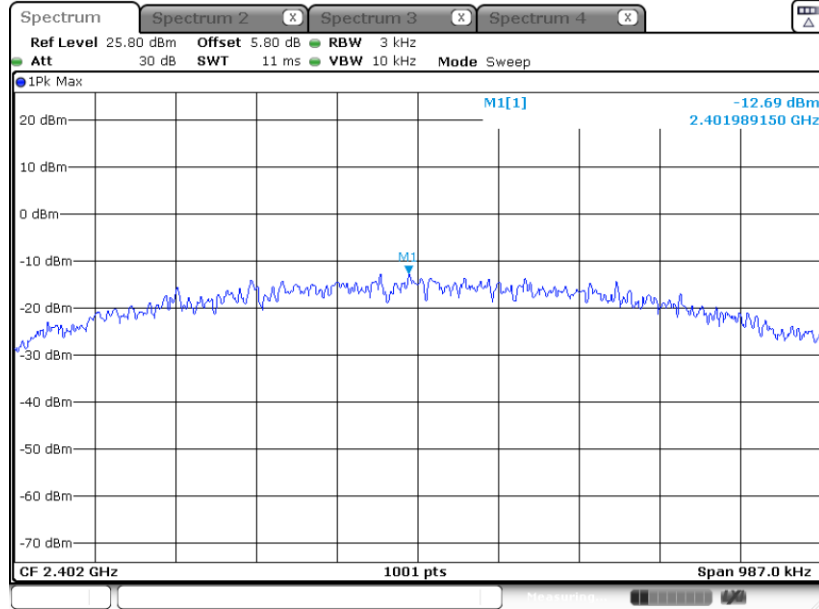
Date: 1.NOV.2023 15:04:42



### 3.3.7 Test Result of Power Spectral Density Plots (3kHz)

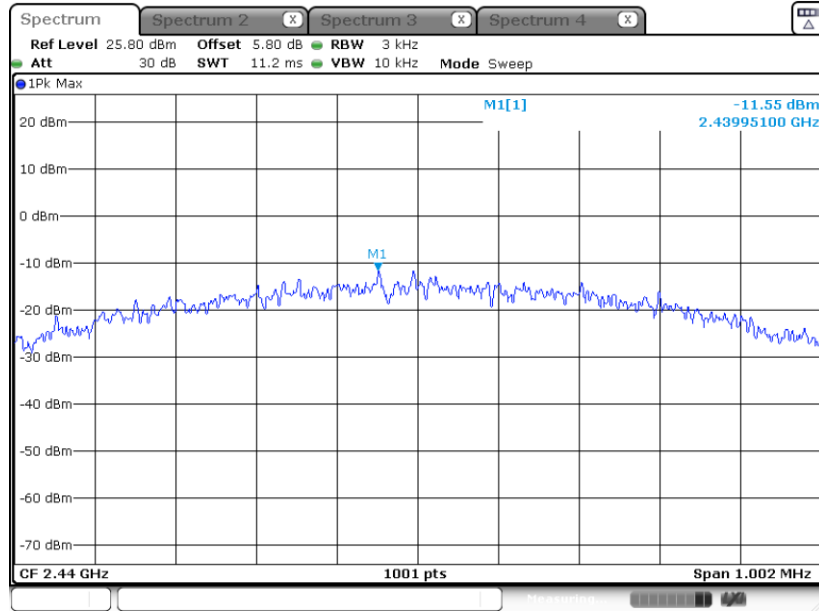
#### BLE 1Mbps

#### PSD 3kHz Plot on Channel 00



Date: 1.NOV.2023 14:52:48

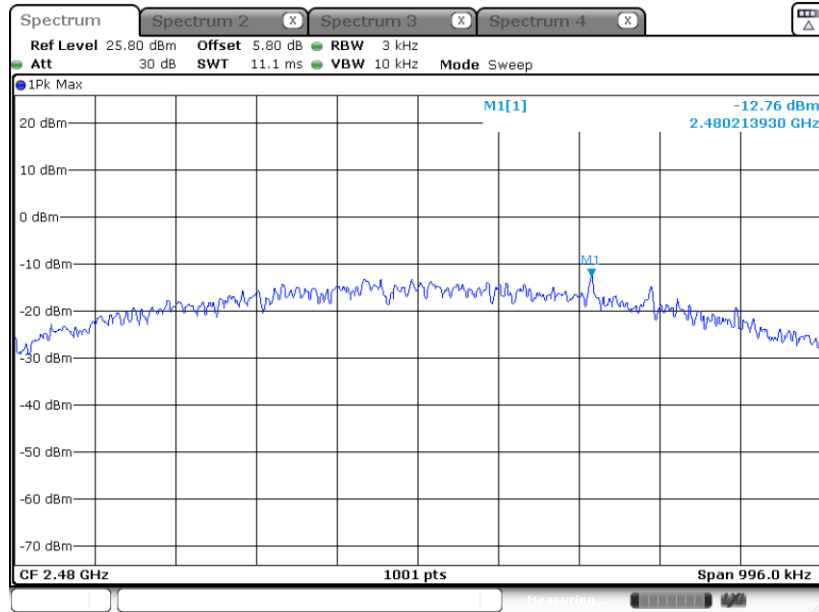
#### PSD 3kHz Plot on Channel 19



Date: 1.NOV.2023 14:55:58



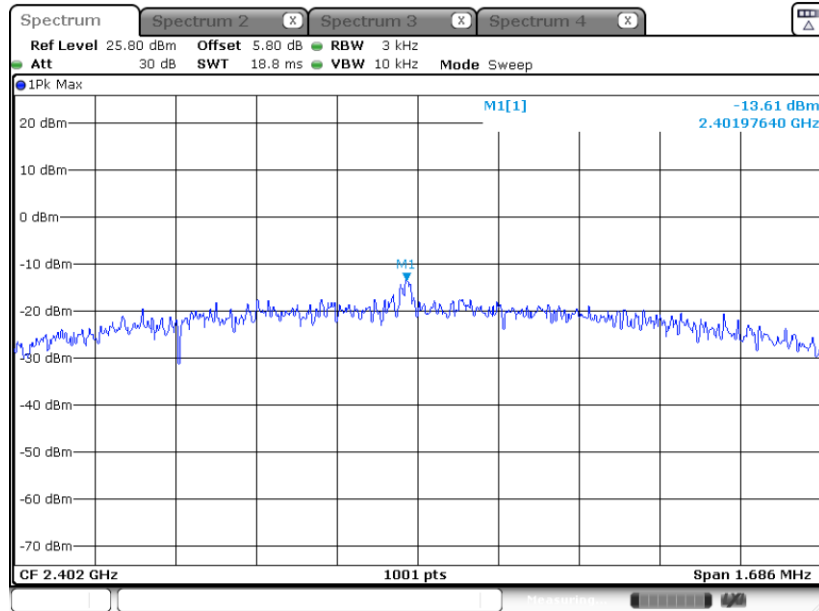
PSD 3kHz Plot on Channel 39



Date: 1.NOV.2023 14:57:33

BLE 2Mbps

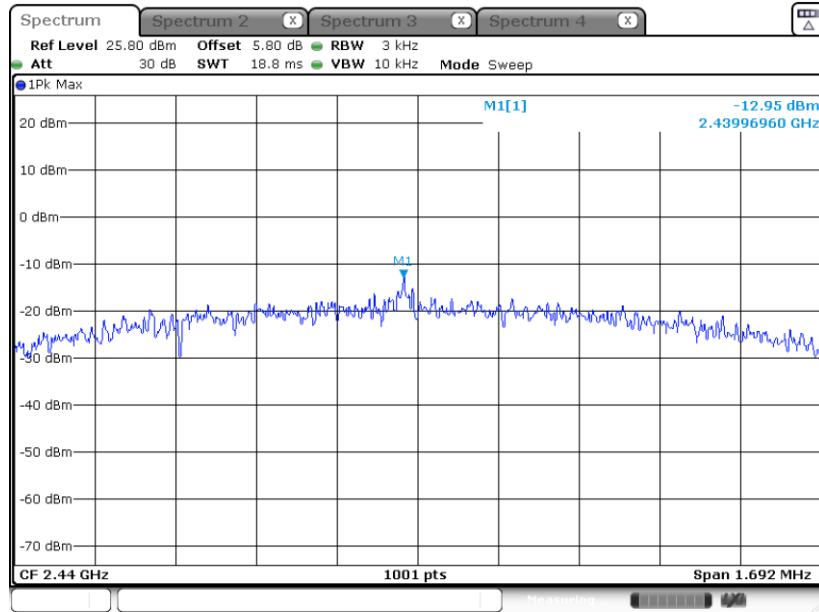
PSD 3kHz Plot on Channel 00



Date: 1.NOV.2023 14:59:31

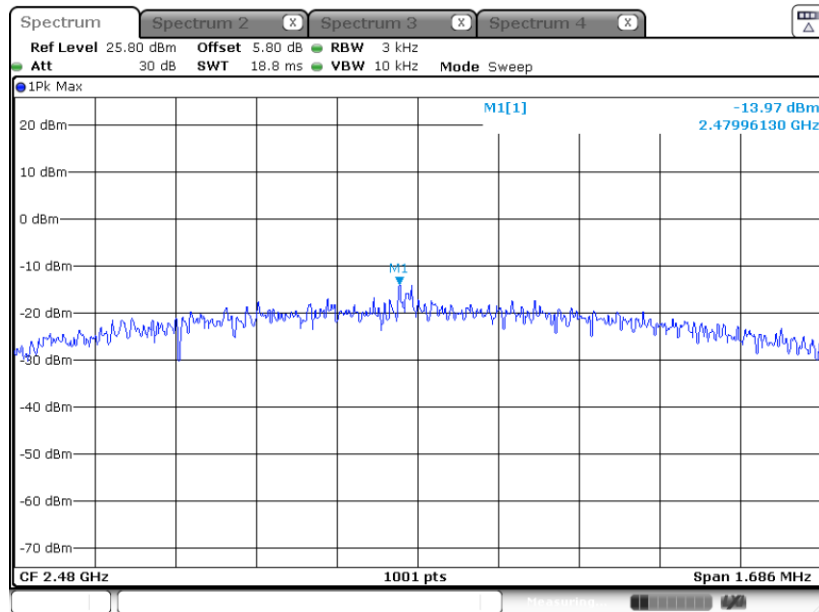


PSD 3kHz Plot on Channel 19



Date: 1.NOV.2023 15:02:05

PSD 3kHz Plot on Channel 39



Date: 1.NOV.2023 15:04:23



## 3.4 Conducted Band Edges and Spurious Emission Measurement

### 3.4.1 Limit of Conducted Band Edges and Spurious Emission

All harmonics/spurious must be at least 20 dB down from the highest emission level within the authorized band.

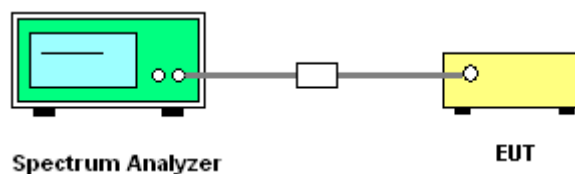
### 3.4.2 Measuring Instruments

The section 4.0 of List of Measuring Equipment of this test report is used for test.

### 3.4.3 Test Procedure

1. The testing follows ANSI C63.10-2013 clause 11.13
2. The RF output of EUT was connected to the spectrum analyzer by RF cable and attenuator. The path loss was compensated to the results for each measurement.
3. Set to the maximum power setting and enable the EUT transmit continuously.
4. Set RBW = 100 kHz, VBW=300 kHz, Peak Detector. Unwanted Emissions measured in any 100 kHz bandwidth outside of the authorized frequency band shall be attenuated by at least 20 dB relative to the maximum in-band peak PSD level in 100 kHz when maximum peak conducted output power procedure is used. If the transmitter complies with the conducted power limits based on the use of RMS averaging over a time interval, the attenuation required under this paragraph shall be 30 dB instead of 20 dB.
5. Measure and record the results in the test report.
6. The RF fundamental frequency should be excluded against the limit line in the operating frequency band.

### 3.4.4 Test Setup

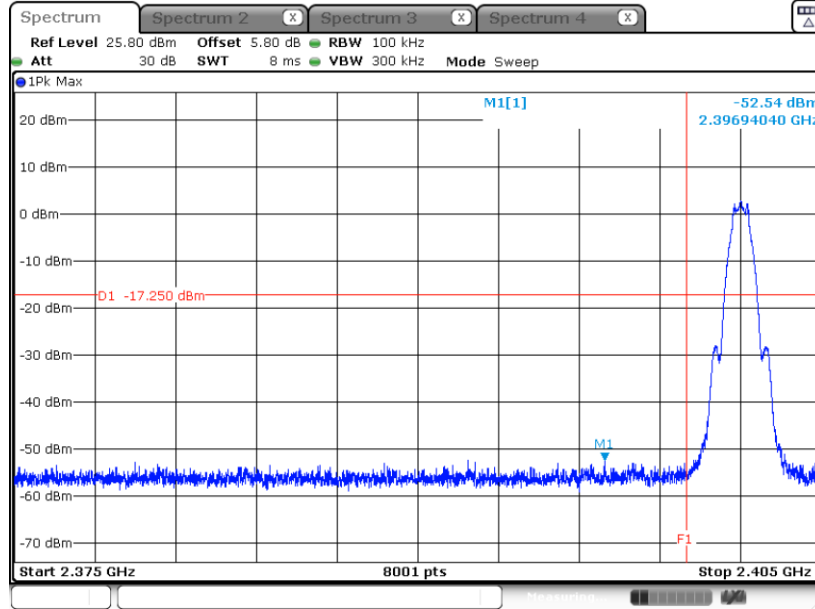




### 3.4.5 Test Result of Conducted Band Edges Plots

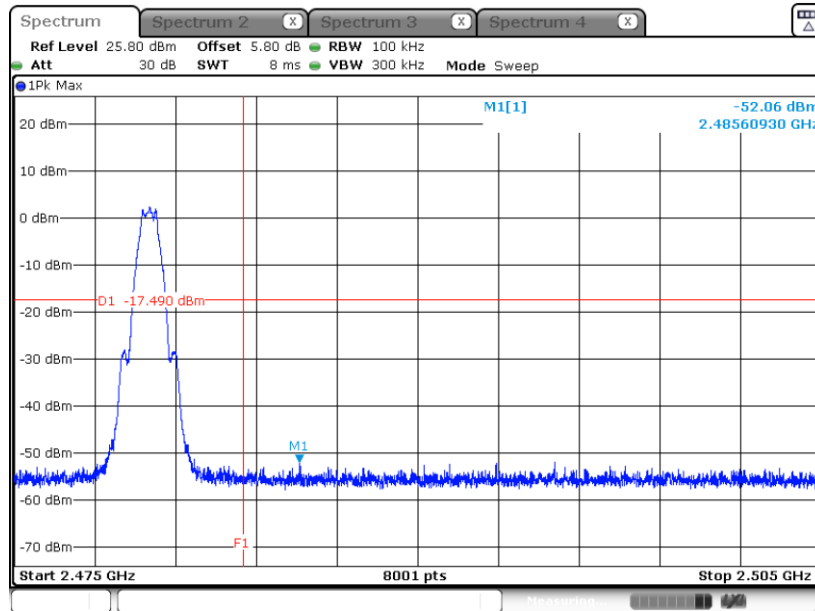
#### BLE 1Mbps

#### Low Band Edge Plot on Channel 00



Date: 1.NOV.2023 14:54:48

#### High Band Edge Plot on Channel 39

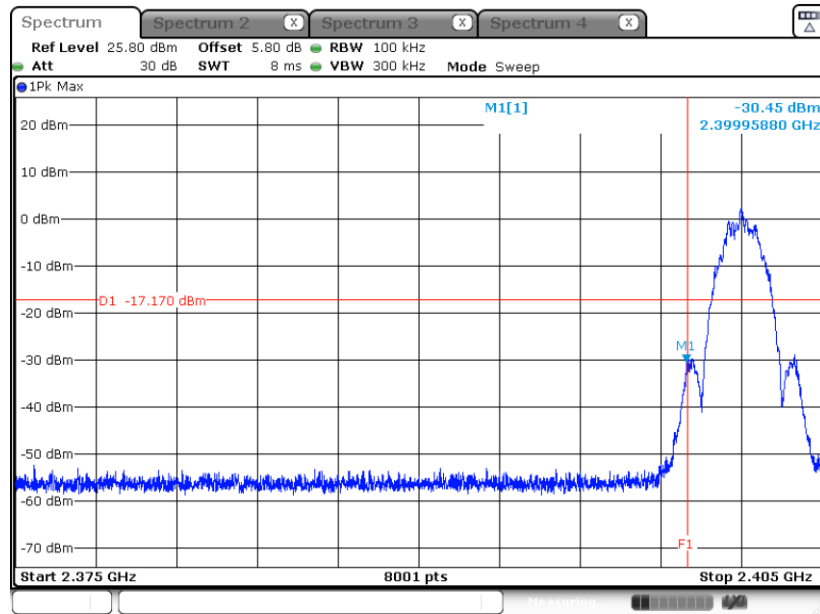


Date: 1.NOV.2023 14:58:15



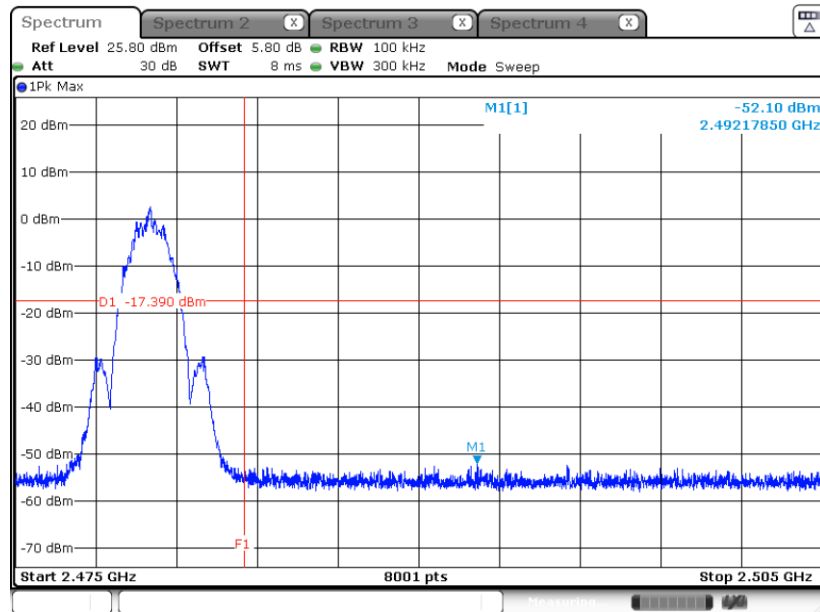
### BLE 2Mbps

#### Low Band Edge Plot on Channel 00



Date: 1.NOV.2023 15:00:51

#### High Band Edge Plot on Channel 39

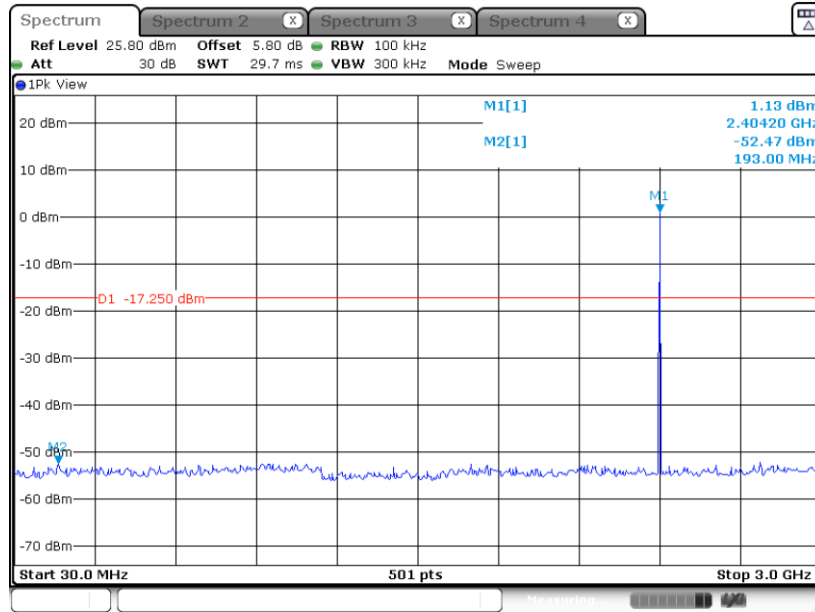


Date: 1.NOV.2023 15:05:13



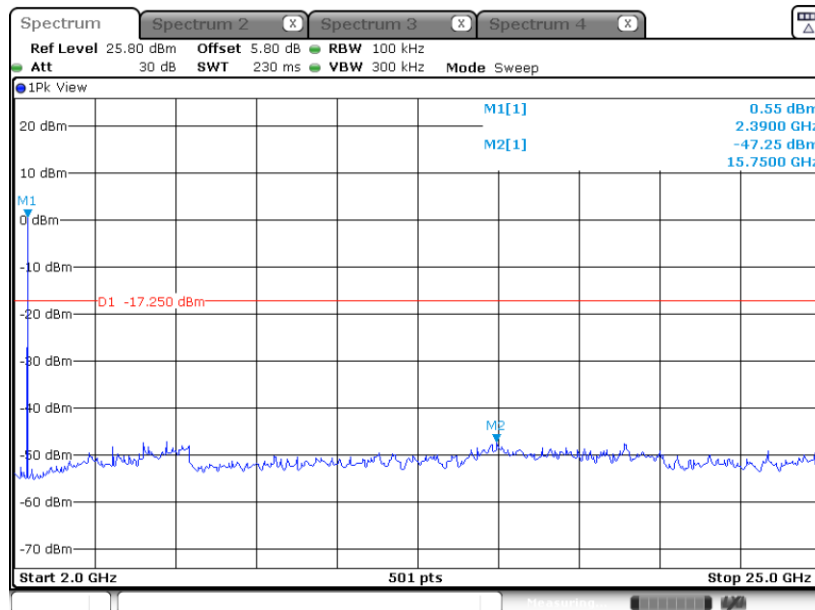
### 3.4.6 Test Result of Conducted Spurious Emission Plots

#### Conducted Spurious Emission Plot on Bluetooth LE 1Mbps GFSK Channel 00



Date: 1.NOV.2023 14:55:00

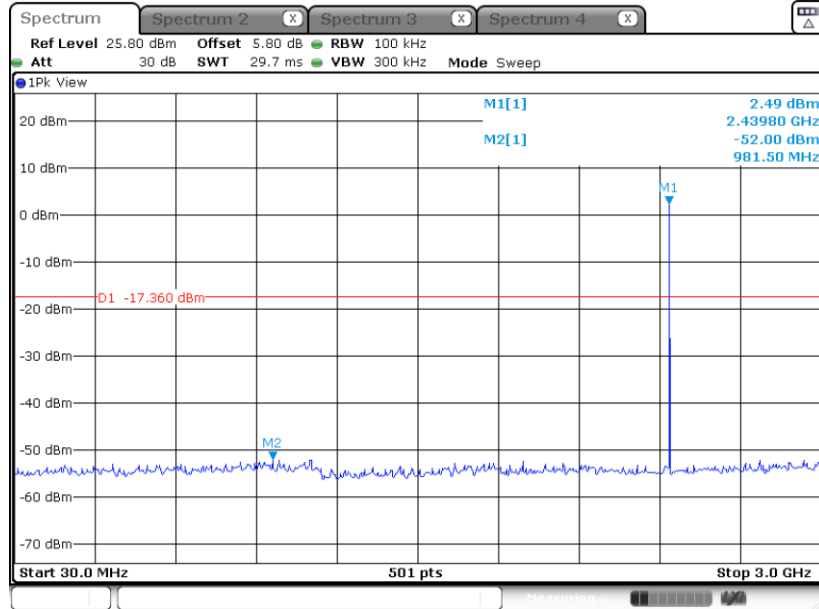
#### Conducted Spurious Emission Plot on Bluetooth LE 1Mbps GFSK Channel 00



Date: 1.NOV.2023 14:55:11

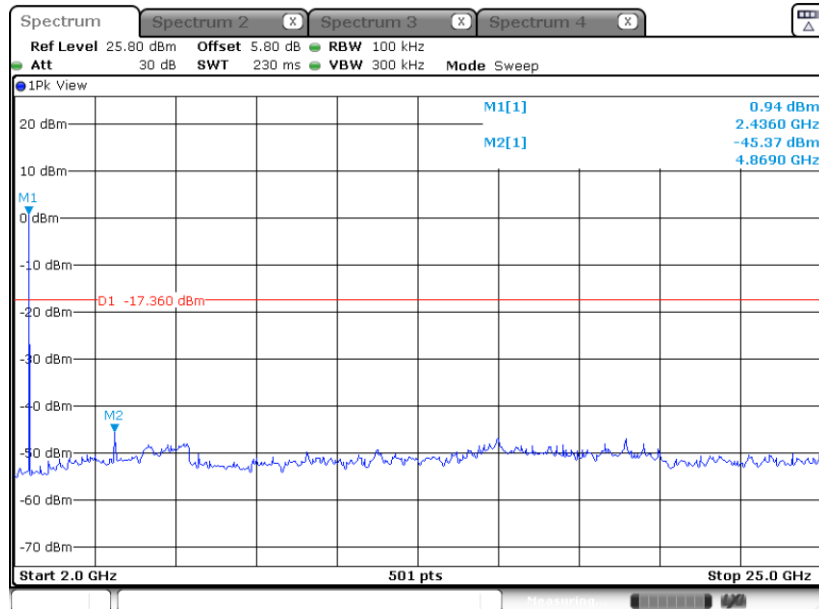


### Conducted Spurious Emission Plot on Bluetooth LE 1Mbps GFSK Channel 19



Date: 1.NOV.2023 14:56:41

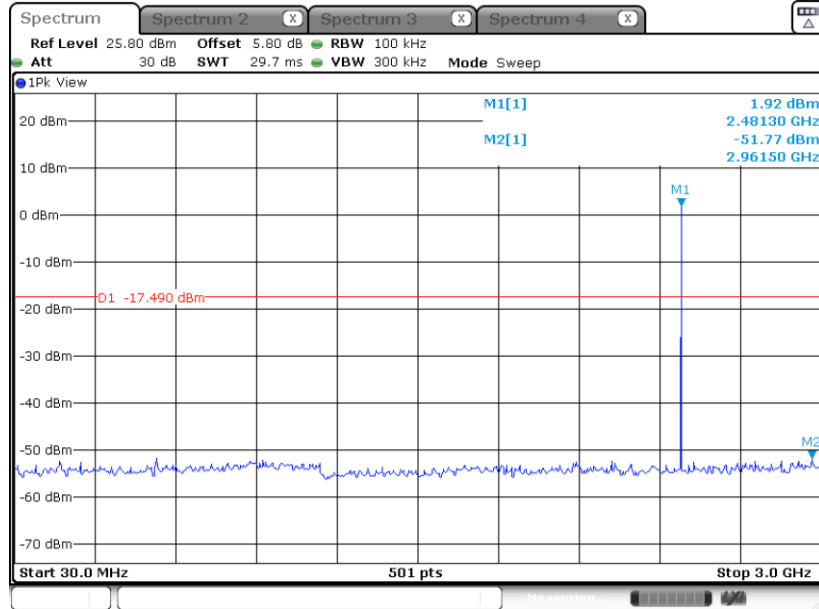
### Conducted Spurious Emission Plot on Bluetooth LE 1Mbps GFSK Channel 19



Date: 1.NOV.2023 14:56:52

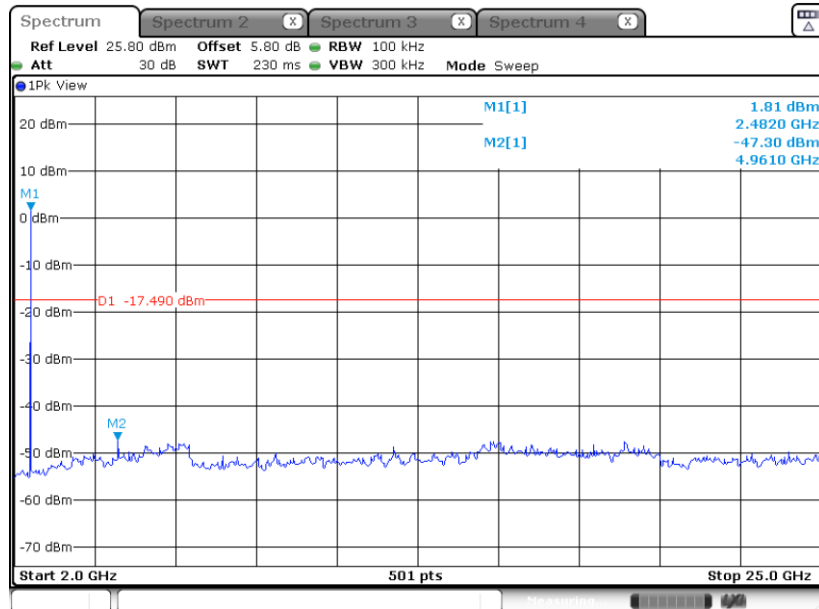


### Conducted Spurious Emission Plot on Bluetooth LE 1Mbps GFSK Channel 39



Date: 1.NOV.2023 14:58:30

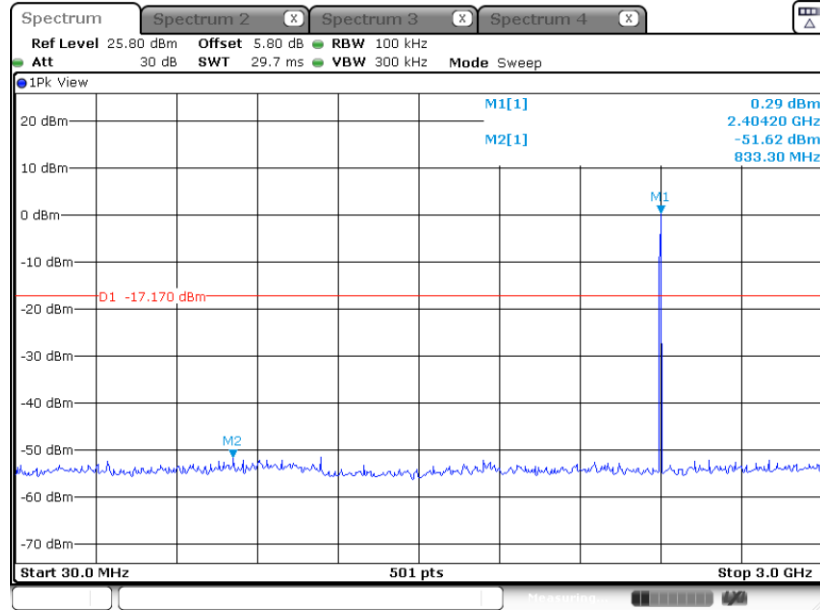
### Conducted Spurious Emission Plot on Bluetooth LE 1Mbps GFSK Channel 39



Date: 1.NOV.2023 14:58:40

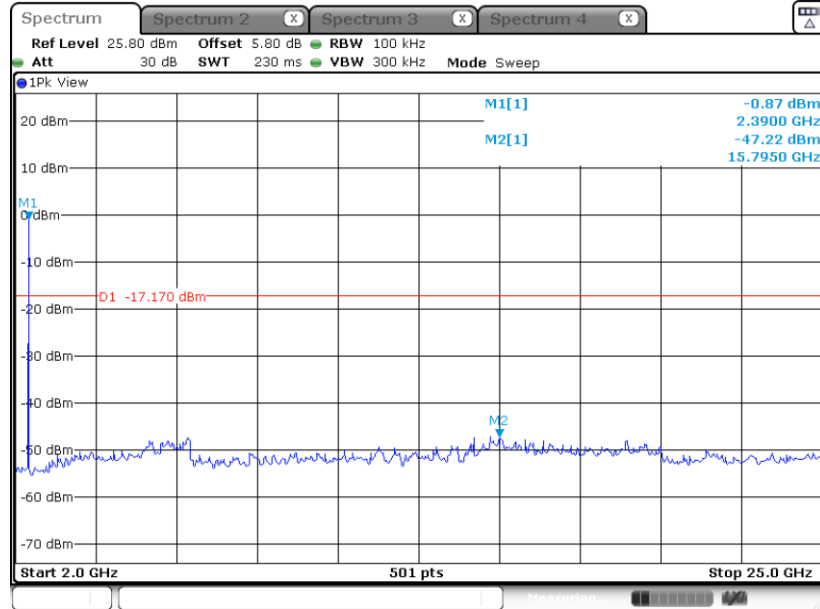


Conducted Spurious Emission Plot on Bluetooth LE 2Mbps GFSK Channel 00



Date: 1.NOV.2023 15:01:08

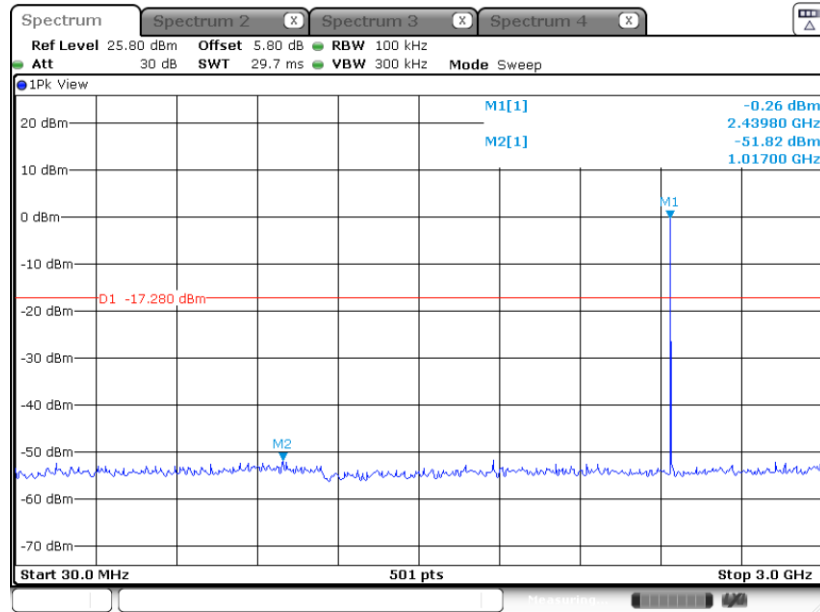
Conducted Spurious Emission Plot on Bluetooth LE 2Mbps GFSK Channel 00



Date: 1.NOV.2023 15:01:18

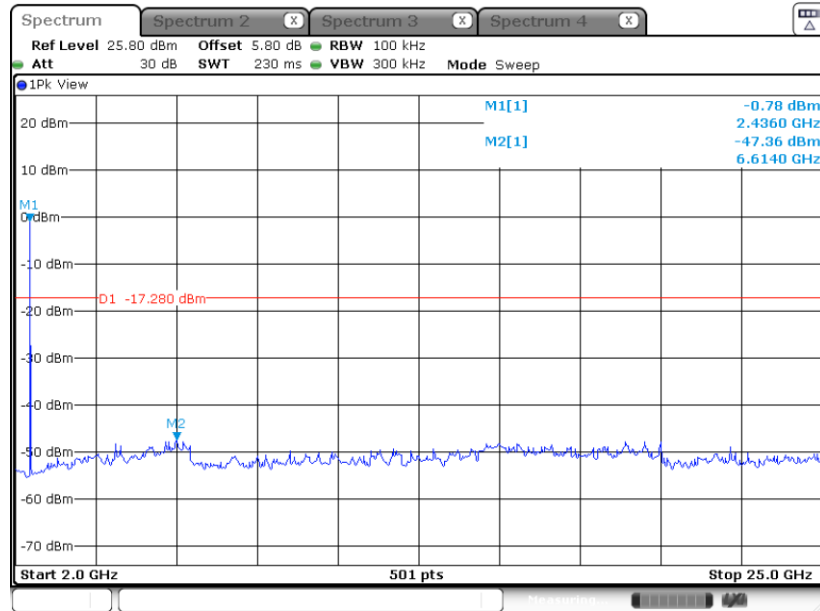


Conducted Spurious Emission Plot on Bluetooth LE 2Mbps GFSK Channel 19



Date: 1.NOV.2023 15:02:58

Conducted Spurious Emission Plot on Bluetooth LE 2Mbps GFSK Channel 19

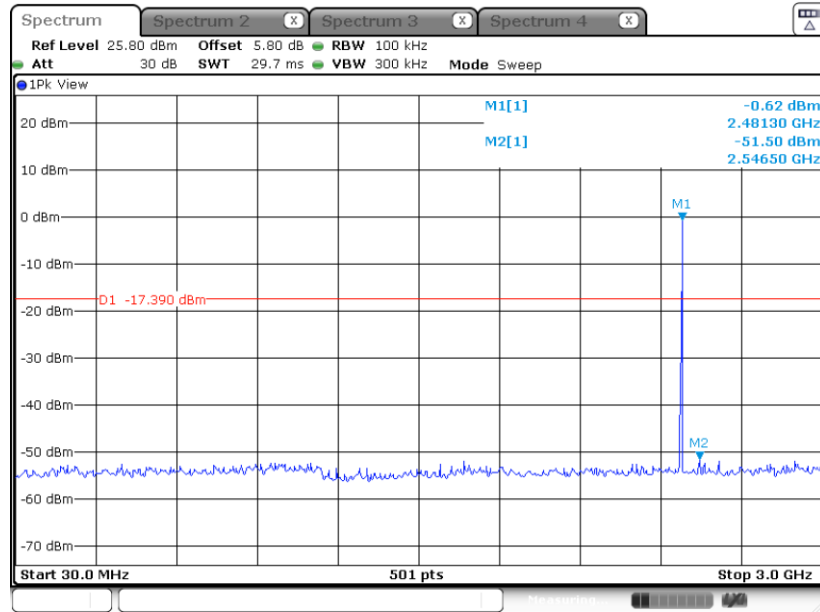


Date: 1.NOV.2023 15:03:08



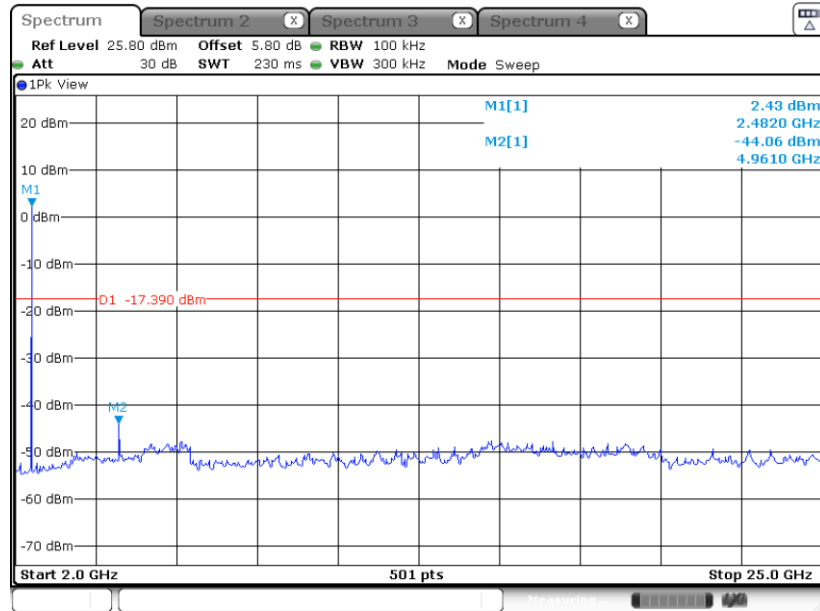


Conducted Spurious Emission Plot on Bluetooth LE 2Mbps GFSK Channel 39



Date: 1.NOV.2023 15:05:26

Conducted Spurious Emission Plot on Bluetooth LE 2Mbps GFSK Channel 39



Date: 1.NOV.2023 15:05:37



### 3.5 Radiated Band Edges and Spurious Emission Measurement

#### 3.5.1 Limit of Radiated Band Edges and Spurious Emission

In any 100 kHz bandwidth outside the intentional radiator frequency band, all harmonics/spurious must be at least 20 dB below the highest emission level within the authorized band. If the output power of this device was measured by spectrum analyzer, the attenuation under this paragraph shall be 30 dB instead of 20 dB. In addition, radiated emissions which fall in the restricted bands must also comply with the limits as below.

Frequency (MHz)	Field Strength (microvolts/meter)	Measurement Distance (meters)
0.009 – 0.490	2400/F(kHz)	300
0.490 – 1.705	24000/F(kHz)	30
1.705 – 30.0	30	30
30 – 88	100	3
88 – 216	150	3
216 - 960	200	3
Above 960	500	3

#### 3.5.2 Measuring Instruments

The section 4.0 of List of Measuring Equipment of this test report is used for test.

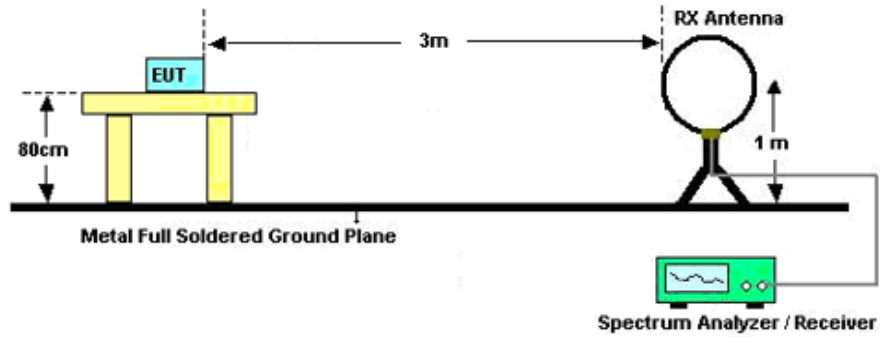


### 3.5.3 Test Procedures

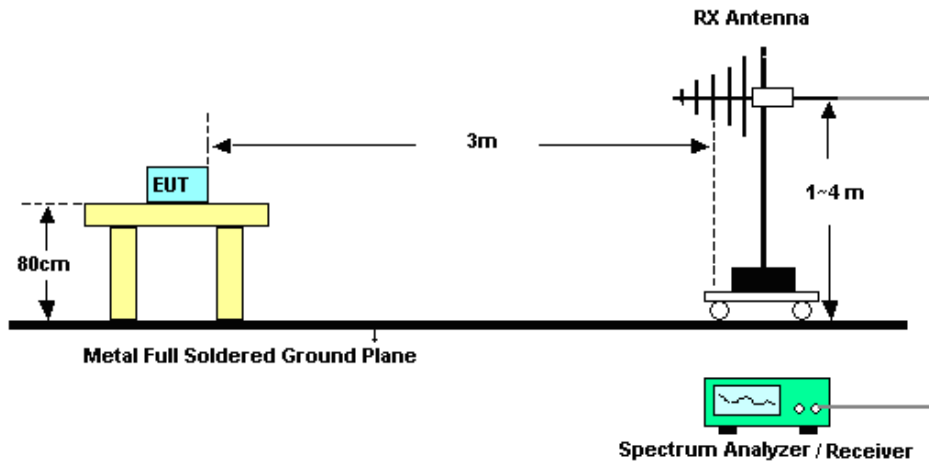
1. The testing follows ANSI C63.10-2013 clause 11.11 & 11.12
2. The EUT was arranged to its worst case and then tune the antenna tower (from 1 m to 4 m) and turntable (from 0 degree to 360 degrees) to find the maximum reading. A pre-amp and a high pass filter are used for the test in order to get better signal level.
3. The EUT was placed on a turntable with 0.8 meter for frequency below 1GHz and 1.5 meter for frequency above 1GHz respectively above ground.
4. The EUT was set 3 meters from the interference receiving antenna, which was mounted on the top of a variable height antenna tower.
5. Corrected Reading: Antenna Factor + Cable Loss + Read Level - Preamp Factor = Level
6. For testing below 1GHz, if the emission level of the EUT in peak mode was 3 dB lower than the limit specified, then peak values of EUT will be reported, otherwise, the emissions will be repeated one by one using the CISPR quasi-peak method and reported.
7. For testing above 1GHz, the emission level of the EUT in peak mode was 20dB lower than peak limit (that means the emission level in average mode also complies with the limit in average mode), then peak values of EUT will be reported, otherwise, the emissions will be measured in average mode again and reported.
8. Use the following spectrum analyzer settings:
  - (1) Span shall wide enough to fully capture the emission being measured;
  - (2) Set RBW=100 kHz for  $f < 1$  GHz;  $VBW \geq RBW$ ; Sweep = auto; Detector function = peak; Trace = max hold;
  - (3) Set RBW = 1 MHz, VBW= 3MHz for  $f \geq 1$  GHz for peak measurement.  
For average measurement:
    - $VBW = 10$  Hz, when duty cycle is no less than 98 percent.
    - $VBW \geq 1/T$ , when duty cycle is less than 98 percent where T is the minimum transmission duration over which the transmitter is on and is transmitting at its maximum power control level for the tested mode of operation.

### 3.5.4 Test Setup

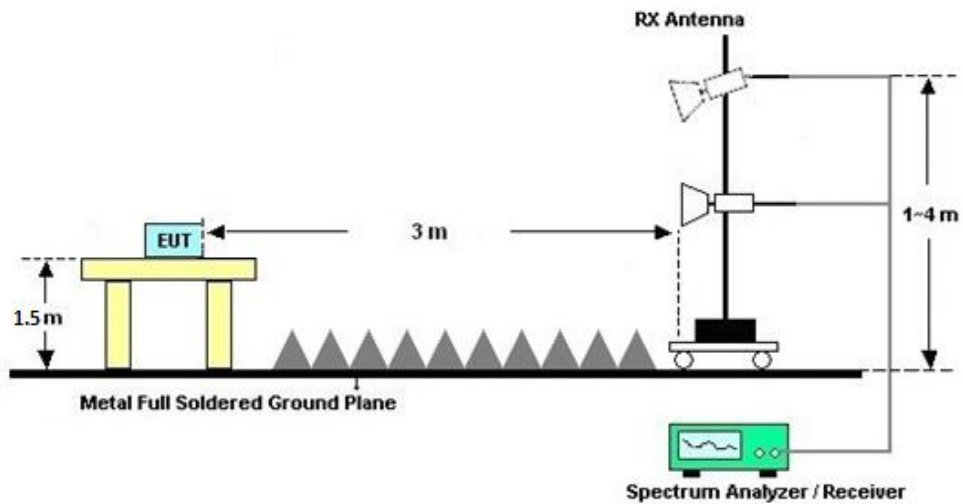
For radiated emissions below 30MHz



For radiated emissions from 30MHz to 1GHz



For radiated emissions above 1GHz





### **3.5.5 Test Results of Radiated Spurious Emissions (9 kHz ~ 30 MHz)**

The low frequency, which started from 9 kHz to 30MHz, was pre-scanned and the result which was 20dB lower than the limit line was not reported.

There is a comparison data of both open-field test site and semi-Anechoic chamber, and the result came out very similar.

### **3.5.6 Test Result of Radiated Spurious at Band Edges**

Please refer to Appendix B.

### **3.5.7 Duty Cycle**

Please refer to Appendix C.

### **3.5.8 Test Result of Radiated Spurious Emission (30MHz ~ 10th Harmonic or 40GHz, whichever is lower)**

Please refer to Appendix B.



## **3.6 Antenna Requirements**

### **3.6.1 Standard Applicable**

If directional gain of transmitting antennas is greater than 6dBi, the power shall be reduced by the same level in dB comparing to gain minus 6dBi. The use of a permanently attached antenna or of an antenna that uses a unique coupling to the intentional radiator shall be considered sufficient to comply with the rule.

### **3.6.2 Antenna Anti-Replacement Construction**

An embedded-in antenna design is used.

### **3.6.3 Antenna Gain**

The antenna peak gain of EUT is less than 6 dBi. Therefore, it is not necessary to reduce maximum peak output power limit.



## 4 List of Measuring Equipment

Instrument	Manufacturer	Model No.	Serial No.	Characteristics	Calibration Date	Test Date	Due Date	Remark
Spectrum Analyzer	R&S	FSV40	101040	10Hz~40GHz	Oct. 11, 2023	Nov. 01, 2023	Oct. 10, 2024	Conducted (TH01-KS)
Pulse Power Sensor	Anritsu	MA2411B	0917070	300MHz~40GHz	Jan. 05, 2023	Nov. 01, 2023	Jan. 04, 2024	Conducted (TH01-KS)
Power Meter	Anritsu	ML2495A	1005002	50MHz Bandwidth	Jan. 05, 2023	Nov. 01, 2023	Jan. 04, 2024	Conducted (TH01-KS)
Attenuator	TOJOIN	SMA(JK)	EMC01	2W/DC-18G	Jan. 10, 2023	Nov. 01, 2023	Jan. 09, 2024	Conducted (TH01-KS)
EMI Test Receiver	Keysight	N9038A	MY56400004	3Hz~8.5GHz;Max 30dBm	Oct. 10, 2023	Oct. 24, 2023~Oct. 26, 2023	Oct. 09, 2024	Radiation (03CH05-KS)
EXA Spectrum Analyzer	Keysight	N9010A	MY55150244	10Hz-44G,MAX 30dB	Mar. 24, 2023	Oct. 24, 2023~Oct. 26, 2023	Mar. 23, 2024	Radiation (03CH05-KS)
Loop Antenna	R&S	HFH2-Z2	100321	9kHz~30MHz	Oct. 10, 2023	Oct. 24, 2023~Oct. 26, 2023	Oct. 09, 2024	Radiation (03CH05-KS)
Bilog Antenna	TeseQ	CBL6111D	49922	30MHz-1GHz	Apr. 09, 2023	Oct. 24, 2023~Oct. 26, 2023	Apr. 08, 2024	Radiation (03CH05-KS)
Double Ridge Horn Antenna	ETS-Lindgren	3117	00218642	1GHz~18GHz	Apr. 06, 2023	Oct. 24, 2023~Oct. 26, 2023	Apr. 05, 2024	Radiation (03CH05-KS)
SHF-EHF Horn	Com-power	AH-840	101093	18GHz~40GHz	Jan. 08, 2023	Oct. 24, 2023~Oct. 26, 2023	Jan. 07, 2024	Radiation (03CH05-KS)
Amplifier	SONOMA	310N	380826	9KHz-1GHz	Jul. 06, 2023	Oct. 24, 2023~Oct. 26, 2023	Jul. 05, 2024	Radiation (03CH05-KS)
Amplifier	EM	EM18G40GA	060852	18~40GHz	Jan. 05, 2023	Oct. 24, 2023~Oct. 26, 2023	Jan. 04, 2024	Radiation (03CH05-KS)
high gain Amplifier	EM	EM01G18GA	060839	1Ghz-18Ghz	Oct. 10, 2023	Oct. 24, 2023~Oct. 26, 2023	Oct. 09, 2024	Radiation (03CH05-KS)
Amplifier	EM	EM01G18GA	060833	1Ghz-18Ghz	Jan. 05, 2023	Oct. 24, 2023~Oct. 26, 2023	Jan. 04, 2024	Radiation (03CH05-KS)
AC Power Source	Chroma	61601	F104090004	N/A	NCR	Oct. 24, 2023~Oct. 26, 2023	NCR	Radiation (03CH05-KS)
Turn Table	ChamPro	EM 1000-T	060762-T	0~360 degree	NCR	Oct. 24, 2023~Oct. 26, 2023	NCR	Radiation (03CH05-KS)
Antenna Mast	ChamPro	EM 1000-A	060762-A	1 m~4 m	NCR	Oct. 24, 2023~Oct. 26, 2023	NCR	Radiation (03CH05-KS)
Attenuator	TOJOIN	SMA(JK)	EMC01	2W/DC-18G	Jan. 10, 2023	Oct. 24, 2023~Oct. 26, 2023	Jan. 09, 2024	Radiation (03CH05-KS)

NCR: No Calibration Required



## 5 Measurement Uncertainty

The measurement uncertainties shown below were calculated in accordance with the requirements of ANSI 63.10-2013. All the measurement uncertainty value were shown with a coverage K=2 to indicate 95% level of confidence. The measurement data show herein meets or exceeds the CISPR measurement uncertainty values specified in CISPR 16-4-2 and can be compared directly to specified limit to determine compliance.

### Uncertainty of Conducted Measurement

Conducted Spurious Emission & Bandedge	±2.26 dB
Occupied Channel Bandwidth	±0.1%
Conducted Power	±0.46 dB
Conducted Power Spectral Density	±0.88 dB
Frequency	±0.4 Hz

### Uncertainty of Radiated Emission Measurement (9 KHz ~ 30 MHz)

Measuring Uncertainty for a Level of Confidence of 95% (U = 2Uc(y))	3.3 dB
---	--------

### Uncertainty of Radiated Emission Measurement (30 MHz ~ 1000 MHz)

Measuring Uncertainty for a Level of Confidence of 95% (U = 2Uc(y))	6.28 dB
---	---------

### Uncertainty of Radiated Emission Measurement (1 GHz ~ 18 GHz)

Measuring Uncertainty for a Level of Confidence of 95% (U = 2Uc(y))	4.88 dB
---	---------

### Uncertainty of Radiated Emission Measurement (18 GHz ~ 40 GHz)

Measuring Uncertainty for a Level of Confidence of 95% (U = 2Uc(y))	5.26 dB
---	---------

----- THE END -----





## Appendix A. Conducted Test Results

**Bluetooth Low Energy**

Test Engineer:	Jiang Jun	Temperature:	20~26	°C
Test Date:	2023.11.1	Relative Humidity:	40~51	%

**BLE1M-Ant1****TEST RESULTS DATA**  
**6dB and 99% Occupied Bandwidth**

Mod.	Data Rate	NTX	CH.	Freq. (MHz)	99% Occupied BW (MHz)	6dB BW (MHz)	6dB BW Limit (MHz)	Pass/Fail
BLE	1Mbps	1	0	2402	1.03	0.66	0.50	Pass
BLE	1Mbps	1	19	2440	1.03	0.67	0.50	Pass
BLE	1Mbps	1	39	2480	1.03	0.66	0.50	Pass

**TEST RESULTS DATA****Peak Power Table**

Mod.	Data Rate	NTX	CH.	Freq. (MHz)	Peak Conducted Power (dBm)	Conducted Power Limit (dBm)	DG (dBi)	EIRP Power (dBm)	EIRP Power Limit (dBm)	Pass /Fail
BLE	1Mbps	1	0	2402	3.44	30.00	3.63	7.07	36.00	Pass
BLE	1Mbps	1	19	2440	3.45	30.00	3.63	7.08	36.00	Pass
BLE	1Mbps	1	39	2480	3.29	30.00	3.63	6.92	36.00	Pass

**TEST RESULTS DATA****Average Power Table**  
**(Reporting Only)**

Mod.	Data Rate	NTX	CH.	Freq. (MHz)	Duty Factor (dB)	Average Conducted Power (dBm)
BLE	1Mbps	1	0	2402	0.65	3.27
BLE	1Mbps	1	19	2440	0.65	3.39
BLE	1Mbps	1	39	2480	0.65	3.21

**TEST RESULTS DATA****Peak Power Density**

Mod.	Data Rate	NTX	CH.	Freq. (MHz)	Peak PSD (dBm /100kHz)	Peak PSD (dBm /3kHz)	DG (dBi)	Peak PSD Limit (dBm /3kHz)	Pass/Fail
BLE	1Mbps	1	0	2402	2.75	-12.69	3.63	8.00	Pass
BLE	1Mbps	1	19	2440	2.64	-11.55	3.63	8.00	Pass
BLE	1Mbps	1	39	2480	2.51	-12.76	3.63	8.00	Pass

Note: PSD (dBm/ 100kHz) is a reference level used for Conducted Band Edges and Conducted Spurious Emission 20dBc limit.

**Bluetooth Low Energy****BLE2M-Ant1****TEST RESULTS DATA**  
**6dB and 99% Occupied Bandwidth**

Mod.	Data Rate	NTX	CH.	Freq. (MHz)	99% Occupied BW (MHz)	6dB BW (MHz)	6dB BW Limit (MHz)	Pass/Fail
BLE	2Mbps	1	0	2402	2.07	1.12	0.50	Pass
BLE	2Mbps	1	19	2440	2.05	1.13	0.50	Pass
BLE	2Mbps	1	39	2480	2.06	1.12	0.50	Pass

**TEST RESULTS DATA**  
**Peak Power Table**

Mod.	Data Rate	NTX	CH.	Freq. (MHz)	Peak Conducted Power (dBm)	Conducted Power Limit (dBm)	DG (dBi)	EIRP Power (dBm)	EIRP Power Limit (dBm)	Pass /Fail
BLE	2Mbps	1	0	2402	3.43	30.00	3.63	7.06	36.00	Pass
BLE	2Mbps	1	19	2440	3.45	30.00	3.63	7.08	36.00	Pass
BLE	2Mbps	1	39	2480	3.31	30.00	3.63	6.94	36.00	Pass

**TEST RESULTS DATA**  
**Average Power Table**  
**(Reporting Only)**

Mod.	Data Rate	NTX	CH.	Freq. (MHz)	Duty Factor (dB)	Average Conducted Power (dBm)
BLE	2Mbps	1	0	2402	2.34	3.38
BLE	2Mbps	1	19	2440	2.34	3.42
BLE	2Mbps	1	39	2480	2.34	3.23

**TEST RESULTS DATA**  
**Peak Power Density**

Mod.	Data Rate	NTX	CH.	Freq. (MHz)	Peak PSD (dBm /100kHz)	Peak PSD (dBm /3kHz)	DG (dBi)	Peak PSD Limit (dBm /3kHz)	Pass/Fail
BLE	2Mbps	1	0	2402	2.83	-13.61	3.63	8.00	Pass
BLE	2Mbps	1	19	2440	2.72	-12.95	3.63	8.00	Pass
BLE	2Mbps	1	39	2480	2.61	-13.97	3.63	8.00	Pass

Note: PSD (dBm/ 100kHz) is a reference level used for Conducted Band Edges and Conducted Spurious Emission 20dBc limit.



## Appendix B Radiated Spurious Emission Test Data

Test Engineer :	Carry Xu	Relative Humidity :	41 ~ 42 %
		Temperature :	22 ~ 23 °C

### Radiated Spurious Emission Test Modes

Mode	Band (MHz)	Modulation	Channel	Frequency	Data Rate	RU	Remark
Mode 1	2400-2483.5	Bluetooth-LE	00	2402	1Mbps	-	-
Mode 2	2400-2483.5	Bluetooth-LE	19	2440	1Mbps	-	-
Mode 3	2400-2483.5	Bluetooth-LE	39	2480	1Mbps	-	-
Mode 4	2400-2483.5	Bluetooth-LE	00	2402	2Mbps	-	-
Mode 5	2400-2483.5	Bluetooth-LE	19	2440	2Mbps	-	-
Mode 6	2400-2483.5	Bluetooth-LE	39	2480	2Mbps	-	-
Mode 7	2400-2483.5	Bluetooth-LE	39	2480	1Mbps		LF

### Summary of each worse mode

Mode	Modulation	Ch.	Freq. (MHz)	Level (dBuV/m)	Limit (dBuV/m)	Margin (dB)	Pol.	Peak Avg.	Result	Remark
1	Bluetooth-LE	00	2389.56	37.17	54.00	-16.83	V	AVERAGE	Pass	Band Edge
1	Bluetooth-LE	00	4804.00	46.44	54.00	-7.56	V	AVERAGE	Pass	Harmonic
2	Bluetooth-LE	19	-	-	-	-	-	-	-	Band Edge
2	Bluetooth-LE	19	4880.00	47.00	54.00	-7.00	V	AVERAGE	Pass	Harmonic
3	Bluetooth-LE	39	2483.50	38.26	54.00	-15.74	V	AVERAGE	Pass	Band Edge
3	Bluetooth-LE	39	4960.00	47.30	54.00	-6.70	V	AVERAGE	Pass	Harmonic
4	Bluetooth-LE	00	2387.22	37.36	54.00	-16.64	H	AVERAGE	Pass	Band Edge
4	Bluetooth-LE	00	4804.00	43.84	54.00	-10.16	V	AVERAGE	Pass	Harmonic
5	Bluetooth-LE	19	-	-	-	-	-	-	-	Band Edge
5	Bluetooth-LE	19	4880.00	44.96	54.00	-9.04	V	AVERAGE	Pass	Harmonic
6	Bluetooth-LE	39	2483.50	41.13	54.00	-12.87	V	AVERAGE	Pass	Band Edge
6	Bluetooth-LE	39	4960.00	43.92	54.00	-10.08	V	AVERAGE	Pass	Harmonic
7	Bluetooth-LE	39	30.00	30.00	40.00	-10.00	H	PEAK	Pass	LF



Mode		1																																																																																													
		Band Edge																																																																																													
		2400-2483.5_Bluetooth-LE_CH00_2402MHz																																																																																													
Pol.	Horizontal					Fundamental																																																																																									
Peak																																																																																															
	<table border="1"> <thead> <tr> <th>Limit</th> <th>Read</th> <th>Ant</th> <th>Cable</th> <th>Preamp</th> <th>Aux</th> <th>APos</th> <th>TPos</th> <th colspan="2">Remark</th> </tr> <tr> <th>Freq</th> <th>Level</th> <th>Line</th> <th>Margin</th> <th>Level</th> <th>Factor</th> <th>Loss</th> <th>Factor</th> <th>Factor</th> <th></th> </tr> <tr> <th>MHz</th> <th>dBuV/m</th> <th>dBuV/m</th> <th>dB</th> <th>dBuV</th> <th>dB/m</th> <th>dB</th> <th>dB</th> <th>dB</th> <th>cm</th> <th>deg</th> </tr> </thead> <tbody> <tr> <td>1</td> <td>2323.65</td> <td>49.14</td> <td>74.00</td> <td>-24.86</td> <td>41.07</td> <td>31.87</td> <td>7.00</td> <td>36.00</td> <td>6.00</td> <td>100</td> <td>50 PEAK</td> </tr> </tbody> </table>					Limit	Read	Ant	Cable	Preamp	Aux	APos	TPos	Remark		Freq	Level	Line	Margin	Level	Factor	Loss	Factor	Factor		MHz	dBuV/m	dBuV/m	dB	dBuV	dB/m	dB	dB	dB	cm	deg	1	2323.65	49.14	74.00	-24.86	41.07	31.87	7.00	36.00	6.00	100	50 PEAK	<table border="1"> <thead> <tr> <th>Limit</th> <th>Read</th> <th>Ant</th> <th>Cable</th> <th>Preamp</th> <th>Aux</th> <th>APos</th> <th>TPos</th> <th colspan="2">Remark</th> </tr> <tr> <th>Freq</th> <th>Level</th> <th>Line</th> <th>Margin</th> <th>Level</th> <th>Factor</th> <th>Loss</th> <th>Factor</th> <th>Factor</th> <th></th> </tr> <tr> <th>MHz</th> <th>dBuV/m</th> <th>dBuV/m</th> <th>dB</th> <th>dBuV</th> <th>dB/m</th> <th>dB</th> <th>dB</th> <th>dB</th> <th>cm</th> <th>deg</th> </tr> </thead> <tbody> <tr> <td>1</td> <td>2402.00</td> <td>92.32</td> <td>-----</td> <td>-----</td> <td>83.92</td> <td>32.11</td> <td>7.12</td> <td>36.83</td> <td>6.00</td> <td>100</td> <td>50 PEAK</td> </tr> </tbody> </table>					Limit	Read	Ant	Cable	Preamp	Aux	APos	TPos	Remark		Freq	Level	Line	Margin	Level	Factor	Loss	Factor	Factor		MHz	dBuV/m	dBuV/m	dB	dBuV	dB/m	dB	dB	dB	cm	deg	1	2402.00	92.32	-----	-----	83.92	32.11	7.12	36.83	6.00	100
Limit	Read	Ant	Cable	Preamp	Aux	APos	TPos	Remark																																																																																							
Freq	Level	Line	Margin	Level	Factor	Loss	Factor	Factor																																																																																							
MHz	dBuV/m	dBuV/m	dB	dBuV	dB/m	dB	dB	dB	cm	deg																																																																																					
1	2323.65	49.14	74.00	-24.86	41.07	31.87	7.00	36.00	6.00	100	50 PEAK																																																																																				
Limit	Read	Ant	Cable	Preamp	Aux	APos	TPos	Remark																																																																																							
Freq	Level	Line	Margin	Level	Factor	Loss	Factor	Factor																																																																																							
MHz	dBuV/m	dBuV/m	dB	dBuV	dB/m	dB	dB	dB	cm	deg																																																																																					
1	2402.00	92.32	-----	-----	83.92	32.11	7.12	36.83	6.00	100	50 PEAK																																																																																				
Avg																																																																																															
	<table border="1"> <thead> <tr> <th>Limit</th> <th>Read</th> <th>Ant</th> <th>Cable</th> <th>Preamp</th> <th>Aux</th> <th>APos</th> <th>TPos</th> <th colspan="2">Remark</th> </tr> <tr> <th>Freq</th> <th>Level</th> <th>Line</th> <th>Margin</th> <th>Level</th> <th>Factor</th> <th>Loss</th> <th>Factor</th> <th>Factor</th> <th></th> </tr> <tr> <th>MHz</th> <th>dBuV/m</th> <th>dBuV/m</th> <th>dB</th> <th>dBuV</th> <th>dB/m</th> <th>dB</th> <th>dB</th> <th>dB</th> <th>cm</th> <th>deg</th> </tr> </thead> <tbody> <tr> <td>1</td> <td>2387.09</td> <td>37.04</td> <td>54.00</td> <td>-16.96</td> <td>28.71</td> <td>32.06</td> <td>7.10</td> <td>36.83</td> <td>6.00</td> <td>100</td> <td>50 AVERAGE</td> </tr> </tbody> </table>					Limit	Read	Ant	Cable	Preamp	Aux	APos	TPos	Remark		Freq	Level	Line	Margin	Level	Factor	Loss	Factor	Factor		MHz	dBuV/m	dBuV/m	dB	dBuV	dB/m	dB	dB	dB	cm	deg	1	2387.09	37.04	54.00	-16.96	28.71	32.06	7.10	36.83	6.00	100	50 AVERAGE	<table border="1"> <thead> <tr> <th>Limit</th> <th>Read</th> <th>Ant</th> <th>Cable</th> <th>Preamp</th> <th>Aux</th> <th>APos</th> <th>TPos</th> <th colspan="2">Remark</th> </tr> <tr> <th>Freq</th> <th>Level</th> <th>Line</th> <th>Margin</th> <th>Level</th> <th>Factor</th> <th>Loss</th> <th>Factor</th> <th>Factor</th> <th></th> </tr> <tr> <th>MHz</th> <th>dBuV/m</th> <th>dBuV/m</th> <th>dB</th> <th>dBuV</th> <th>dB/m</th> <th>dB</th> <th>dB</th> <th>dB</th> <th>cm</th> <th>deg</th> </tr> </thead> <tbody> <tr> <td>1</td> <td>2402.00</td> <td>91.31</td> <td>-----</td> <td>-----</td> <td>82.91</td> <td>32.11</td> <td>7.12</td> <td>36.83</td> <td>6.00</td> <td>100</td> <td>50 AVERAGE</td> </tr> </tbody> </table>					Limit	Read	Ant	Cable	Preamp	Aux	APos	TPos	Remark		Freq	Level	Line	Margin	Level	Factor	Loss	Factor	Factor		MHz	dBuV/m	dBuV/m	dB	dBuV	dB/m	dB	dB	dB	cm	deg	1	2402.00	91.31	-----	-----	82.91	32.11	7.12	36.83	6.00	100
Limit	Read	Ant	Cable	Preamp	Aux	APos	TPos	Remark																																																																																							
Freq	Level	Line	Margin	Level	Factor	Loss	Factor	Factor																																																																																							
MHz	dBuV/m	dBuV/m	dB	dBuV	dB/m	dB	dB	dB	cm	deg																																																																																					
1	2387.09	37.04	54.00	-16.96	28.71	32.06	7.10	36.83	6.00	100	50 AVERAGE																																																																																				
Limit	Read	Ant	Cable	Preamp	Aux	APos	TPos	Remark																																																																																							
Freq	Level	Line	Margin	Level	Factor	Loss	Factor	Factor																																																																																							
MHz	dBuV/m	dBuV/m	dB	dBuV	dB/m	dB	dB	dB	cm	deg																																																																																					
1	2402.00	91.31	-----	-----	82.91	32.11	7.12	36.83	6.00	100	50 AVERAGE																																																																																				



Mode		1																																																																																		
		Band Edge																																																																																		
		2400-2483.5_Bluetooth-LE_CH00_2402MHz																																																																																		
Pol.	Vertical	Fundamental																																																																																		
Peak	<table border="1"> <thead> <tr> <th>Limit</th> <th>Read</th> <th>Ant</th> <th>Cable</th> <th>Preamp</th> <th>Aux</th> <th>APos</th> <th>TPos</th> <th>Remark</th> </tr> <tr> <th>Freq</th> <th>Level</th> <th>Line Margin</th> <th>Level Factor</th> <th>Loss Factor</th> <th>Factor</th> <th>Factor</th> <th>Factor</th> <th></th> </tr> <tr> <th>MHz</th> <th>dBuV/m</th> <th>dBuV/m</th> <th>dB</th> <th>dBuV</th> <th>dB/m</th> <th>dB</th> <th>dB</th> <th>cm</th> <th>deg</th> </tr> </thead> <tbody> <tr> <td>1</td> <td>2317.02</td> <td>48.63</td> <td>74.00</td> <td>-25.37</td> <td>40.58</td> <td>31.85</td> <td>6.99</td> <td>36.79</td> <td>6.00</td> <td>100</td> <td>67</td> <td>PEAK</td> </tr> </tbody> </table>	Limit	Read	Ant	Cable	Preamp	Aux	APos	TPos	Remark	Freq	Level	Line Margin	Level Factor	Loss Factor	Factor	Factor	Factor		MHz	dBuV/m	dBuV/m	dB	dBuV	dB/m	dB	dB	cm	deg	1	2317.02	48.63	74.00	-25.37	40.58	31.85	6.99	36.79	6.00	100	67	PEAK	<table border="1"> <thead> <tr> <th>Limit</th> <th>Read</th> <th>Ant</th> <th>Cable</th> <th>Preamp</th> <th>Aux</th> <th>APos</th> <th>TPos</th> <th>Remark</th> </tr> <tr> <th>Freq</th> <th>Level</th> <th>Line Margin</th> <th>Level Factor</th> <th>Loss Factor</th> <th>Factor</th> <th>Factor</th> <th>Factor</th> <th></th> </tr> <tr> <th>MHz</th> <th>dBuV/m</th> <th>dBuV/m</th> <th>dB</th> <th>dBuV</th> <th>dB/m</th> <th>dB</th> <th>dB</th> <th>cm</th> <th>deg</th> </tr> </thead> <tbody> <tr> <td>1</td> <td>2402.00</td> <td>90.58</td> <td>-----</td> <td>-----</td> <td>90.18</td> <td>32.11</td> <td>7.12</td> <td>36.83</td> <td>6.00</td> <td>100</td> <td>67</td> <td>PEAK</td> </tr> </tbody> </table>	Limit	Read	Ant	Cable	Preamp	Aux	APos	TPos	Remark	Freq	Level	Line Margin	Level Factor	Loss Factor	Factor	Factor	Factor		MHz	dBuV/m	dBuV/m	dB	dBuV	dB/m	dB	dB	cm	deg	1	2402.00	90.58	-----	-----	90.18	32.11	7.12	36.83	6.00	100	67	PEAK
	Limit	Read	Ant	Cable	Preamp	Aux	APos	TPos	Remark																																																																											
Freq	Level	Line Margin	Level Factor	Loss Factor	Factor	Factor	Factor																																																																													
MHz	dBuV/m	dBuV/m	dB	dBuV	dB/m	dB	dB	cm	deg																																																																											
1	2317.02	48.63	74.00	-25.37	40.58	31.85	6.99	36.79	6.00	100	67	PEAK																																																																								
Limit	Read	Ant	Cable	Preamp	Aux	APos	TPos	Remark																																																																												
Freq	Level	Line Margin	Level Factor	Loss Factor	Factor	Factor	Factor																																																																													
MHz	dBuV/m	dBuV/m	dB	dBuV	dB/m	dB	dB	cm	deg																																																																											
1	2402.00	90.58	-----	-----	90.18	32.11	7.12	36.83	6.00	100	67	PEAK																																																																								
Avg	<table border="1"> <thead> <tr> <th>Limit</th> <th>Read</th> <th>Ant</th> <th>Cable</th> <th>Preamp</th> <th>Aux</th> <th>APos</th> <th>TPos</th> <th>Remark</th> </tr> <tr> <th>Freq</th> <th>Level</th> <th>Line Margin</th> <th>Level Factor</th> <th>Loss Factor</th> <th>Factor</th> <th>Factor</th> <th>Factor</th> <th></th> </tr> <tr> <th>MHz</th> <th>dBuV/m</th> <th>dBuV/m</th> <th>dB</th> <th>dBuV</th> <th>dB/m</th> <th>dB</th> <th>dB</th> <th>cm</th> <th>deg</th> </tr> </thead> <tbody> <tr> <td>1</td> <td>2389.56</td> <td>37.17</td> <td>54.00</td> <td>-16.83</td> <td>28.83</td> <td>32.07</td> <td>7.10</td> <td>36.83</td> <td>6.00</td> <td>100</td> <td>67</td> <td>AVERAGE</td> </tr> </tbody> </table>	Limit	Read	Ant	Cable	Preamp	Aux	APos	TPos	Remark	Freq	Level	Line Margin	Level Factor	Loss Factor	Factor	Factor	Factor		MHz	dBuV/m	dBuV/m	dB	dBuV	dB/m	dB	dB	cm	deg	1	2389.56	37.17	54.00	-16.83	28.83	32.07	7.10	36.83	6.00	100	67	AVERAGE	<table border="1"> <thead> <tr> <th>Limit</th> <th>Read</th> <th>Ant</th> <th>Cable</th> <th>Preamp</th> <th>Aux</th> <th>APos</th> <th>TPos</th> <th>Remark</th> </tr> <tr> <th>Freq</th> <th>Level</th> <th>Line Margin</th> <th>Level Factor</th> <th>Loss Factor</th> <th>Factor</th> <th>Factor</th> <th>Factor</th> <th></th> </tr> <tr> <th>MHz</th> <th>dBuV/m</th> <th>dBuV/m</th> <th>dB</th> <th>dBuV</th> <th>dB/m</th> <th>dB</th> <th>dB</th> <th>cm</th> <th>deg</th> </tr> </thead> <tbody> <tr> <td>1</td> <td>2402.00</td> <td>97.59</td> <td>-----</td> <td>-----</td> <td>89.19</td> <td>32.11</td> <td>7.12</td> <td>36.83</td> <td>6.00</td> <td>100</td> <td>67</td> <td>AVERAGE</td> </tr> </tbody> </table>	Limit	Read	Ant	Cable	Preamp	Aux	APos	TPos	Remark	Freq	Level	Line Margin	Level Factor	Loss Factor	Factor	Factor	Factor		MHz	dBuV/m	dBuV/m	dB	dBuV	dB/m	dB	dB	cm	deg	1	2402.00	97.59	-----	-----	89.19	32.11	7.12	36.83	6.00	100	67	AVERAGE
	Limit	Read	Ant	Cable	Preamp	Aux	APos	TPos	Remark																																																																											
Freq	Level	Line Margin	Level Factor	Loss Factor	Factor	Factor	Factor																																																																													
MHz	dBuV/m	dBuV/m	dB	dBuV	dB/m	dB	dB	cm	deg																																																																											
1	2389.56	37.17	54.00	-16.83	28.83	32.07	7.10	36.83	6.00	100	67	AVERAGE																																																																								
Limit	Read	Ant	Cable	Preamp	Aux	APos	TPos	Remark																																																																												
Freq	Level	Line Margin	Level Factor	Loss Factor	Factor	Factor	Factor																																																																													
MHz	dBuV/m	dBuV/m	dB	dBuV	dB/m	dB	dB	cm	deg																																																																											
1	2402.00	97.59	-----	-----	89.19	32.11	7.12	36.83	6.00	100	67	AVERAGE																																																																								



Mode	1																																																																																																
	Harmonic																																																																																																
	2400-2483.5_Bluetooth-LE_CH00_2402MHz																																																																																																
Pol.	Horizontal	Vertical																																																																																															
Peak																																																																																																	
Avg	<table border="1"> <thead> <tr> <th>Limit</th> <th>Read</th> <th>Ant</th> <th>Cable</th> <th>Preamp</th> <th>Aux</th> <th>APos</th> <th>TPos</th> <th>Remark</th> </tr> <tr> <th>Freq</th> <th>Level</th> <th>Line Margin</th> <th>Level Factor</th> <th>Loss Factor</th> <th>Factor</th> <th></th> <th></th> <th></th> </tr> <tr> <th>MHz</th> <th>dBuV/m</th> <th>dBuV/m</th> <th>dB</th> <th>dBuV</th> <th>dB/m</th> <th>dB</th> <th>dB</th> <th>cm</th> <th>deg</th> </tr> </thead> <tbody> <tr> <td>1</td> <td>4804.00</td> <td>42.70</td> <td>74.00</td> <td>-31.30</td> <td>63.85</td> <td>33.90</td> <td>10.20</td> <td>65.25</td> <td>0.00</td> <td>--</td> <td>--</td> <td>PEAK</td> </tr> </tbody> </table>	Limit	Read	Ant	Cable	Preamp	Aux	APos	TPos	Remark	Freq	Level	Line Margin	Level Factor	Loss Factor	Factor				MHz	dBuV/m	dBuV/m	dB	dBuV	dB/m	dB	dB	cm	deg	1	4804.00	42.70	74.00	-31.30	63.85	33.90	10.20	65.25	0.00	--	--	PEAK	<table border="1"> <thead> <tr> <th>Limit</th> <th>Read</th> <th>Ant</th> <th>Cable</th> <th>Preamp</th> <th>Aux</th> <th>APos</th> <th>TPos</th> <th>Remark</th> </tr> <tr> <th>Freq</th> <th>Level</th> <th>Line Margin</th> <th>Level Factor</th> <th>Loss Factor</th> <th>Factor</th> <th></th> <th></th> <th></th> </tr> <tr> <th>MHz</th> <th>dBuV/m</th> <th>dBuV/m</th> <th>dB</th> <th>dBuV</th> <th>dB/m</th> <th>dB</th> <th>dB</th> <th>cm</th> <th>deg</th> </tr> </thead> <tbody> <tr> <td>1</td> <td>4804.00</td> <td>49.49</td> <td>74.00</td> <td>-24.51</td> <td>70.64</td> <td>33.90</td> <td>10.20</td> <td>65.25</td> <td>0.00</td> <td>109</td> <td>151</td> <td>PEAK</td> </tr> <tr> <td>2</td> <td>4804.00</td> <td>46.44</td> <td>54.00</td> <td>-7.56</td> <td>67.58</td> <td>33.90</td> <td>10.21</td> <td>65.25</td> <td>0.00</td> <td>109</td> <td>151</td> <td>AVERAGE</td> </tr> </tbody> </table>	Limit	Read	Ant	Cable	Preamp	Aux	APos	TPos	Remark	Freq	Level	Line Margin	Level Factor	Loss Factor	Factor				MHz	dBuV/m	dBuV/m	dB	dBuV	dB/m	dB	dB	cm	deg	1	4804.00	49.49	74.00	-24.51	70.64	33.90	10.20	65.25	0.00	109	151	PEAK	2	4804.00	46.44	54.00	-7.56	67.58	33.90	10.21	65.25	0.00	109	151	AVERAGE
Limit	Read	Ant	Cable	Preamp	Aux	APos	TPos	Remark																																																																																									
Freq	Level	Line Margin	Level Factor	Loss Factor	Factor																																																																																												
MHz	dBuV/m	dBuV/m	dB	dBuV	dB/m	dB	dB	cm	deg																																																																																								
1	4804.00	42.70	74.00	-31.30	63.85	33.90	10.20	65.25	0.00	--	--	PEAK																																																																																					
Limit	Read	Ant	Cable	Preamp	Aux	APos	TPos	Remark																																																																																									
Freq	Level	Line Margin	Level Factor	Loss Factor	Factor																																																																																												
MHz	dBuV/m	dBuV/m	dB	dBuV	dB/m	dB	dB	cm	deg																																																																																								
1	4804.00	49.49	74.00	-24.51	70.64	33.90	10.20	65.25	0.00	109	151	PEAK																																																																																					
2	4804.00	46.44	54.00	-7.56	67.58	33.90	10.21	65.25	0.00	109	151	AVERAGE																																																																																					



Mode	2																																																																																																																										
	Harmonic																																																																																																																										
	2400-2483.5_Bluetooth-LE_CH19_2440MHZ																																																																																																																										
Pol.	Horizontal	Vertical																																																																																																																									
Peak Avg	<table border="1"> <thead> <tr> <th>Limit</th> <th>Read</th> <th>Ant</th> <th>Cable</th> <th>Preamp</th> <th>Aux</th> <th>APos</th> <th>TPos</th> <th>Remark</th> </tr> <tr> <th>Freq</th> <th>Level</th> <th>Line Margin</th> <th>Level</th> <th>Factor</th> <th>Loss Factor</th> <th>Factor</th> <th></th> <th></th> </tr> <tr> <th>MHz</th> <th>dBuV/m</th> <th>dBuV/m</th> <th>dB</th> <th>dBuV</th> <th>dB/m</th> <th>dB</th> <th>dB</th> <th>cm</th> <th>deg</th> </tr> </thead> <tbody> <tr> <td>1</td> <td>4880.00</td> <td>43.72</td> <td>74.00</td> <td>-30.28</td> <td>64.80</td> <td>33.90</td> <td>10.30</td> <td>65.28</td> <td>0.00</td> <td>--</td> <td>--</td> <td>PEAK</td> </tr> <tr> <td>2</td> <td>7320.00</td> <td>42.58</td> <td>74.00</td> <td>-31.42</td> <td>60.63</td> <td>35.70</td> <td>12.72</td> <td>66.47</td> <td>0.00</td> <td>--</td> <td>--</td> <td>PEAK</td> </tr> </tbody> </table>	Limit	Read	Ant	Cable	Preamp	Aux	APos	TPos	Remark	Freq	Level	Line Margin	Level	Factor	Loss Factor	Factor			MHz	dBuV/m	dBuV/m	dB	dBuV	dB/m	dB	dB	cm	deg	1	4880.00	43.72	74.00	-30.28	64.80	33.90	10.30	65.28	0.00	--	--	PEAK	2	7320.00	42.58	74.00	-31.42	60.63	35.70	12.72	66.47	0.00	--	--	PEAK	<table border="1"> <thead> <tr> <th>Limit</th> <th>Read</th> <th>Ant</th> <th>Cable</th> <th>Preamp</th> <th>Aux</th> <th>APos</th> <th>TPos</th> <th>Remark</th> </tr> <tr> <th>Freq</th> <th>Level</th> <th>Line Margin</th> <th>Level</th> <th>Factor</th> <th>Loss Factor</th> <th>Factor</th> <th></th> <th></th> </tr> <tr> <th>MHz</th> <th>dBuV/m</th> <th>dBuV/m</th> <th>dB</th> <th>dBuV</th> <th>dB/m</th> <th>dB</th> <th>dB</th> <th>cm</th> <th>deg</th> </tr> </thead> <tbody> <tr> <td>1</td> <td>4880.00</td> <td>50.86</td> <td>74.00</td> <td>-23.14</td> <td>71.94</td> <td>33.90</td> <td>10.30</td> <td>65.28</td> <td>0.00</td> <td>100</td> <td>152</td> <td>PEAK</td> </tr> <tr> <td>2</td> <td>4880.00</td> <td>47.00</td> <td>54.00</td> <td>-7.00</td> <td>68.08</td> <td>33.90</td> <td>10.30</td> <td>65.28</td> <td>0.00</td> <td>100</td> <td>152</td> <td>AVERAGE</td> </tr> <tr> <td>3</td> <td>7320.00</td> <td>42.02</td> <td>74.00</td> <td>-31.98</td> <td>60.07</td> <td>35.70</td> <td>12.72</td> <td>66.47</td> <td>0.00</td> <td>--</td> <td>--</td> <td>PEAK</td> </tr> </tbody> </table>	Limit	Read	Ant	Cable	Preamp	Aux	APos	TPos	Remark	Freq	Level	Line Margin	Level	Factor	Loss Factor	Factor			MHz	dBuV/m	dBuV/m	dB	dBuV	dB/m	dB	dB	cm	deg	1	4880.00	50.86	74.00	-23.14	71.94	33.90	10.30	65.28	0.00	100	152	PEAK	2	4880.00	47.00	54.00	-7.00	68.08	33.90	10.30	65.28	0.00	100	152	AVERAGE	3	7320.00	42.02	74.00	-31.98	60.07	35.70	12.72	66.47	0.00	--	--	PEAK
Limit	Read	Ant	Cable	Preamp	Aux	APos	TPos	Remark																																																																																																																			
Freq	Level	Line Margin	Level	Factor	Loss Factor	Factor																																																																																																																					
MHz	dBuV/m	dBuV/m	dB	dBuV	dB/m	dB	dB	cm	deg																																																																																																																		
1	4880.00	43.72	74.00	-30.28	64.80	33.90	10.30	65.28	0.00	--	--	PEAK																																																																																																															
2	7320.00	42.58	74.00	-31.42	60.63	35.70	12.72	66.47	0.00	--	--	PEAK																																																																																																															
Limit	Read	Ant	Cable	Preamp	Aux	APos	TPos	Remark																																																																																																																			
Freq	Level	Line Margin	Level	Factor	Loss Factor	Factor																																																																																																																					
MHz	dBuV/m	dBuV/m	dB	dBuV	dB/m	dB	dB	cm	deg																																																																																																																		
1	4880.00	50.86	74.00	-23.14	71.94	33.90	10.30	65.28	0.00	100	152	PEAK																																																																																																															
2	4880.00	47.00	54.00	-7.00	68.08	33.90	10.30	65.28	0.00	100	152	AVERAGE																																																																																																															
3	7320.00	42.02	74.00	-31.98	60.07	35.70	12.72	66.47	0.00	--	--	PEAK																																																																																																															





Mode	3																																																																											
	Band Edge																																																																											
	2400-2483.5_Bluetooth-LE_CH39_2480MHz																																																																											
Pol.	Horizontal	Fundamental																																																																										
Peak	<table border="1"> <thead> <tr> <th>Limit</th> <th>Read</th> <th>Ant</th> <th>Cable</th> <th>Preamp</th> <th>Aux</th> <th>APos</th> <th>TPos</th> </tr> <tr> <th>Freq</th> <th>Level</th> <th>Line Margin</th> <th>Level Factor</th> <th>Loss Factor</th> <th>Factor</th> <th>Factor</th> <th>Remark</th> </tr> <tr> <th>MHz</th> <th>dBuV/m</th> <th>dBuV/m</th> <th>dB</th> <th>dBuV</th> <th>dB/m</th> <th>dB</th> <th>dB</th> </tr> </thead> <tbody> <tr> <td>1</td> <td>2484.94</td> <td>49.19</td> <td>74.00</td> <td>-24.81</td> <td>40.39</td> <td>32.52</td> <td>7.26</td> <td>36.98</td> <td>6.00</td> <td>100</td> <td>52</td> <td>PEAK</td> </tr> </tbody> </table>	Limit	Read	Ant	Cable	Preamp	Aux	APos	TPos	Freq	Level	Line Margin	Level Factor	Loss Factor	Factor	Factor	Remark	MHz	dBuV/m	dBuV/m	dB	dBuV	dB/m	dB	dB	1	2484.94	49.19	74.00	-24.81	40.39	32.52	7.26	36.98	6.00	100	52	PEAK	<table border="1"> <thead> <tr> <th>Limit</th> <th>Read</th> <th>Ant</th> <th>Cable</th> <th>Preamp</th> <th>Aux</th> <th>APos</th> <th>TPos</th> </tr> <tr> <th>Freq</th> <th>Level</th> <th>Line Margin</th> <th>Level Factor</th> <th>Loss Factor</th> <th>Factor</th> <th>Factor</th> <th>Remark</th> </tr> <tr> <th>MHz</th> <th>dBuV/m</th> <th>dBuV/m</th> <th>dB</th> <th>dBuV</th> <th>dB/m</th> <th>dB</th> <th>dB</th> </tr> </thead> <tbody> <tr> <td>1</td> <td>2480.00</td> <td>93.13</td> <td>-----</td> <td>-----</td> <td>84.35</td> <td>32.50</td> <td>7.25</td> <td>36.97</td> <td>6.00</td> <td>100</td> <td>52</td> <td>PEAK</td> </tr> </tbody> </table>	Limit	Read	Ant	Cable	Preamp	Aux	APos	TPos	Freq	Level	Line Margin	Level Factor	Loss Factor	Factor	Factor	Remark	MHz	dBuV/m	dBuV/m	dB	dBuV	dB/m	dB	dB	1	2480.00	93.13	-----	-----	84.35	32.50	7.25	36.97	6.00	100	52	PEAK
Limit	Read	Ant	Cable	Preamp	Aux	APos	TPos																																																																					
Freq	Level	Line Margin	Level Factor	Loss Factor	Factor	Factor	Remark																																																																					
MHz	dBuV/m	dBuV/m	dB	dBuV	dB/m	dB	dB																																																																					
1	2484.94	49.19	74.00	-24.81	40.39	32.52	7.26	36.98	6.00	100	52	PEAK																																																																
Limit	Read	Ant	Cable	Preamp	Aux	APos	TPos																																																																					
Freq	Level	Line Margin	Level Factor	Loss Factor	Factor	Factor	Remark																																																																					
MHz	dBuV/m	dBuV/m	dB	dBuV	dB/m	dB	dB																																																																					
1	2480.00	93.13	-----	-----	84.35	32.50	7.25	36.97	6.00	100	52	PEAK																																																																
Avg	<table border="1"> <thead> <tr> <th>Limit</th> <th>Read</th> <th>Ant</th> <th>Cable</th> <th>Preamp</th> <th>Aux</th> <th>APos</th> <th>TPos</th> </tr> <tr> <th>Freq</th> <th>Level</th> <th>Line Margin</th> <th>Level Factor</th> <th>Loss Factor</th> <th>Factor</th> <th>Factor</th> <th>Remark</th> </tr> <tr> <th>MHz</th> <th>dBuV/m</th> <th>dBuV/m</th> <th>dB</th> <th>dBuV</th> <th>dB/m</th> <th>dB</th> <th>dB</th> </tr> </thead> <tbody> <tr> <td>1</td> <td>2483.74</td> <td>37.52</td> <td>54.00</td> <td>-16.48</td> <td>28.72</td> <td>32.52</td> <td>7.26</td> <td>36.98</td> <td>6.00</td> <td>100</td> <td>52</td> <td>AVERAGE</td> </tr> </tbody> </table>	Limit	Read	Ant	Cable	Preamp	Aux	APos	TPos	Freq	Level	Line Margin	Level Factor	Loss Factor	Factor	Factor	Remark	MHz	dBuV/m	dBuV/m	dB	dBuV	dB/m	dB	dB	1	2483.74	37.52	54.00	-16.48	28.72	32.52	7.26	36.98	6.00	100	52	AVERAGE	<table border="1"> <thead> <tr> <th>Limit</th> <th>Read</th> <th>Ant</th> <th>Cable</th> <th>Preamp</th> <th>Aux</th> <th>APos</th> <th>TPos</th> </tr> <tr> <th>Freq</th> <th>Level</th> <th>Line Margin</th> <th>Level Factor</th> <th>Loss Factor</th> <th>Factor</th> <th>Factor</th> <th>Remark</th> </tr> <tr> <th>MHz</th> <th>dBuV/m</th> <th>dBuV/m</th> <th>dB</th> <th>dBuV</th> <th>dB/m</th> <th>dB</th> <th>dB</th> </tr> </thead> <tbody> <tr> <td>1</td> <td>2480.00</td> <td>92.16</td> <td>-----</td> <td>-----</td> <td>83.38</td> <td>32.50</td> <td>7.25</td> <td>36.97</td> <td>6.00</td> <td>100</td> <td>52</td> <td>AVERAGE</td> </tr> </tbody> </table>	Limit	Read	Ant	Cable	Preamp	Aux	APos	TPos	Freq	Level	Line Margin	Level Factor	Loss Factor	Factor	Factor	Remark	MHz	dBuV/m	dBuV/m	dB	dBuV	dB/m	dB	dB	1	2480.00	92.16	-----	-----	83.38	32.50	7.25	36.97	6.00	100	52	AVERAGE
Limit	Read	Ant	Cable	Preamp	Aux	APos	TPos																																																																					
Freq	Level	Line Margin	Level Factor	Loss Factor	Factor	Factor	Remark																																																																					
MHz	dBuV/m	dBuV/m	dB	dBuV	dB/m	dB	dB																																																																					
1	2483.74	37.52	54.00	-16.48	28.72	32.52	7.26	36.98	6.00	100	52	AVERAGE																																																																
Limit	Read	Ant	Cable	Preamp	Aux	APos	TPos																																																																					
Freq	Level	Line Margin	Level Factor	Loss Factor	Factor	Factor	Remark																																																																					
MHz	dBuV/m	dBuV/m	dB	dBuV	dB/m	dB	dB																																																																					
1	2480.00	92.16	-----	-----	83.38	32.50	7.25	36.97	6.00	100	52	AVERAGE																																																																



Mode		3																																																																									
		Band Edge																																																																									
		2400-2483.5_Bluetooth-LE_CH39_2480MHz																																																																									
Pol.	Vertical					Fundamental																																																																					
Peak																																																																											
	<table border="1"> <thead> <tr> <th>Limit</th> <th>Read</th> <th>Ant</th> <th>Cable</th> <th>Preamp</th> <th>Aux</th> <th>APos</th> <th>TPos</th> <th colspan="2">Remark</th> </tr> <tr> <th>Freq</th> <th>Level</th> <th>Line Margin</th> <th>Level Factor</th> <th>Loss Factor</th> <th>Factor</th> <th></th> <th></th> <th>MHz</th> <th>dBuV/m</th> </tr> </thead> <tbody> <tr> <td>1</td> <td>2483.80</td> <td>52.52</td> <td>74.00</td> <td>-21.48</td> <td>43.72</td> <td>32.52</td> <td>7.26</td> <td>36.98</td> <td>6.00</td> <td>106</td> <td>121</td> <td>PEAK</td> </tr> </tbody> </table>					Limit	Read	Ant	Cable	Preamp	Aux	APos	TPos	Remark		Freq	Level	Line Margin	Level Factor	Loss Factor	Factor			MHz	dBuV/m	1	2483.80	52.52	74.00	-21.48	43.72	32.52	7.26	36.98	6.00	106	121	PEAK	<table border="1"> <thead> <tr> <th>Limit</th> <th>Read</th> <th>Ant</th> <th>Cable</th> <th>Preamp</th> <th>Aux</th> <th>APos</th> <th>TPos</th> <th colspan="2">Remark</th> </tr> <tr> <th>Freq</th> <th>Level</th> <th>Line Margin</th> <th>Level Factor</th> <th>Loss Factor</th> <th>Factor</th> <th></th> <th></th> <th>MHz</th> <th>dBuV/m</th> </tr> </thead> <tbody> <tr> <td>1</td> <td>2480.00</td> <td>100.11</td> <td>-----</td> <td>-----</td> <td>91.33</td> <td>32.50</td> <td>7.25</td> <td>36.97</td> <td>6.00</td> <td>106</td> <td>121</td> <td>PEAK</td> </tr> </tbody> </table>					Limit	Read	Ant	Cable	Preamp	Aux	APos	TPos	Remark		Freq	Level	Line Margin	Level Factor	Loss Factor	Factor			MHz	dBuV/m	1	2480.00	100.11	-----	-----	91.33	32.50	7.25	36.97	6.00	106	121
Limit	Read	Ant	Cable	Preamp	Aux	APos	TPos	Remark																																																																			
Freq	Level	Line Margin	Level Factor	Loss Factor	Factor			MHz	dBuV/m																																																																		
1	2483.80	52.52	74.00	-21.48	43.72	32.52	7.26	36.98	6.00	106	121	PEAK																																																															
Limit	Read	Ant	Cable	Preamp	Aux	APos	TPos	Remark																																																																			
Freq	Level	Line Margin	Level Factor	Loss Factor	Factor			MHz	dBuV/m																																																																		
1	2480.00	100.11	-----	-----	91.33	32.50	7.25	36.97	6.00	106	121	PEAK																																																															
Avg																																																																											
	<table border="1"> <thead> <tr> <th>Limit</th> <th>Read</th> <th>Ant</th> <th>Cable</th> <th>Preamp</th> <th>Aux</th> <th>APos</th> <th>TPos</th> <th colspan="2">Remark</th> </tr> <tr> <th>Freq</th> <th>Level</th> <th>Line Margin</th> <th>Level Factor</th> <th>Loss Factor</th> <th>Factor</th> <th></th> <th></th> <th>MHz</th> <th>dBuV/m</th> </tr> </thead> <tbody> <tr> <td>1</td> <td>2483.50</td> <td>38.26</td> <td>54.00</td> <td>-15.74</td> <td>29.46</td> <td>32.52</td> <td>7.26</td> <td>36.98</td> <td>6.00</td> <td>106</td> <td>121</td> <td>AVERAGE</td> </tr> </tbody> </table>					Limit	Read	Ant	Cable	Preamp	Aux	APos	TPos	Remark		Freq	Level	Line Margin	Level Factor	Loss Factor	Factor			MHz	dBuV/m	1	2483.50	38.26	54.00	-15.74	29.46	32.52	7.26	36.98	6.00	106	121	AVERAGE	<table border="1"> <thead> <tr> <th>Limit</th> <th>Read</th> <th>Ant</th> <th>Cable</th> <th>Preamp</th> <th>Aux</th> <th>APos</th> <th>TPos</th> <th colspan="2">Remark</th> </tr> <tr> <th>Freq</th> <th>Level</th> <th>Line Margin</th> <th>Level Factor</th> <th>Loss Factor</th> <th>Factor</th> <th></th> <th></th> <th>MHz</th> <th>dBuV/m</th> </tr> </thead> <tbody> <tr> <td>1</td> <td>2480.00</td> <td>99.12</td> <td>-----</td> <td>-----</td> <td>90.34</td> <td>32.50</td> <td>7.25</td> <td>36.97</td> <td>6.00</td> <td>106</td> <td>121</td> <td>AVERAGE</td> </tr> </tbody> </table>					Limit	Read	Ant	Cable	Preamp	Aux	APos	TPos	Remark		Freq	Level	Line Margin	Level Factor	Loss Factor	Factor			MHz	dBuV/m	1	2480.00	99.12	-----	-----	90.34	32.50	7.25	36.97	6.00	106	121
Limit	Read	Ant	Cable	Preamp	Aux	APos	TPos	Remark																																																																			
Freq	Level	Line Margin	Level Factor	Loss Factor	Factor			MHz	dBuV/m																																																																		
1	2483.50	38.26	54.00	-15.74	29.46	32.52	7.26	36.98	6.00	106	121	AVERAGE																																																															
Limit	Read	Ant	Cable	Preamp	Aux	APos	TPos	Remark																																																																			
Freq	Level	Line Margin	Level Factor	Loss Factor	Factor			MHz	dBuV/m																																																																		
1	2480.00	99.12	-----	-----	90.34	32.50	7.25	36.97	6.00	106	121	AVERAGE																																																															



Mode	3																																																																																																																										
	Harmonic																																																																																																																										
	2400-2483.5_Bluetooth-LE_CH39_2480MHZ																																																																																																																										
Pol.	Horizontal	Vertical																																																																																																																									
Peak Avg	<table border="1"> <thead> <tr> <th>Limit</th> <th>Read</th> <th>Ant</th> <th>Cable</th> <th>Preamp</th> <th>Aux</th> <th>APos</th> <th>TPos</th> <th>Remark</th> </tr> <tr> <th>Freq</th> <th>Level</th> <th>Line Margin</th> <th>Level</th> <th>Factor</th> <th>Loss Factor</th> <th>Factor</th> <th></th> <th></th> </tr> <tr> <th>MHz</th> <th>dBuV/m</th> <th>dBuV/m</th> <th>dB</th> <th>dBuV</th> <th>dB/m</th> <th>dB</th> <th>dB</th> <th>cm</th> <th>deg</th> </tr> </thead> <tbody> <tr> <td>1</td> <td>4960.00</td> <td>44.88</td> <td>74.00</td> <td>-29.12</td> <td>65.77</td> <td>34.02</td> <td>10.40</td> <td>65.31</td> <td>0.00</td> <td>--</td> <td>--</td> <td>PEAK</td> </tr> <tr> <td>2</td> <td>7440.00</td> <td>41.42</td> <td>74.00</td> <td>-32.58</td> <td>59.71</td> <td>35.74</td> <td>12.78</td> <td>66.81</td> <td>0.00</td> <td>--</td> <td>--</td> <td>PEAK</td> </tr> </tbody> </table>	Limit	Read	Ant	Cable	Preamp	Aux	APos	TPos	Remark	Freq	Level	Line Margin	Level	Factor	Loss Factor	Factor			MHz	dBuV/m	dBuV/m	dB	dBuV	dB/m	dB	dB	cm	deg	1	4960.00	44.88	74.00	-29.12	65.77	34.02	10.40	65.31	0.00	--	--	PEAK	2	7440.00	41.42	74.00	-32.58	59.71	35.74	12.78	66.81	0.00	--	--	PEAK	<table border="1"> <thead> <tr> <th>Limit</th> <th>Read</th> <th>Ant</th> <th>Cable</th> <th>Preamp</th> <th>Aux</th> <th>APos</th> <th>TPos</th> <th>Remark</th> </tr> <tr> <th>Freq</th> <th>Level</th> <th>Line Margin</th> <th>Level</th> <th>Factor</th> <th>Loss Factor</th> <th>Factor</th> <th></th> <th></th> </tr> <tr> <th>MHz</th> <th>dBuV/m</th> <th>dBuV/m</th> <th>dB</th> <th>dBuV</th> <th>dB/m</th> <th>dB</th> <th>dB</th> <th>cm</th> <th>deg</th> </tr> </thead> <tbody> <tr> <td>1</td> <td>4960.00</td> <td>50.36</td> <td>74.00</td> <td>-23.64</td> <td>71.25</td> <td>34.02</td> <td>10.40</td> <td>65.31</td> <td>0.00</td> <td>272</td> <td>101</td> <td>PEAK</td> </tr> <tr> <td>2</td> <td>4960.00</td> <td>47.30</td> <td>54.00</td> <td>-6.70</td> <td>68.19</td> <td>34.02</td> <td>10.40</td> <td>65.31</td> <td>0.00</td> <td>272</td> <td>101</td> <td>AVERAGE</td> </tr> <tr> <td>3</td> <td>7440.00</td> <td>42.97</td> <td>74.00</td> <td>-31.03</td> <td>61.26</td> <td>35.74</td> <td>12.78</td> <td>66.81</td> <td>0.00</td> <td>--</td> <td>--</td> <td>PEAK</td> </tr> </tbody> </table>	Limit	Read	Ant	Cable	Preamp	Aux	APos	TPos	Remark	Freq	Level	Line Margin	Level	Factor	Loss Factor	Factor			MHz	dBuV/m	dBuV/m	dB	dBuV	dB/m	dB	dB	cm	deg	1	4960.00	50.36	74.00	-23.64	71.25	34.02	10.40	65.31	0.00	272	101	PEAK	2	4960.00	47.30	54.00	-6.70	68.19	34.02	10.40	65.31	0.00	272	101	AVERAGE	3	7440.00	42.97	74.00	-31.03	61.26	35.74	12.78	66.81	0.00	--	--	PEAK
Limit	Read	Ant	Cable	Preamp	Aux	APos	TPos	Remark																																																																																																																			
Freq	Level	Line Margin	Level	Factor	Loss Factor	Factor																																																																																																																					
MHz	dBuV/m	dBuV/m	dB	dBuV	dB/m	dB	dB	cm	deg																																																																																																																		
1	4960.00	44.88	74.00	-29.12	65.77	34.02	10.40	65.31	0.00	--	--	PEAK																																																																																																															
2	7440.00	41.42	74.00	-32.58	59.71	35.74	12.78	66.81	0.00	--	--	PEAK																																																																																																															
Limit	Read	Ant	Cable	Preamp	Aux	APos	TPos	Remark																																																																																																																			
Freq	Level	Line Margin	Level	Factor	Loss Factor	Factor																																																																																																																					
MHz	dBuV/m	dBuV/m	dB	dBuV	dB/m	dB	dB	cm	deg																																																																																																																		
1	4960.00	50.36	74.00	-23.64	71.25	34.02	10.40	65.31	0.00	272	101	PEAK																																																																																																															
2	4960.00	47.30	54.00	-6.70	68.19	34.02	10.40	65.31	0.00	272	101	AVERAGE																																																																																																															
3	7440.00	42.97	74.00	-31.03	61.26	35.74	12.78	66.81	0.00	--	--	PEAK																																																																																																															



	<b>3</b>	
<b>Mode</b>	<b>Harmonic</b>	
	<b>2400-2483.5_Bluetooth-LE_CH39_2480MHz</b>	
<b>Peak Avg</b>		

Note: Only the worst case has assessed 18G ~25GHz to test.



Mode	4																																																																											
	Band Edge																																																																											
	2400-2483.5_Bluetooth-LE_CH00_2402MHz																																																																											
Pol.	Horizontal	Fundamental																																																																										
Peak	<table border="1"> <thead> <tr> <th>Limit</th> <th>Read</th> <th>Ant</th> <th>Cable</th> <th>Preamp</th> <th>Aux</th> <th>APos</th> <th>TPos</th> </tr> <tr> <th>Freq</th> <th>Level</th> <th>Line Margin</th> <th>Level Factor</th> <th>Loss Factor</th> <th>Factor</th> <th>Factor</th> <th>Remark</th> </tr> <tr> <th>MHz</th> <th>dBuV/m</th> <th>dBuV/m</th> <th>dB</th> <th>dBuV</th> <th>dB/m</th> <th>dB</th> <th>dB</th> </tr> </thead> <tbody> <tr> <td>1</td> <td>2333.53</td> <td>48.82</td> <td>74.00</td> <td>-25.18</td> <td>40.72</td> <td>31.90</td> <td>7.02</td> <td>36.82</td> <td>6.00</td> <td>122</td> <td>48</td> <td>PEAK</td> </tr> </tbody> </table>	Limit	Read	Ant	Cable	Preamp	Aux	APos	TPos	Freq	Level	Line Margin	Level Factor	Loss Factor	Factor	Factor	Remark	MHz	dBuV/m	dBuV/m	dB	dBuV	dB/m	dB	dB	1	2333.53	48.82	74.00	-25.18	40.72	31.90	7.02	36.82	6.00	122	48	PEAK	<table border="1"> <thead> <tr> <th>Limit</th> <th>Read</th> <th>Ant</th> <th>Cable</th> <th>Preamp</th> <th>Aux</th> <th>APos</th> <th>TPos</th> </tr> <tr> <th>Freq</th> <th>Level</th> <th>Line Margin</th> <th>Level Factor</th> <th>Loss Factor</th> <th>Factor</th> <th>Factor</th> <th>Remark</th> </tr> <tr> <th>MHz</th> <th>dBuV/m</th> <th>dBuV/m</th> <th>dB</th> <th>dBuV</th> <th>dB/m</th> <th>dB</th> <th>dB</th> </tr> </thead> <tbody> <tr> <td>1</td> <td>2402.00</td> <td>91.45</td> <td>-----</td> <td>-----</td> <td>83.05</td> <td>32.11</td> <td>7.12</td> <td>36.83</td> <td>6.00</td> <td>122</td> <td>48</td> <td>PEAK</td> </tr> </tbody> </table>	Limit	Read	Ant	Cable	Preamp	Aux	APos	TPos	Freq	Level	Line Margin	Level Factor	Loss Factor	Factor	Factor	Remark	MHz	dBuV/m	dBuV/m	dB	dBuV	dB/m	dB	dB	1	2402.00	91.45	-----	-----	83.05	32.11	7.12	36.83	6.00	122	48	PEAK
Limit	Read	Ant	Cable	Preamp	Aux	APos	TPos																																																																					
Freq	Level	Line Margin	Level Factor	Loss Factor	Factor	Factor	Remark																																																																					
MHz	dBuV/m	dBuV/m	dB	dBuV	dB/m	dB	dB																																																																					
1	2333.53	48.82	74.00	-25.18	40.72	31.90	7.02	36.82	6.00	122	48	PEAK																																																																
Limit	Read	Ant	Cable	Preamp	Aux	APos	TPos																																																																					
Freq	Level	Line Margin	Level Factor	Loss Factor	Factor	Factor	Remark																																																																					
MHz	dBuV/m	dBuV/m	dB	dBuV	dB/m	dB	dB																																																																					
1	2402.00	91.45	-----	-----	83.05	32.11	7.12	36.83	6.00	122	48	PEAK																																																																
Avg	<table border="1"> <thead> <tr> <th>Limit</th> <th>Read</th> <th>Ant</th> <th>Cable</th> <th>Preamp</th> <th>Aux</th> <th>APos</th> <th>TPos</th> </tr> <tr> <th>Freq</th> <th>Level</th> <th>Line Margin</th> <th>Level Factor</th> <th>Loss Factor</th> <th>Factor</th> <th>Factor</th> <th>Remark</th> </tr> <tr> <th>MHz</th> <th>dBuV/m</th> <th>dBuV/m</th> <th>dB</th> <th>dBuV</th> <th>dB/m</th> <th>dB</th> <th>dB</th> </tr> </thead> <tbody> <tr> <td>1</td> <td>2387.22</td> <td>37.36</td> <td>54.00</td> <td>-16.64</td> <td>29.83</td> <td>32.06</td> <td>7.10</td> <td>36.83</td> <td>6.00</td> <td>122</td> <td>48</td> <td>AVERAGE</td> </tr> </tbody> </table>	Limit	Read	Ant	Cable	Preamp	Aux	APos	TPos	Freq	Level	Line Margin	Level Factor	Loss Factor	Factor	Factor	Remark	MHz	dBuV/m	dBuV/m	dB	dBuV	dB/m	dB	dB	1	2387.22	37.36	54.00	-16.64	29.83	32.06	7.10	36.83	6.00	122	48	AVERAGE	<table border="1"> <thead> <tr> <th>Limit</th> <th>Read</th> <th>Ant</th> <th>Cable</th> <th>Preamp</th> <th>Aux</th> <th>APos</th> <th>TPos</th> </tr> <tr> <th>Freq</th> <th>Level</th> <th>Line Margin</th> <th>Level Factor</th> <th>Loss Factor</th> <th>Factor</th> <th>Factor</th> <th>Remark</th> </tr> <tr> <th>MHz</th> <th>dBuV/m</th> <th>dBuV/m</th> <th>dB</th> <th>dBuV</th> <th>dB/m</th> <th>dB</th> <th>dB</th> </tr> </thead> <tbody> <tr> <td>1</td> <td>2402.00</td> <td>89.07</td> <td>-----</td> <td>-----</td> <td>80.67</td> <td>32.11</td> <td>7.12</td> <td>36.83</td> <td>6.00</td> <td>122</td> <td>48</td> <td>AVERAGE</td> </tr> </tbody> </table>	Limit	Read	Ant	Cable	Preamp	Aux	APos	TPos	Freq	Level	Line Margin	Level Factor	Loss Factor	Factor	Factor	Remark	MHz	dBuV/m	dBuV/m	dB	dBuV	dB/m	dB	dB	1	2402.00	89.07	-----	-----	80.67	32.11	7.12	36.83	6.00	122	48	AVERAGE
Limit	Read	Ant	Cable	Preamp	Aux	APos	TPos																																																																					
Freq	Level	Line Margin	Level Factor	Loss Factor	Factor	Factor	Remark																																																																					
MHz	dBuV/m	dBuV/m	dB	dBuV	dB/m	dB	dB																																																																					
1	2387.22	37.36	54.00	-16.64	29.83	32.06	7.10	36.83	6.00	122	48	AVERAGE																																																																
Limit	Read	Ant	Cable	Preamp	Aux	APos	TPos																																																																					
Freq	Level	Line Margin	Level Factor	Loss Factor	Factor	Factor	Remark																																																																					
MHz	dBuV/m	dBuV/m	dB	dBuV	dB/m	dB	dB																																																																					
1	2402.00	89.07	-----	-----	80.67	32.11	7.12	36.83	6.00	122	48	AVERAGE																																																																



Mode	4																																																																											
	Band Edge																																																																											
	2400-2483.5_Bluetooth-LE_CH00_2402MHz																																																																											
Pol.	Vertical	Fundamental																																																																										
Peak	<table border="1"> <thead> <tr> <th>Limit</th> <th>Read</th> <th>Ant</th> <th>Cable</th> <th>Aux</th> <th>APos</th> <th>TPos</th> </tr> <tr> <th>Freq</th> <th>Level</th> <th>Line Margin</th> <th>Level Factor</th> <th>Loss Factor</th> <th>Factor</th> <th>Remark</th> </tr> <tr> <th>MHz</th> <th>dBuV/m</th> <th>dBuV/m</th> <th>dB</th> <th>dBuV</th> <th>dB/m</th> <th>dB</th> <th>dB</th> <th>cm</th> <th>deg</th> <th>Remark</th> </tr> </thead> <tbody> <tr> <td>1</td> <td>2364.21</td> <td>49.33</td> <td>74.00</td> <td>-24.67</td> <td>41.12</td> <td>31.99</td> <td>7.07</td> <td>36.85</td> <td>6.00</td> <td>100</td> <td>69 PEAK</td> </tr> </tbody> </table>	Limit	Read	Ant	Cable	Aux	APos	TPos	Freq	Level	Line Margin	Level Factor	Loss Factor	Factor	Remark	MHz	dBuV/m	dBuV/m	dB	dBuV	dB/m	dB	dB	cm	deg	Remark	1	2364.21	49.33	74.00	-24.67	41.12	31.99	7.07	36.85	6.00	100	69 PEAK	<table border="1"> <thead> <tr> <th>Limit</th> <th>Read</th> <th>Ant</th> <th>Cable</th> <th>Aux</th> <th>APos</th> <th>TPos</th> </tr> <tr> <th>Freq</th> <th>Level</th> <th>Line Margin</th> <th>Level Factor</th> <th>Loss Factor</th> <th>Factor</th> <th>Remark</th> </tr> <tr> <th>MHz</th> <th>dBuV/m</th> <th>dBuV/m</th> <th>dB</th> <th>dBuV</th> <th>dB/m</th> <th>dB</th> <th>dB</th> <th>cm</th> <th>deg</th> <th>Remark</th> </tr> </thead> <tbody> <tr> <td>1</td> <td>2402.00</td> <td>90.26</td> <td>-----</td> <td>-----</td> <td>89.06</td> <td>32.11</td> <td>7.12</td> <td>36.83</td> <td>6.00</td> <td>100</td> <td>69 PEAK</td> </tr> </tbody> </table>	Limit	Read	Ant	Cable	Aux	APos	TPos	Freq	Level	Line Margin	Level Factor	Loss Factor	Factor	Remark	MHz	dBuV/m	dBuV/m	dB	dBuV	dB/m	dB	dB	cm	deg	Remark	1	2402.00	90.26	-----	-----	89.06	32.11	7.12	36.83	6.00	100	69 PEAK
Limit	Read	Ant	Cable	Aux	APos	TPos																																																																						
Freq	Level	Line Margin	Level Factor	Loss Factor	Factor	Remark																																																																						
MHz	dBuV/m	dBuV/m	dB	dBuV	dB/m	dB	dB	cm	deg	Remark																																																																		
1	2364.21	49.33	74.00	-24.67	41.12	31.99	7.07	36.85	6.00	100	69 PEAK																																																																	
Limit	Read	Ant	Cable	Aux	APos	TPos																																																																						
Freq	Level	Line Margin	Level Factor	Loss Factor	Factor	Remark																																																																						
MHz	dBuV/m	dBuV/m	dB	dBuV	dB/m	dB	dB	cm	deg	Remark																																																																		
1	2402.00	90.26	-----	-----	89.06	32.11	7.12	36.83	6.00	100	69 PEAK																																																																	
Avg	<table border="1"> <thead> <tr> <th>Limit</th> <th>Read</th> <th>Ant</th> <th>Cable</th> <th>Aux</th> <th>APos</th> <th>TPos</th> </tr> <tr> <th>Freq</th> <th>Level</th> <th>Line Margin</th> <th>Level Factor</th> <th>Loss Factor</th> <th>Factor</th> <th>Remark</th> </tr> <tr> <th>MHz</th> <th>dBuV/m</th> <th>dBuV/m</th> <th>dB</th> <th>dBuV</th> <th>dB/m</th> <th>dB</th> <th>dB</th> <th>cm</th> <th>deg</th> <th>Remark</th> </tr> </thead> <tbody> <tr> <td>1</td> <td>2369.54</td> <td>37.35</td> <td>54.00</td> <td>-16.65</td> <td>29.11</td> <td>32.01</td> <td>7.07</td> <td>36.84</td> <td>6.00</td> <td>100</td> <td>69 AVERAGE</td> </tr> </tbody> </table>	Limit	Read	Ant	Cable	Aux	APos	TPos	Freq	Level	Line Margin	Level Factor	Loss Factor	Factor	Remark	MHz	dBuV/m	dBuV/m	dB	dBuV	dB/m	dB	dB	cm	deg	Remark	1	2369.54	37.35	54.00	-16.65	29.11	32.01	7.07	36.84	6.00	100	69 AVERAGE	<table border="1"> <thead> <tr> <th>Limit</th> <th>Read</th> <th>Ant</th> <th>Cable</th> <th>Aux</th> <th>APos</th> <th>TPos</th> </tr> <tr> <th>Freq</th> <th>Level</th> <th>Line Margin</th> <th>Level Factor</th> <th>Loss Factor</th> <th>Factor</th> <th>Remark</th> </tr> <tr> <th>MHz</th> <th>dBuV/m</th> <th>dBuV/m</th> <th>dB</th> <th>dBuV</th> <th>dB/m</th> <th>dB</th> <th>dB</th> <th>cm</th> <th>deg</th> <th>Remark</th> </tr> </thead> <tbody> <tr> <td>1</td> <td>2402.00</td> <td>95.77</td> <td>-----</td> <td>-----</td> <td>87.37</td> <td>32.11</td> <td>7.12</td> <td>36.83</td> <td>6.00</td> <td>100</td> <td>69 AVERAGE</td> </tr> </tbody> </table>	Limit	Read	Ant	Cable	Aux	APos	TPos	Freq	Level	Line Margin	Level Factor	Loss Factor	Factor	Remark	MHz	dBuV/m	dBuV/m	dB	dBuV	dB/m	dB	dB	cm	deg	Remark	1	2402.00	95.77	-----	-----	87.37	32.11	7.12	36.83	6.00	100	69 AVERAGE
Limit	Read	Ant	Cable	Aux	APos	TPos																																																																						
Freq	Level	Line Margin	Level Factor	Loss Factor	Factor	Remark																																																																						
MHz	dBuV/m	dBuV/m	dB	dBuV	dB/m	dB	dB	cm	deg	Remark																																																																		
1	2369.54	37.35	54.00	-16.65	29.11	32.01	7.07	36.84	6.00	100	69 AVERAGE																																																																	
Limit	Read	Ant	Cable	Aux	APos	TPos																																																																						
Freq	Level	Line Margin	Level Factor	Loss Factor	Factor	Remark																																																																						
MHz	dBuV/m	dBuV/m	dB	dBuV	dB/m	dB	dB	cm	deg	Remark																																																																		
1	2402.00	95.77	-----	-----	87.37	32.11	7.12	36.83	6.00	100	69 AVERAGE																																																																	



Mode	4																																																																																																
	Harmonic																																																																																																
	2400-2483.5_Bluetooth-LE_CH00_2402MHz																																																																																																
Pol.	Horizontal	Vertical																																																																																															
Peak																																																																																																	
Avg	<table border="1"> <thead> <tr> <th>Limit</th> <th>Read</th> <th>Ant</th> <th>Cable</th> <th>Preamp</th> <th>Aux</th> <th>APos</th> <th>TPos</th> <th>Remark</th> </tr> <tr> <th>Freq</th> <th>Level</th> <th>Line Margin</th> <th>Level Factor</th> <th>Loss Factor</th> <th>Loss Factor</th> <th>Factor</th> <th></th> <th></th> </tr> <tr> <th>MHz</th> <th>dBuV/m</th> <th>dBuV/m</th> <th>dB</th> <th>dBuV</th> <th>dB/m</th> <th>dB</th> <th>dB</th> <th>cm</th> <th>deg</th> </tr> </thead> <tbody> <tr> <td>1</td> <td>4804.00</td> <td>40.36</td> <td>74.00</td> <td>-33.64</td> <td>61.51</td> <td>33.90</td> <td>10.20</td> <td>65.25</td> <td>0.00</td> <td>--</td> <td>--</td> <td>PEAK</td> </tr> </tbody> </table>	Limit	Read	Ant	Cable	Preamp	Aux	APos	TPos	Remark	Freq	Level	Line Margin	Level Factor	Loss Factor	Loss Factor	Factor			MHz	dBuV/m	dBuV/m	dB	dBuV	dB/m	dB	dB	cm	deg	1	4804.00	40.36	74.00	-33.64	61.51	33.90	10.20	65.25	0.00	--	--	PEAK	<table border="1"> <thead> <tr> <th>Limit</th> <th>Read</th> <th>Ant</th> <th>Cable</th> <th>Preamp</th> <th>Aux</th> <th>APos</th> <th>TPos</th> <th>Remark</th> </tr> <tr> <th>Freq</th> <th>Level</th> <th>Line Margin</th> <th>Level Factor</th> <th>Loss Factor</th> <th>Loss Factor</th> <th>Factor</th> <th></th> <th></th> </tr> <tr> <th>MHz</th> <th>dBuV/m</th> <th>dBuV/m</th> <th>dB</th> <th>dBuV</th> <th>dB/m</th> <th>dB</th> <th>dB</th> <th>cm</th> <th>deg</th> </tr> </thead> <tbody> <tr> <td>1</td> <td>4804.00</td> <td>49.03</td> <td>74.00</td> <td>-24.97</td> <td>70.18</td> <td>33.90</td> <td>10.20</td> <td>65.25</td> <td>0.00</td> <td>119</td> <td>149</td> <td>PEAK</td> </tr> <tr> <td>2</td> <td>4804.00</td> <td>43.84</td> <td>54.00</td> <td>-10.16</td> <td>64.98</td> <td>33.90</td> <td>10.21</td> <td>65.25</td> <td>0.00</td> <td>119</td> <td>149</td> <td>AVERAGE</td> </tr> </tbody> </table>	Limit	Read	Ant	Cable	Preamp	Aux	APos	TPos	Remark	Freq	Level	Line Margin	Level Factor	Loss Factor	Loss Factor	Factor			MHz	dBuV/m	dBuV/m	dB	dBuV	dB/m	dB	dB	cm	deg	1	4804.00	49.03	74.00	-24.97	70.18	33.90	10.20	65.25	0.00	119	149	PEAK	2	4804.00	43.84	54.00	-10.16	64.98	33.90	10.21	65.25	0.00	119	149	AVERAGE
Limit	Read	Ant	Cable	Preamp	Aux	APos	TPos	Remark																																																																																									
Freq	Level	Line Margin	Level Factor	Loss Factor	Loss Factor	Factor																																																																																											
MHz	dBuV/m	dBuV/m	dB	dBuV	dB/m	dB	dB	cm	deg																																																																																								
1	4804.00	40.36	74.00	-33.64	61.51	33.90	10.20	65.25	0.00	--	--	PEAK																																																																																					
Limit	Read	Ant	Cable	Preamp	Aux	APos	TPos	Remark																																																																																									
Freq	Level	Line Margin	Level Factor	Loss Factor	Loss Factor	Factor																																																																																											
MHz	dBuV/m	dBuV/m	dB	dBuV	dB/m	dB	dB	cm	deg																																																																																								
1	4804.00	49.03	74.00	-24.97	70.18	33.90	10.20	65.25	0.00	119	149	PEAK																																																																																					
2	4804.00	43.84	54.00	-10.16	64.98	33.90	10.21	65.25	0.00	119	149	AVERAGE																																																																																					



Mode	5																																																																																																																										
	Harmonic																																																																																																																										
	2400-2483.5_Bluetooth-LE_CH19_2440MHz																																																																																																																										
Pol.	Horizontal	Vertical																																																																																																																									
Peak Avg	<table border="1"> <thead> <tr> <th>Limit</th> <th>Read</th> <th>Ant</th> <th>Cable</th> <th>Preamp</th> <th>Aux</th> <th>APos</th> <th>TPos</th> <th>Remark</th> </tr> <tr> <th>Freq</th> <th>Level</th> <th>Line Margin</th> <th>Level</th> <th>Factor</th> <th>Loss Factor</th> <th>Factor</th> <th></th> <th></th> </tr> <tr> <th>MHz</th> <th>dBuV/m</th> <th>dBuV/m</th> <th>dB</th> <th>dBuV</th> <th>dB/m</th> <th>dB</th> <th>dB</th> <th>cm</th> <th>deg</th> </tr> </thead> <tbody> <tr> <td>1</td> <td>4880.00</td> <td>43.41</td> <td>74.00</td> <td>-30.59</td> <td>64.49</td> <td>33.90</td> <td>10.30</td> <td>65.28</td> <td>0.00</td> <td>--</td> <td>--</td> <td>PEAK</td> </tr> <tr> <td>2</td> <td>7320.00</td> <td>41.90</td> <td>74.00</td> <td>-32.10</td> <td>59.95</td> <td>35.70</td> <td>12.72</td> <td>66.47</td> <td>0.00</td> <td>--</td> <td>--</td> <td>PEAK</td> </tr> </tbody> </table>	Limit	Read	Ant	Cable	Preamp	Aux	APos	TPos	Remark	Freq	Level	Line Margin	Level	Factor	Loss Factor	Factor			MHz	dBuV/m	dBuV/m	dB	dBuV	dB/m	dB	dB	cm	deg	1	4880.00	43.41	74.00	-30.59	64.49	33.90	10.30	65.28	0.00	--	--	PEAK	2	7320.00	41.90	74.00	-32.10	59.95	35.70	12.72	66.47	0.00	--	--	PEAK	<table border="1"> <thead> <tr> <th>Limit</th> <th>Read</th> <th>Ant</th> <th>Cable</th> <th>Preamp</th> <th>Aux</th> <th>APos</th> <th>TPos</th> <th>Remark</th> </tr> <tr> <th>Freq</th> <th>Level</th> <th>Line Margin</th> <th>Level</th> <th>Factor</th> <th>Loss Factor</th> <th>Factor</th> <th></th> <th></th> </tr> <tr> <th>MHz</th> <th>dBuV/m</th> <th>dBuV/m</th> <th>dB</th> <th>dBuV</th> <th>dB/m</th> <th>dB</th> <th>dB</th> <th>cm</th> <th>deg</th> </tr> </thead> <tbody> <tr> <td>1</td> <td>4880.00</td> <td>50.28</td> <td>74.00</td> <td>-23.72</td> <td>71.36</td> <td>33.90</td> <td>10.30</td> <td>65.28</td> <td>0.00</td> <td>105</td> <td>151</td> <td>PEAK</td> </tr> <tr> <td>2</td> <td>4880.00</td> <td>44.96</td> <td>54.00</td> <td>-9.04</td> <td>66.04</td> <td>33.90</td> <td>10.30</td> <td>65.28</td> <td>0.00</td> <td>105</td> <td>151</td> <td>AVERAGE</td> </tr> <tr> <td>3</td> <td>7320.00</td> <td>41.96</td> <td>74.00</td> <td>-32.04</td> <td>60.01</td> <td>35.70</td> <td>12.72</td> <td>66.47</td> <td>0.00</td> <td>--</td> <td>--</td> <td>PEAK</td> </tr> </tbody> </table>	Limit	Read	Ant	Cable	Preamp	Aux	APos	TPos	Remark	Freq	Level	Line Margin	Level	Factor	Loss Factor	Factor			MHz	dBuV/m	dBuV/m	dB	dBuV	dB/m	dB	dB	cm	deg	1	4880.00	50.28	74.00	-23.72	71.36	33.90	10.30	65.28	0.00	105	151	PEAK	2	4880.00	44.96	54.00	-9.04	66.04	33.90	10.30	65.28	0.00	105	151	AVERAGE	3	7320.00	41.96	74.00	-32.04	60.01	35.70	12.72	66.47	0.00	--	--	PEAK
Limit	Read	Ant	Cable	Preamp	Aux	APos	TPos	Remark																																																																																																																			
Freq	Level	Line Margin	Level	Factor	Loss Factor	Factor																																																																																																																					
MHz	dBuV/m	dBuV/m	dB	dBuV	dB/m	dB	dB	cm	deg																																																																																																																		
1	4880.00	43.41	74.00	-30.59	64.49	33.90	10.30	65.28	0.00	--	--	PEAK																																																																																																															
2	7320.00	41.90	74.00	-32.10	59.95	35.70	12.72	66.47	0.00	--	--	PEAK																																																																																																															
Limit	Read	Ant	Cable	Preamp	Aux	APos	TPos	Remark																																																																																																																			
Freq	Level	Line Margin	Level	Factor	Loss Factor	Factor																																																																																																																					
MHz	dBuV/m	dBuV/m	dB	dBuV	dB/m	dB	dB	cm	deg																																																																																																																		
1	4880.00	50.28	74.00	-23.72	71.36	33.90	10.30	65.28	0.00	105	151	PEAK																																																																																																															
2	4880.00	44.96	54.00	-9.04	66.04	33.90	10.30	65.28	0.00	105	151	AVERAGE																																																																																																															
3	7320.00	41.96	74.00	-32.04	60.01	35.70	12.72	66.47	0.00	--	--	PEAK																																																																																																															





Mode	6																																																																																	
	Band Edge																																																																																	
	2400-2483.5_Bluetooth-LE_CH39_2480MHz																																																																																	
Pol.	Horizontal	Fundamental																																																																																
Peak	<table border="1"> <thead> <tr> <th>Limit</th> <th>Read</th> <th>Ant</th> <th>Cable</th> <th>Preamp</th> <th>Aux</th> <th>APos</th> <th>TPos</th> <th>Remark</th> </tr> <tr> <th>Freq</th> <th>Level</th> <th>Line Margin</th> <th>Level Factor</th> <th>Loss Factor</th> <th>Factor</th> <th>Factor</th> <th>Factor</th> <th>Factor</th> </tr> <tr> <th>MHz</th> <th>dBuV/m</th> <th>dBuV/m</th> <th>dB</th> <th>dBuV</th> <th>dB/m</th> <th>dB</th> <th>dB</th> <th>cm</th> <th>deg</th> </tr> </thead> <tbody> <tr> <td>1</td> <td>2483.56</td> <td>51.37</td> <td>74.00</td> <td>-22.63</td> <td>42.57</td> <td>32.52</td> <td>7.26</td> <td>36.98</td> <td>6.00</td> <td>100</td> <td>51 PEAK</td> </tr> </tbody> </table>	Limit	Read	Ant	Cable	Preamp	Aux	APos	TPos	Remark	Freq	Level	Line Margin	Level Factor	Loss Factor	Factor	Factor	Factor	Factor	MHz	dBuV/m	dBuV/m	dB	dBuV	dB/m	dB	dB	cm	deg	1	2483.56	51.37	74.00	-22.63	42.57	32.52	7.26	36.98	6.00	100	51 PEAK	<table border="1"> <thead> <tr> <th>Limit</th> <th>Read</th> <th>Ant</th> <th>Cable</th> <th>Preamp</th> <th>Aux</th> <th>APos</th> <th>TPos</th> <th>Remark</th> </tr> <tr> <th>Freq</th> <th>Level</th> <th>Line Margin</th> <th>Level Factor</th> <th>Loss Factor</th> <th>Factor</th> <th>Factor</th> <th>Factor</th> <th>Factor</th> </tr> <tr> <th>MHz</th> <th>dBuV/m</th> <th>dBuV/m</th> <th>dB</th> <th>dBuV</th> <th>dB/m</th> <th>dB</th> <th>dB</th> <th>cm</th> <th>deg</th> </tr> </thead> <tbody> <tr> <td>1</td> <td>2480.00</td> <td>93.04</td> <td>-----</td> <td>-----</td> <td>84.26</td> <td>32.50</td> <td>7.25</td> <td>36.97</td> <td>6.00</td> <td>100</td> <td>51 PEAK</td> </tr> </tbody> </table>	Limit	Read	Ant	Cable	Preamp	Aux	APos	TPos	Remark	Freq	Level	Line Margin	Level Factor	Loss Factor	Factor	Factor	Factor	Factor	MHz	dBuV/m	dBuV/m	dB	dBuV	dB/m	dB	dB	cm	deg	1	2480.00	93.04	-----	-----	84.26	32.50	7.25	36.97	6.00	100	51 PEAK
Limit	Read	Ant	Cable	Preamp	Aux	APos	TPos	Remark																																																																										
Freq	Level	Line Margin	Level Factor	Loss Factor	Factor	Factor	Factor	Factor																																																																										
MHz	dBuV/m	dBuV/m	dB	dBuV	dB/m	dB	dB	cm	deg																																																																									
1	2483.56	51.37	74.00	-22.63	42.57	32.52	7.26	36.98	6.00	100	51 PEAK																																																																							
Limit	Read	Ant	Cable	Preamp	Aux	APos	TPos	Remark																																																																										
Freq	Level	Line Margin	Level Factor	Loss Factor	Factor	Factor	Factor	Factor																																																																										
MHz	dBuV/m	dBuV/m	dB	dBuV	dB/m	dB	dB	cm	deg																																																																									
1	2480.00	93.04	-----	-----	84.26	32.50	7.25	36.97	6.00	100	51 PEAK																																																																							
Avg	<table border="1"> <thead> <tr> <th>Limit</th> <th>Read</th> <th>Ant</th> <th>Cable</th> <th>Preamp</th> <th>Aux</th> <th>APos</th> <th>TPos</th> <th>Remark</th> </tr> <tr> <th>Freq</th> <th>Level</th> <th>Line Margin</th> <th>Level Factor</th> <th>Loss Factor</th> <th>Factor</th> <th>Factor</th> <th>Factor</th> <th>Factor</th> </tr> <tr> <th>MHz</th> <th>dBuV/m</th> <th>dBuV/m</th> <th>dB</th> <th>dBuV</th> <th>dB/m</th> <th>dB</th> <th>dB</th> <th>cm</th> <th>deg</th> </tr> </thead> <tbody> <tr> <td>1</td> <td>2483.50</td> <td>38.30</td> <td>54.00</td> <td>-15.70</td> <td>29.50</td> <td>32.52</td> <td>7.26</td> <td>36.98</td> <td>6.00</td> <td>100</td> <td>51 AVERAGE</td> </tr> </tbody> </table>	Limit	Read	Ant	Cable	Preamp	Aux	APos	TPos	Remark	Freq	Level	Line Margin	Level Factor	Loss Factor	Factor	Factor	Factor	Factor	MHz	dBuV/m	dBuV/m	dB	dBuV	dB/m	dB	dB	cm	deg	1	2483.50	38.30	54.00	-15.70	29.50	32.52	7.26	36.98	6.00	100	51 AVERAGE	<table border="1"> <thead> <tr> <th>Limit</th> <th>Read</th> <th>Ant</th> <th>Cable</th> <th>Preamp</th> <th>Aux</th> <th>APos</th> <th>TPos</th> <th>Remark</th> </tr> <tr> <th>Freq</th> <th>Level</th> <th>Line Margin</th> <th>Level Factor</th> <th>Loss Factor</th> <th>Factor</th> <th>Factor</th> <th>Factor</th> <th>Factor</th> </tr> <tr> <th>MHz</th> <th>dBuV/m</th> <th>dBuV/m</th> <th>dB</th> <th>dBuV</th> <th>dB/m</th> <th>dB</th> <th>dB</th> <th>cm</th> <th>deg</th> </tr> </thead> <tbody> <tr> <td>1</td> <td>2480.00</td> <td>90.68</td> <td>-----</td> <td>-----</td> <td>81.90</td> <td>32.50</td> <td>7.25</td> <td>36.97</td> <td>6.00</td> <td>100</td> <td>51 AVERAGE</td> </tr> </tbody> </table>	Limit	Read	Ant	Cable	Preamp	Aux	APos	TPos	Remark	Freq	Level	Line Margin	Level Factor	Loss Factor	Factor	Factor	Factor	Factor	MHz	dBuV/m	dBuV/m	dB	dBuV	dB/m	dB	dB	cm	deg	1	2480.00	90.68	-----	-----	81.90	32.50	7.25	36.97	6.00	100	51 AVERAGE
Limit	Read	Ant	Cable	Preamp	Aux	APos	TPos	Remark																																																																										
Freq	Level	Line Margin	Level Factor	Loss Factor	Factor	Factor	Factor	Factor																																																																										
MHz	dBuV/m	dBuV/m	dB	dBuV	dB/m	dB	dB	cm	deg																																																																									
1	2483.50	38.30	54.00	-15.70	29.50	32.52	7.26	36.98	6.00	100	51 AVERAGE																																																																							
Limit	Read	Ant	Cable	Preamp	Aux	APos	TPos	Remark																																																																										
Freq	Level	Line Margin	Level Factor	Loss Factor	Factor	Factor	Factor	Factor																																																																										
MHz	dBuV/m	dBuV/m	dB	dBuV	dB/m	dB	dB	cm	deg																																																																									
1	2480.00	90.68	-----	-----	81.90	32.50	7.25	36.97	6.00	100	51 AVERAGE																																																																							



Mode		6																																																																																					
		Band Edge																																																																																					
		2400-2483.5_Bluetooth-LE_CH39_2480MHz																																																																																					
Pol.	Vertical					Fundamental																																																																																	
Peak																																																																																							
	<table border="1"> <thead> <tr> <th>Limit</th> <th>Read</th> <th>Ant</th> <th>Cable</th> <th>Preamp</th> <th>Aux</th> <th>APos</th> <th>TPos</th> <th colspan="2">Remark</th> </tr> <tr> <th>Freq</th> <th>Level</th> <th>Line Margin</th> <th>Level Factor</th> <th>Loss Factor</th> <th>Factor</th> <th></th> <th></th> <th>cm</th> <th>deg</th> </tr> <tr> <th>MHz</th> <th>dBuV/m</th> <th>dBuV/m</th> <th>dB</th> <th>dBuV</th> <th>dB/m</th> <th>dB</th> <th>dB</th> <th>cm</th> <th>deg</th> </tr> </thead> <tbody> <tr> <td>1</td> <td>2484.28</td> <td>54.11</td> <td>74.00</td> <td>-19.89</td> <td>45.31</td> <td>32.52</td> <td>7.26</td> <td>36.98</td> <td>6.00</td> <td>107</td> <td>121</td> <td>PEAK</td> </tr> </tbody> </table>	Limit	Read	Ant	Cable	Preamp	Aux	APos	TPos	Remark		Freq	Level	Line Margin	Level Factor	Loss Factor	Factor			cm	deg	MHz	dBuV/m	dBuV/m	dB	dBuV	dB/m	dB	dB	cm	deg	1	2484.28	54.11	74.00	-19.89	45.31	32.52	7.26	36.98	6.00	107	121	PEAK	<table border="1"> <thead> <tr> <th>Limit</th> <th>Read</th> <th>Ant</th> <th>Cable</th> <th>Preamp</th> <th>Aux</th> <th>APos</th> <th>TPos</th> <th colspan="2">Remark</th> </tr> <tr> <th>Freq</th> <th>Level</th> <th>Line Margin</th> <th>Level Factor</th> <th>Loss Factor</th> <th>Factor</th> <th></th> <th></th> <th>cm</th> <th>deg</th> </tr> <tr> <th>MHz</th> <th>dBuV/m</th> <th>dBuV/m</th> <th>dB</th> <th>dBuV</th> <th>dB/m</th> <th>dB</th> <th>dB</th> <th>cm</th> <th>deg</th> </tr> </thead> <tbody> <tr> <td>1</td> <td>2480.00</td> <td>100.07</td> <td>-----</td> <td>-----</td> <td>91.29</td> <td>32.50</td> <td>7.25</td> <td>36.97</td> <td>6.00</td> <td>107</td> <td>121</td> <td>PEAK</td> </tr> </tbody> </table>	Limit	Read	Ant	Cable	Preamp	Aux	APos	TPos	Remark		Freq	Level	Line Margin	Level Factor	Loss Factor	Factor			cm	deg	MHz	dBuV/m	dBuV/m	dB	dBuV	dB/m	dB	dB	cm	deg	1	2480.00	100.07	-----	-----	91.29	32.50	7.25	36.97	6.00	107	121
Limit	Read	Ant	Cable	Preamp	Aux	APos	TPos	Remark																																																																															
Freq	Level	Line Margin	Level Factor	Loss Factor	Factor			cm	deg																																																																														
MHz	dBuV/m	dBuV/m	dB	dBuV	dB/m	dB	dB	cm	deg																																																																														
1	2484.28	54.11	74.00	-19.89	45.31	32.52	7.26	36.98	6.00	107	121	PEAK																																																																											
Limit	Read	Ant	Cable	Preamp	Aux	APos	TPos	Remark																																																																															
Freq	Level	Line Margin	Level Factor	Loss Factor	Factor			cm	deg																																																																														
MHz	dBuV/m	dBuV/m	dB	dBuV	dB/m	dB	dB	cm	deg																																																																														
1	2480.00	100.07	-----	-----	91.29	32.50	7.25	36.97	6.00	107	121	PEAK																																																																											
Avg																																																																																							
	<table border="1"> <thead> <tr> <th>Limit</th> <th>Read</th> <th>Ant</th> <th>Cable</th> <th>Preamp</th> <th>Aux</th> <th>APos</th> <th>TPos</th> <th colspan="2">Remark</th> </tr> <tr> <th>Freq</th> <th>Level</th> <th>Line Margin</th> <th>Level Factor</th> <th>Loss Factor</th> <th>Factor</th> <th></th> <th></th> <th>cm</th> <th>deg</th> </tr> <tr> <th>MHz</th> <th>dBuV/m</th> <th>dBuV/m</th> <th>dB</th> <th>dBuV</th> <th>dB/m</th> <th>dB</th> <th>dB</th> <th>cm</th> <th>deg</th> </tr> </thead> <tbody> <tr> <td>1</td> <td>2483.50</td> <td>41.13</td> <td>54.00</td> <td>-12.87</td> <td>32.33</td> <td>32.52</td> <td>7.26</td> <td>36.98</td> <td>6.00</td> <td>107</td> <td>121</td> <td>AVERAGE</td> </tr> </tbody> </table>	Limit	Read	Ant	Cable	Preamp	Aux	APos	TPos	Remark		Freq	Level	Line Margin	Level Factor	Loss Factor	Factor			cm	deg	MHz	dBuV/m	dBuV/m	dB	dBuV	dB/m	dB	dB	cm	deg	1	2483.50	41.13	54.00	-12.87	32.33	32.52	7.26	36.98	6.00	107	121	AVERAGE	<table border="1"> <thead> <tr> <th>Limit</th> <th>Read</th> <th>Ant</th> <th>Cable</th> <th>Preamp</th> <th>Aux</th> <th>APos</th> <th>TPos</th> <th colspan="2">Remark</th> </tr> <tr> <th>Freq</th> <th>Level</th> <th>Line Margin</th> <th>Level Factor</th> <th>Loss Factor</th> <th>Factor</th> <th></th> <th></th> <th>cm</th> <th>deg</th> </tr> <tr> <th>MHz</th> <th>dBuV/m</th> <th>dBuV/m</th> <th>dB</th> <th>dBuV</th> <th>dB/m</th> <th>dB</th> <th>dB</th> <th>cm</th> <th>deg</th> </tr> </thead> <tbody> <tr> <td>1</td> <td>2480.00</td> <td>97.69</td> <td>-----</td> <td>-----</td> <td>88.91</td> <td>32.50</td> <td>7.25</td> <td>36.97</td> <td>6.00</td> <td>107</td> <td>121</td> <td>AVERAGE</td> </tr> </tbody> </table>	Limit	Read	Ant	Cable	Preamp	Aux	APos	TPos	Remark		Freq	Level	Line Margin	Level Factor	Loss Factor	Factor			cm	deg	MHz	dBuV/m	dBuV/m	dB	dBuV	dB/m	dB	dB	cm	deg	1	2480.00	97.69	-----	-----	88.91	32.50	7.25	36.97	6.00	107	121
Limit	Read	Ant	Cable	Preamp	Aux	APos	TPos	Remark																																																																															
Freq	Level	Line Margin	Level Factor	Loss Factor	Factor			cm	deg																																																																														
MHz	dBuV/m	dBuV/m	dB	dBuV	dB/m	dB	dB	cm	deg																																																																														
1	2483.50	41.13	54.00	-12.87	32.33	32.52	7.26	36.98	6.00	107	121	AVERAGE																																																																											
Limit	Read	Ant	Cable	Preamp	Aux	APos	TPos	Remark																																																																															
Freq	Level	Line Margin	Level Factor	Loss Factor	Factor			cm	deg																																																																														
MHz	dBuV/m	dBuV/m	dB	dBuV	dB/m	dB	dB	cm	deg																																																																														
1	2480.00	97.69	-----	-----	88.91	32.50	7.25	36.97	6.00	107	121	AVERAGE																																																																											



Mode	6																																																																																																																										
	Harmonic																																																																																																																										
	2400-2483.5_Bluetooth-LE_CH39_2480MHZ																																																																																																																										
Pol.	Horizontal	Vertical																																																																																																																									
Peak Avg	<table border="1"> <thead> <tr> <th>Limit</th> <th>Read</th> <th>Ant</th> <th>Cable</th> <th>Preamp</th> <th>Aux</th> <th>APos</th> <th>TPos</th> <th>Remark</th> </tr> <tr> <th>Freq</th> <th>Level</th> <th>Line Margin</th> <th>Level</th> <th>Factor</th> <th>Loss Factor</th> <th>Factor</th> <th></th> <th></th> </tr> <tr> <th>MHz</th> <th>dBuV/m</th> <th>dBuV/m</th> <th>dB</th> <th>dBuV</th> <th>dB/m</th> <th>dB</th> <th>dB</th> <th>cm</th> <th>deg</th> </tr> </thead> <tbody> <tr> <td>1</td> <td>4960.00</td> <td>44.73</td> <td>74.00</td> <td>-29.27</td> <td>65.62</td> <td>34.02</td> <td>10.40</td> <td>65.31</td> <td>0.00</td> <td>--</td> <td>--</td> <td>PEAK</td> </tr> <tr> <td>2</td> <td>7440.00</td> <td>41.46</td> <td>74.00</td> <td>-32.54</td> <td>59.75</td> <td>35.74</td> <td>12.78</td> <td>66.81</td> <td>0.00</td> <td>--</td> <td>--</td> <td>PEAK</td> </tr> </tbody> </table>	Limit	Read	Ant	Cable	Preamp	Aux	APos	TPos	Remark	Freq	Level	Line Margin	Level	Factor	Loss Factor	Factor			MHz	dBuV/m	dBuV/m	dB	dBuV	dB/m	dB	dB	cm	deg	1	4960.00	44.73	74.00	-29.27	65.62	34.02	10.40	65.31	0.00	--	--	PEAK	2	7440.00	41.46	74.00	-32.54	59.75	35.74	12.78	66.81	0.00	--	--	PEAK	<table border="1"> <thead> <tr> <th>Limit</th> <th>Read</th> <th>Ant</th> <th>Cable</th> <th>Preamp</th> <th>Aux</th> <th>APos</th> <th>TPos</th> <th>Remark</th> </tr> <tr> <th>Freq</th> <th>Level</th> <th>Line Margin</th> <th>Level</th> <th>Factor</th> <th>Loss Factor</th> <th>Factor</th> <th></th> <th></th> </tr> <tr> <th>MHz</th> <th>dBuV/m</th> <th>dBuV/m</th> <th>dB</th> <th>dBuV</th> <th>dB/m</th> <th>dB</th> <th>dB</th> <th>cm</th> <th>deg</th> </tr> </thead> <tbody> <tr> <td>1</td> <td>4960.00</td> <td>49.24</td> <td>74.00</td> <td>-24.76</td> <td>70.13</td> <td>34.02</td> <td>10.40</td> <td>65.31</td> <td>0.00</td> <td>123</td> <td>145</td> <td>PEAK</td> </tr> <tr> <td>2</td> <td>4960.00</td> <td>43.92</td> <td>54.00</td> <td>-10.08</td> <td>64.61</td> <td>34.02</td> <td>10.40</td> <td>65.31</td> <td>0.00</td> <td>123</td> <td>145</td> <td>AVERAGE</td> </tr> <tr> <td>3</td> <td>7440.00</td> <td>41.95</td> <td>74.00</td> <td>-32.05</td> <td>60.24</td> <td>35.74</td> <td>12.78</td> <td>66.81</td> <td>0.00</td> <td>--</td> <td>--</td> <td>PEAK</td> </tr> </tbody> </table>	Limit	Read	Ant	Cable	Preamp	Aux	APos	TPos	Remark	Freq	Level	Line Margin	Level	Factor	Loss Factor	Factor			MHz	dBuV/m	dBuV/m	dB	dBuV	dB/m	dB	dB	cm	deg	1	4960.00	49.24	74.00	-24.76	70.13	34.02	10.40	65.31	0.00	123	145	PEAK	2	4960.00	43.92	54.00	-10.08	64.61	34.02	10.40	65.31	0.00	123	145	AVERAGE	3	7440.00	41.95	74.00	-32.05	60.24	35.74	12.78	66.81	0.00	--	--	PEAK
Limit	Read	Ant	Cable	Preamp	Aux	APos	TPos	Remark																																																																																																																			
Freq	Level	Line Margin	Level	Factor	Loss Factor	Factor																																																																																																																					
MHz	dBuV/m	dBuV/m	dB	dBuV	dB/m	dB	dB	cm	deg																																																																																																																		
1	4960.00	44.73	74.00	-29.27	65.62	34.02	10.40	65.31	0.00	--	--	PEAK																																																																																																															
2	7440.00	41.46	74.00	-32.54	59.75	35.74	12.78	66.81	0.00	--	--	PEAK																																																																																																															
Limit	Read	Ant	Cable	Preamp	Aux	APos	TPos	Remark																																																																																																																			
Freq	Level	Line Margin	Level	Factor	Loss Factor	Factor																																																																																																																					
MHz	dBuV/m	dBuV/m	dB	dBuV	dB/m	dB	dB	cm	deg																																																																																																																		
1	4960.00	49.24	74.00	-24.76	70.13	34.02	10.40	65.31	0.00	123	145	PEAK																																																																																																															
2	4960.00	43.92	54.00	-10.08	64.61	34.02	10.40	65.31	0.00	123	145	AVERAGE																																																																																																															
3	7440.00	41.95	74.00	-32.05	60.24	35.74	12.78	66.81	0.00	--	--	PEAK																																																																																																															



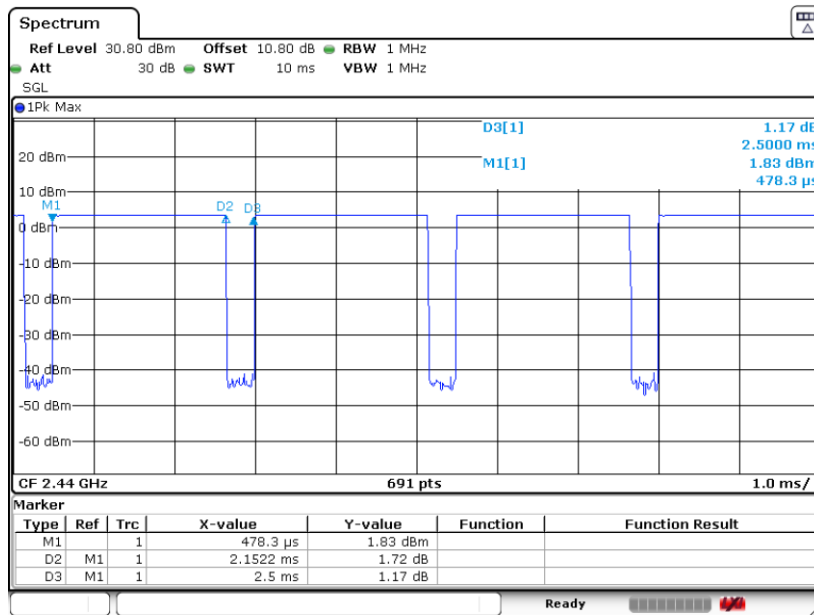
Mode	7																																																																																																																																																																																																
	LF																																																																																																																																																																																																
	2400-2483.5_Bluetooth-LE_CH39_2480MHz																																																																																																																																																																																																
Pol.	Horizontal	Vertical																																																																																																																																																																																															
Peak QP																																																																																																																																																																																																	
	<table border="1"> <thead> <tr> <th>Peak</th> <th>Freq</th> <th>Level</th> <th>Over Limit</th> <th>Limit</th> <th>ReadAntenna</th> <th>Cable</th> <th>Preamp</th> <th>A/Pos</th> <th>T/Pos</th> <th>Remark</th> <th>Pol/Phas</th> </tr> <tr> <th></th> <th>MHz</th> <th>dBuV/m</th> <th>dB</th> <th>dBuV/m</th> <th>dBuV</th> <th>dB/m</th> <th>dB</th> <th>cm</th> <th>deg</th> <th></th> <th></th> </tr> </thead> <tbody> <tr><td>1</td><td>30.00</td><td>30.00</td><td>-10.00</td><td>40.00</td><td>37.74</td><td>24.57</td><td>0.71</td><td>33.02</td><td>---</td><td>---</td><td>Peak HORIZONTAL</td></tr> <tr><td>2</td><td>55.22</td><td>23.91</td><td>-16.09</td><td>40.00</td><td>42.28</td><td>13.45</td><td>1.10</td><td>32.92</td><td>---</td><td>---</td><td>Peak HORIZONTAL</td></tr> <tr><td>3</td><td>96.93</td><td>22.58</td><td>-20.92</td><td>43.50</td><td>37.48</td><td>16.49</td><td>1.48</td><td>32.87</td><td>---</td><td>---</td><td>Peak HORIZONTAL</td></tr> <tr><td>4</td><td>188.11</td><td>20.30</td><td>-23.20</td><td>43.50</td><td>35.41</td><td>15.65</td><td>2.08</td><td>32.84</td><td>---</td><td>---</td><td>Peak HORIZONTAL</td></tr> <tr><td>5</td><td>250.19</td><td>18.40</td><td>-27.60</td><td>46.00</td><td>30.33</td><td>18.42</td><td>2.42</td><td>32.77</td><td>---</td><td>---</td><td>Peak HORIZONTAL</td></tr> <tr><td>6</td><td>413.15</td><td>20.66</td><td>-25.34</td><td>46.00</td><td>28.55</td><td>21.90</td><td>3.10</td><td>32.89</td><td>---</td><td>---</td><td>Peak HORIZONTAL</td></tr> </tbody> </table>	Peak	Freq	Level	Over Limit	Limit	ReadAntenna	Cable	Preamp	A/Pos	T/Pos	Remark	Pol/Phas		MHz	dBuV/m	dB	dBuV/m	dBuV	dB/m	dB	cm	deg			1	30.00	30.00	-10.00	40.00	37.74	24.57	0.71	33.02	---	---	Peak HORIZONTAL	2	55.22	23.91	-16.09	40.00	42.28	13.45	1.10	32.92	---	---	Peak HORIZONTAL	3	96.93	22.58	-20.92	43.50	37.48	16.49	1.48	32.87	---	---	Peak HORIZONTAL	4	188.11	20.30	-23.20	43.50	35.41	15.65	2.08	32.84	---	---	Peak HORIZONTAL	5	250.19	18.40	-27.60	46.00	30.33	18.42	2.42	32.77	---	---	Peak HORIZONTAL	6	413.15	20.66	-25.34	46.00	28.55	21.90	3.10	32.89	---	---	Peak HORIZONTAL	<table border="1"> <thead> <tr> <th>Peak</th> <th>Freq</th> <th>Level</th> <th>Over Limit</th> <th>Limit</th> <th>ReadAntenna</th> <th>Cable</th> <th>Preamp</th> <th>A/Pos</th> <th>T/Pos</th> <th>Remark</th> <th>Pol/Phas</th> </tr> <tr> <th></th> <th>MHz</th> <th>dBuV/m</th> <th>dB</th> <th>dBuV/m</th> <th>dBuV</th> <th>dB/m</th> <th>dB</th> <th>cm</th> <th>deg</th> <th></th> <th></th> </tr> </thead> <tbody> <tr><td>1</td><td>34.85</td><td>28.97</td><td>-11.03</td><td>40.00</td><td>39.01</td><td>22.06</td><td>0.79</td><td>32.89</td><td>---</td><td>---</td><td>Peak VERTICAL</td></tr> <tr><td>2</td><td>56.19</td><td>27.01</td><td>-12.99</td><td>40.00</td><td>45.54</td><td>13.28</td><td>1.11</td><td>32.92</td><td>---</td><td>---</td><td>Peak VERTICAL</td></tr> <tr><td>3</td><td>104.69</td><td>28.24</td><td>-15.26</td><td>43.50</td><td>42.57</td><td>17.00</td><td>1.54</td><td>32.87</td><td>---</td><td>---</td><td>Peak VERTICAL</td></tr> <tr><td>4</td><td>185.20</td><td>23.63</td><td>-19.87</td><td>43.50</td><td>38.69</td><td>15.71</td><td>2.06</td><td>32.83</td><td>---</td><td>---</td><td>Peak VERTICAL</td></tr> <tr><td>5</td><td>471.35</td><td>24.58</td><td>-21.42</td><td>46.00</td><td>31.27</td><td>22.99</td><td>3.32</td><td>33.00</td><td>---</td><td>---</td><td>Peak VERTICAL</td></tr> <tr><td>6</td><td>642.07</td><td>26.23</td><td>-19.77</td><td>46.00</td><td>30.14</td><td>25.18</td><td>3.87</td><td>32.96</td><td>---</td><td>---</td><td>Peak VERTICAL</td></tr> </tbody> </table>	Peak	Freq	Level	Over Limit	Limit	ReadAntenna	Cable	Preamp	A/Pos	T/Pos	Remark	Pol/Phas		MHz	dBuV/m	dB	dBuV/m	dBuV	dB/m	dB	cm	deg			1	34.85	28.97	-11.03	40.00	39.01	22.06	0.79	32.89	---	---	Peak VERTICAL	2	56.19	27.01	-12.99	40.00	45.54	13.28	1.11	32.92	---	---	Peak VERTICAL	3	104.69	28.24	-15.26	43.50	42.57	17.00	1.54	32.87	---	---	Peak VERTICAL	4	185.20	23.63	-19.87	43.50	38.69	15.71	2.06	32.83	---	---	Peak VERTICAL	5	471.35	24.58	-21.42	46.00	31.27	22.99	3.32	33.00	---	---	Peak VERTICAL	6	642.07	26.23	-19.77	46.00	30.14	25.18	3.87	32.96	---	---
Peak	Freq	Level	Over Limit	Limit	ReadAntenna	Cable	Preamp	A/Pos	T/Pos	Remark	Pol/Phas																																																																																																																																																																																						
	MHz	dBuV/m	dB	dBuV/m	dBuV	dB/m	dB	cm	deg																																																																																																																																																																																								
1	30.00	30.00	-10.00	40.00	37.74	24.57	0.71	33.02	---	---	Peak HORIZONTAL																																																																																																																																																																																						
2	55.22	23.91	-16.09	40.00	42.28	13.45	1.10	32.92	---	---	Peak HORIZONTAL																																																																																																																																																																																						
3	96.93	22.58	-20.92	43.50	37.48	16.49	1.48	32.87	---	---	Peak HORIZONTAL																																																																																																																																																																																						
4	188.11	20.30	-23.20	43.50	35.41	15.65	2.08	32.84	---	---	Peak HORIZONTAL																																																																																																																																																																																						
5	250.19	18.40	-27.60	46.00	30.33	18.42	2.42	32.77	---	---	Peak HORIZONTAL																																																																																																																																																																																						
6	413.15	20.66	-25.34	46.00	28.55	21.90	3.10	32.89	---	---	Peak HORIZONTAL																																																																																																																																																																																						
Peak	Freq	Level	Over Limit	Limit	ReadAntenna	Cable	Preamp	A/Pos	T/Pos	Remark	Pol/Phas																																																																																																																																																																																						
	MHz	dBuV/m	dB	dBuV/m	dBuV	dB/m	dB	cm	deg																																																																																																																																																																																								
1	34.85	28.97	-11.03	40.00	39.01	22.06	0.79	32.89	---	---	Peak VERTICAL																																																																																																																																																																																						
2	56.19	27.01	-12.99	40.00	45.54	13.28	1.11	32.92	---	---	Peak VERTICAL																																																																																																																																																																																						
3	104.69	28.24	-15.26	43.50	42.57	17.00	1.54	32.87	---	---	Peak VERTICAL																																																																																																																																																																																						
4	185.20	23.63	-19.87	43.50	38.69	15.71	2.06	32.83	---	---	Peak VERTICAL																																																																																																																																																																																						
5	471.35	24.58	-21.42	46.00	31.27	22.99	3.32	33.00	---	---	Peak VERTICAL																																																																																																																																																																																						
6	642.07	26.23	-19.77	46.00	30.14	25.18	3.87	32.96	---	---	Peak VERTICAL																																																																																																																																																																																						



### Appendix C. Duty Cycle Plots

Band	Duty Cycle(%)	T(ms)	1/T(kHz)	VBW Setting
Bluetooth LE 1Mbps	86.09	2.152	0.465	0.47KHz
Bluetooth LE 2Mbps	58.30	1.094	0.914	1KHz

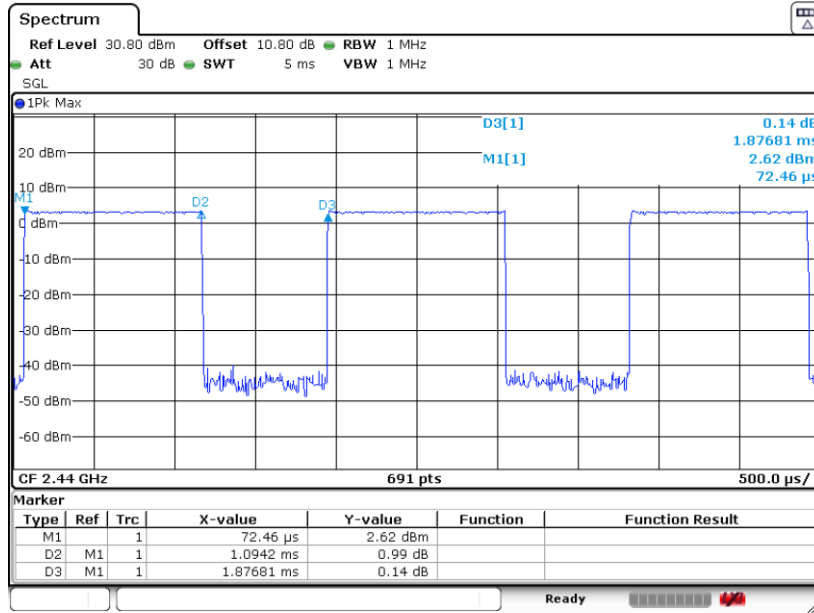
#### Bluetooth LE 1Mbps



Date: 24.OCT.2023 16:51:42



Bluetooth LE 2Mbps



Date: 24.OCT.2023 16:50:51